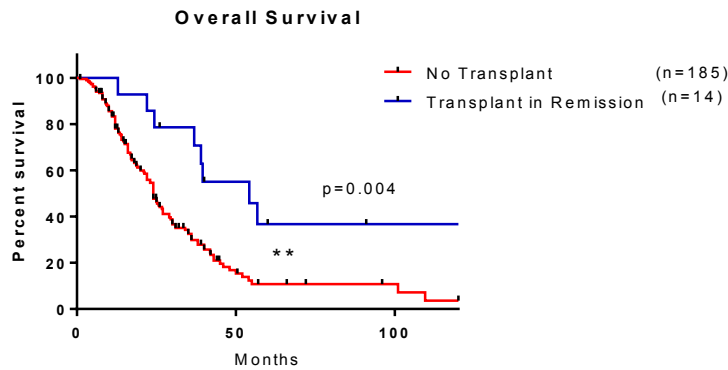


512 Publications Reviewed	
	492 Publications Omitted for:
	≤ 2 patients (n=249)
	Not DSRCT diagnosis (n=231)
	No individual OS data (n=7)
	Single agent study (n=5)
20 Publications	
n=279 patients	
	n=23 Patients Omitted for:
	No OS data (n=17)
	Initial misdiagnosis (n=2)
	Palliative treatment only (n=2)
	Suspected overlap (n=2)
n=256 Patients	
SCT ¹ patients (n=79)	No SCT (n=185)

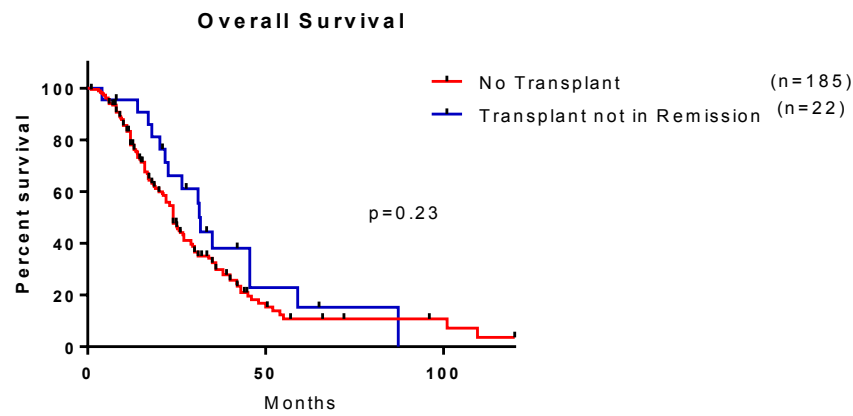
SUPPLEMENTARY FIGURE S1. Flow Chart of Literature Review

¹ SCT = Stem Cell Transplant

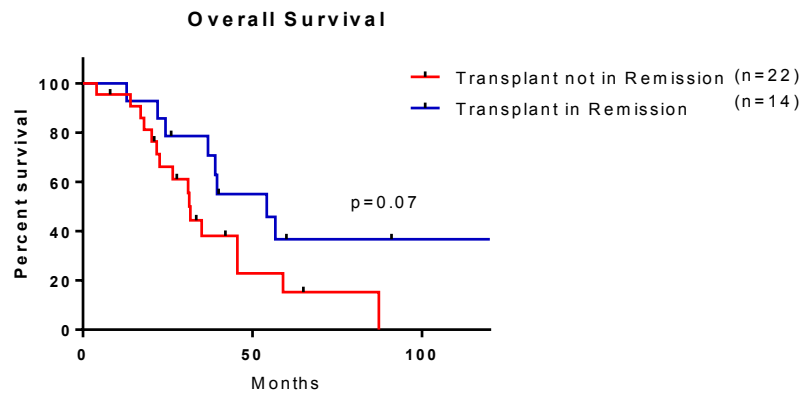
A



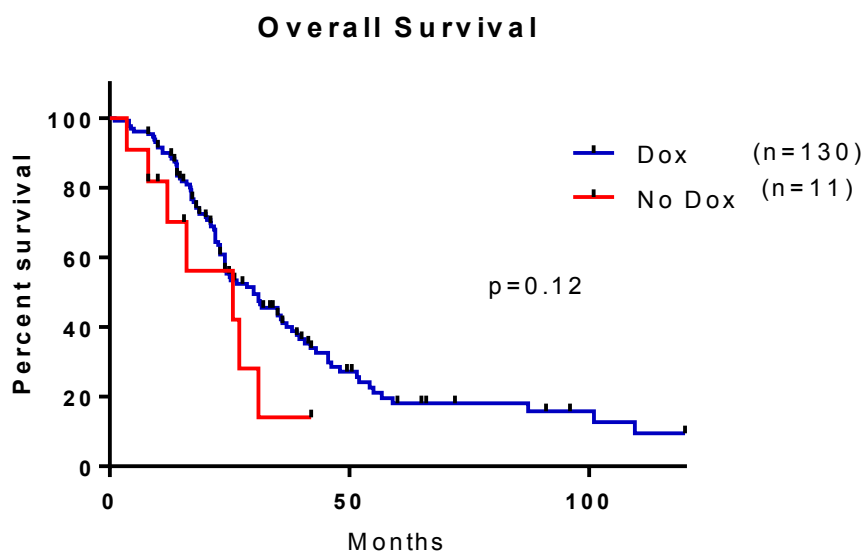
B



C



SUPPLEMENTARY FIGURE 2 A Kaplan-Meier curve of patients who had Stem Cell Transplant in remission and patients who did not have Stem Cell Transplant. B . Kaplan-Meier curve of patients who did not have Stem Cell Transplant and patients who had a Stem Cell Transplant not in remission. C Kaplan-Meier curve of patients who had Stem Cell Transplant in remission and patients who had a Stem Cell Transplant not in remission.



SUPPLEMENTARY FIGURE S3 Kaplan-Meier curve of patients who had doxorubicin as part of their chemotherapy regimen and patients who did not have doxorubicin as part of their regimen. (Dox = doxorubicin)

Author	Year	Includes some SCT¹ patients	Number of Patients In Paper
Gerald	1991	no	19
Parkash	1995	no	3
Farhat	1996	no	5
Ordonez	1998	no	39
Kurre	2000	no	3
Liang	2000	no	3
Gil	2004	no	7
Msika	2010	no	3
Tang	2015	no	18
Zhang	2015	no	11
Kretschmar	1996	yes	3
Kushner	1996	yes	12
Cummings	1997	yes	6
Lae	2002	yes	32
Livaditi	2006	yes	5
Saab	2007	yes	11
Bisogno	2010	yes	14
Hayes-Jordan	2010	yes	24
Philippe	2012	yes	38
Forlenza	2015	yes	19
CHAM	2016	yes	4
Total			279

SUPPLEMENTARY TABLE S1 All Studies Included in Literature Review

¹SCT is Stem Cell Transplant.