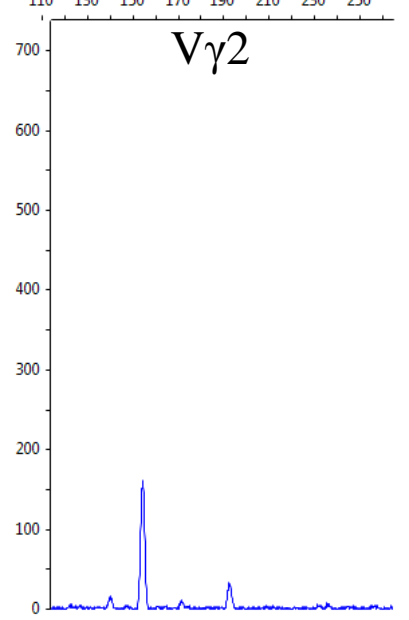


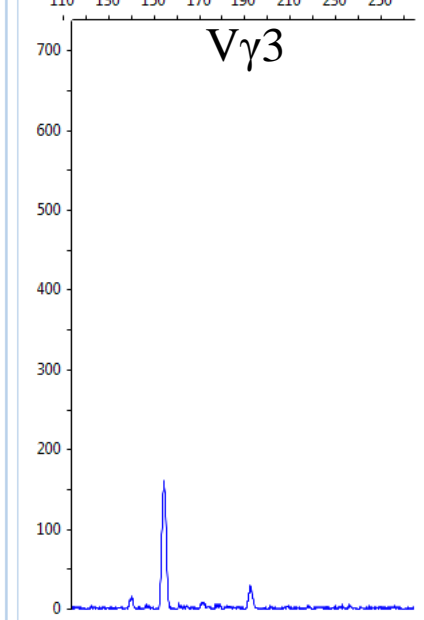
Table S1 primers for Spectratyping

primer	Sequence 5`-3`
V γ 2	GCAAGCACAAGGAASAACCTTGAG
V γ 3	GTACTATGACGTCTCCACCG
V γ 4	ATGACTCCTACACCTCCAGC
V γ 5	CCCAGGAGGTGGAGCTGGAT
V γ 9	ATCAACGCTGGCAGTCC
V δ 1	CTGTCAACTTCAAGAAA-GCAGCGAAATC
C γ -FAM	AATAGTGGGCTTGGGGGAAAC
C δ -FAM	ACGGATGGTTTGGTATGAG GCTGA

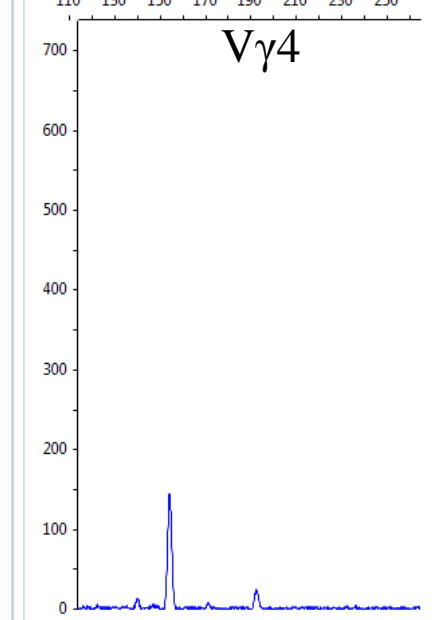
MMS_CD8+_g2_A01_TCRgd_191 Analyzed Data



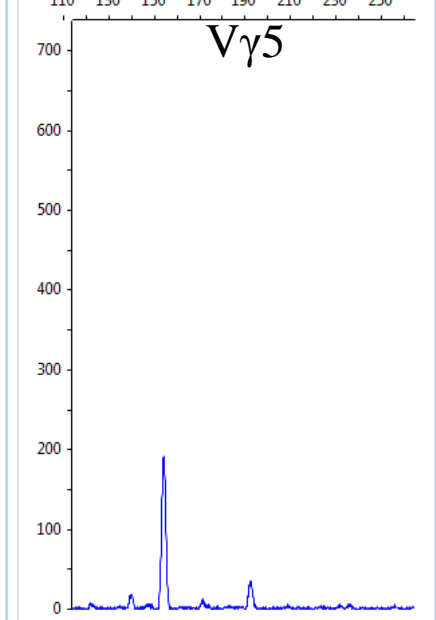
MMS_CD8+_g3_B01_TCRgd_191 Analyzed Data



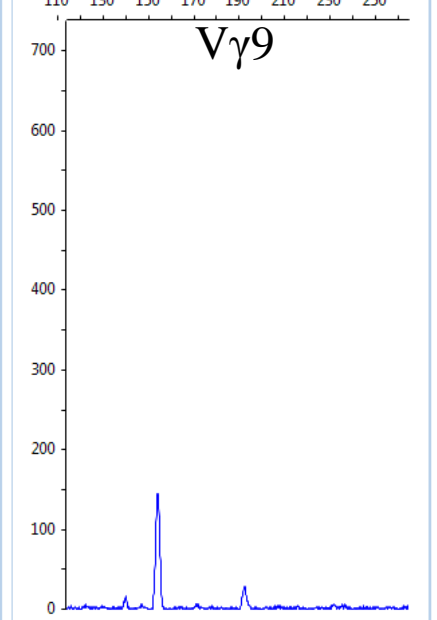
MMS_CD8+_g4_C01_TCRgd_191 Analyzed Data



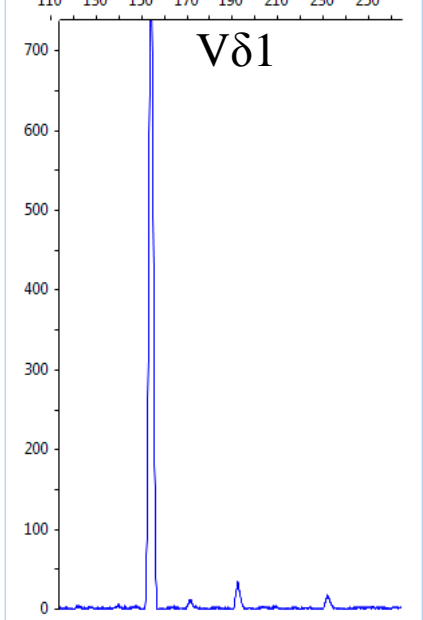
MMS_CD8+_g5_D01_TCRgd_191 Analyzed Data



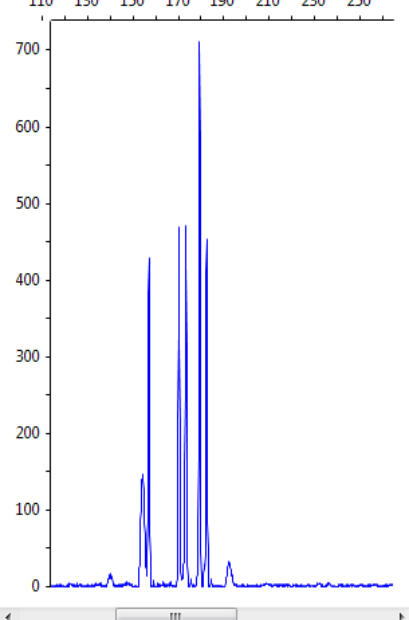
MMS_CD8+_g9_E01_TCRgd_191 Analyzed Data



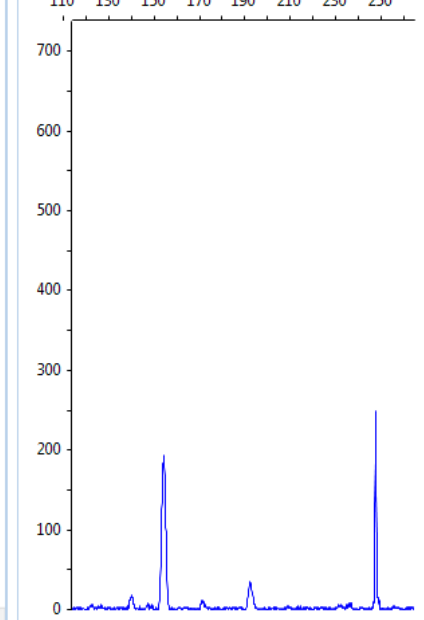
MMS_CD8+_VD1_F01_TCRgd_19 Analyzed Data



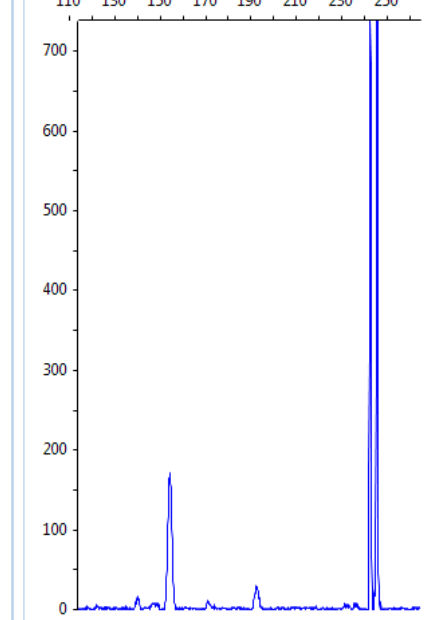
MMS_CD8--_g2_A02_TCRgd_191 Analyzed Data



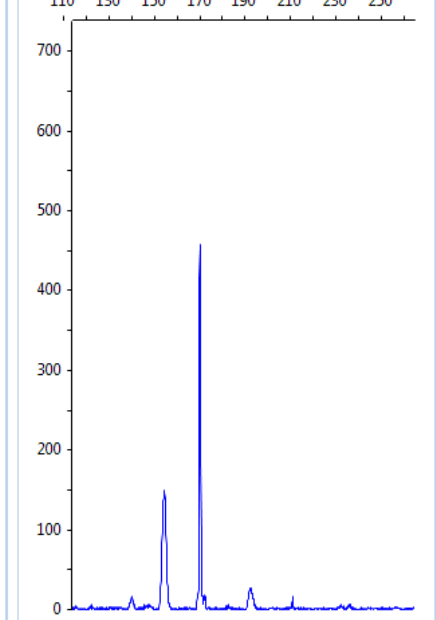
MMS_CD8--_g3_B02_TCRgd_191 Analyzed Data



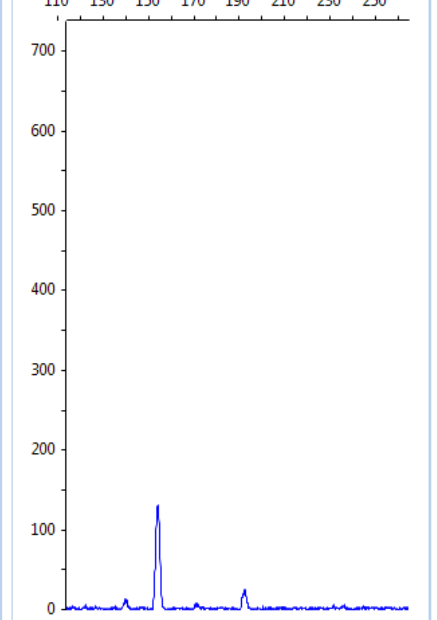
MMS_CD8--_g4_C02_TCRgd_191 Analyzed Data



MMS_CD8--_g5_D02_TCRgd_191 Analyzed Data



MMS_CD8--_g9_E02_TCRgd_191 Analyzed Data



MMS_CD8--_VD1_F02_TCRgd_19 Analyzed Data

