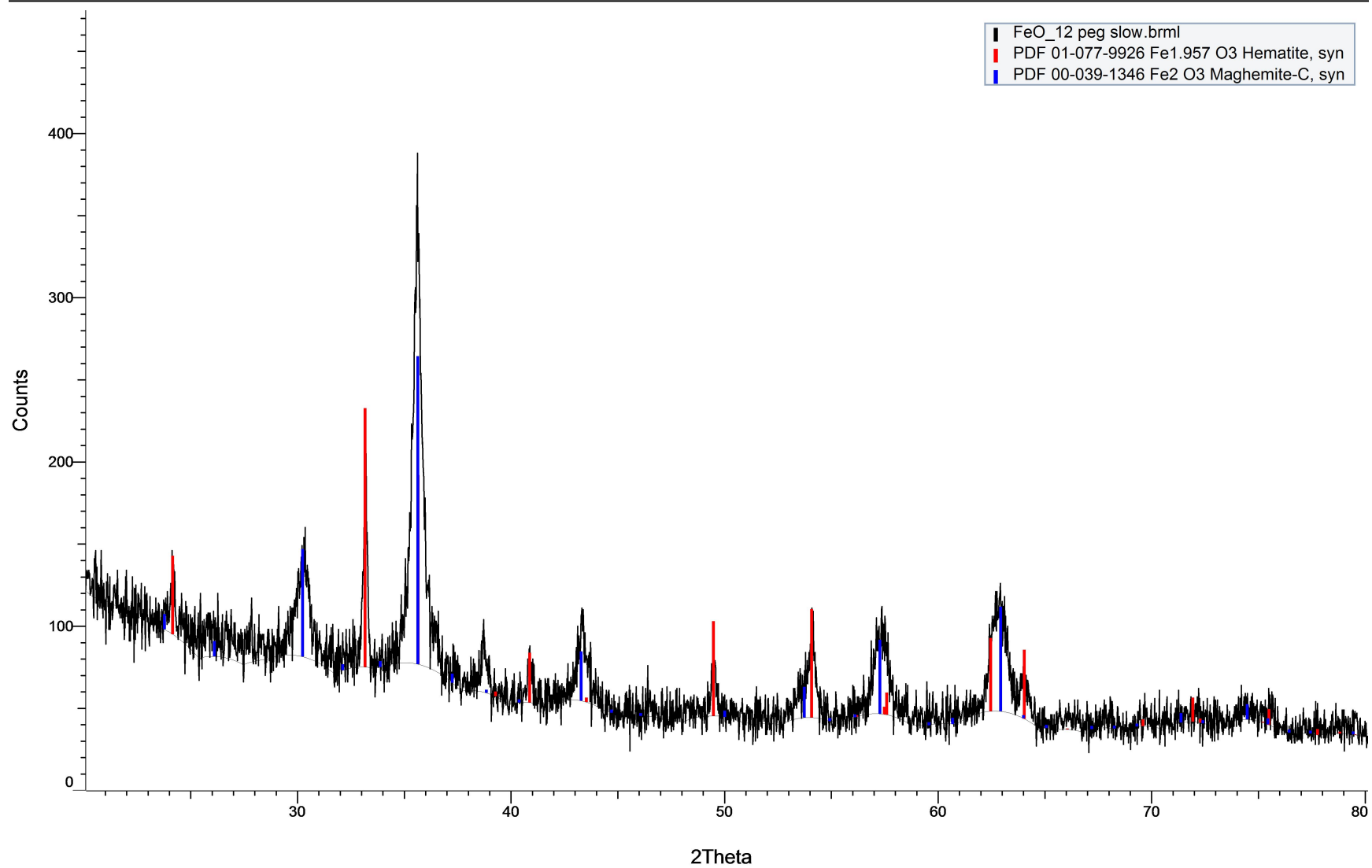






Commander Sample ID



Pattern List #12

Show	Icon	Color	Index	Name	Parent	Scan	Pattern #
Yes			0	PDF 01-077-9926	Pattern List #12	FeO_12 peg slow.brml #1	PDF 01-077-9926
Yes			1	PDF 00-039-1346	Pattern List #12	FeO_12 peg slow.brml #1	PDF 00-039-1346

Compound Name	Formula	Quality	Y-Scale	I/Ic DB	I/Ic User	S-Q	Added Reference	d x by
Hematite, syn	Fe1.957 O3	Star (*)	50.6760 %	3.170		27.08 %		1.0000
Maghemite-C, syn	Fe2 O3	Star (*)	60.2584 %	1.400		72.92 %		1.0000

Scan WL	Wavelength	System	Space Group	a	b	c	alpha	beta	gamma	Z
Yes	1.54060	Rhombo.H.axes	R-3c (167)	5.03275		13.75288				6
Yes	1.54060	Cubic	P4132 (213)	8.35150						11

Volume	Density	Cell Tuned	F (N)
301.67	5.195	No	F30= 305.8(0.0031, 32)
582.50	4.900	No	F30= 94.9(0.0090, 35)