



Research Article

Oscillating Plasmas for Proton- Boron Fusion in Miniature Vacuum Discharge

Yu. K. Kurilenkov ^{1,2}, V. P. Tarakanov ¹, A. V. Oginov ², S. Yu Gus'kov ²
and I. S. Samoylov ¹

¹Joint Institute for High Temperatures, Russian Academy of Sciences, Bd. 2, 13 Izhorskaya st, Moscow 125412, Russia

²P.N. Lebedev Physical Institute, Russian Academy of Sciences, 53 Leninskii Prospect, Moscow 119991, Russia

Correspondence should be addressed to Yu. K. Kurilenkov; yu.kurilenkov@lebedev.ru

Received 14 June 2022; Revised 12 October 2022; Accepted 23 January 2023; Published 4 March 2023

Academic Editor: Dimitri Batani

Copyright © 2023 Yu. K. Kurilenkov et al. This is an open access article distributed under the Creative Commons Attribution License, which permits unrestricted use, distribution, and reproduction in any medium, provided the original work is properly cited.

Earlier, the experiments on the aneutronic proton-boron (pB) fusion in a miniature nanosecond vacuum discharge (NVD) with oscillatory plasma confinement and correspondent α particles yield were presented. In this work, we consider some specific features of oscillatory confinement as a relatively new type of plasma confinement for fusion. Particle-in-cell (PiC) simulations of pB fusion processes have shown that the plasma in NVD, and especially on the discharge axis, is in a state close to a quasineutral one, which is rather different from the conditions in the well-known scheme of periodically oscillating plasma spheres (POPSs) suggested earlier for fusion. Apparently, small-scale oscillations in NVD are a mechanism of resonant ion heating, unlike coherent compressions in the original POPS scheme. Nevertheless, the favorable scaling of the fusion power in NVD turns out to be close to the POPS fusion but differs significantly both in the compression ratio and in the values of the parameter of quasineutrality. In addition, unlike the POPS scheme, PiC simulation reveals that the distribution functions of protons and boron ions in NVD are non-Maxwellian. Therefore, we have an aneutronic pB synthesis in a nonequilibrium plasma remaining “nonignited” on the discharge axis.

1. Introduction

The proton-boron aneutronic reaction ($p + {}^{11}\text{B} \rightarrow \alpha + {}^8\text{Be}^* \rightarrow 3\alpha + 8.7 \text{ MeV}$) [1, 2] has the largest cross section $\sigma \approx 1.2 \text{ b}$ as compared to other neutron-less reactions at the nuclei relative motion energy of about 675 keV [3]. The proton-boron (pB) reaction cross section is smaller and the energy when it occurs is much larger in comparison with the same values for the reaction between deuterium and tritium –6 b and 60 keV. For this reason, the energetically profitable pB reaction requires significantly more extreme plasma states than for the fusion between hydrogen isotopes on the base of traditional schemes with magnetic or inertial confinement [4–6]. In the long term, advanced proton-boron fuel is very promising, like related almost aneutronic “clean” energy [7–9]. To date, the pB reaction and effects related have proved to be in demand in medicine [10, 11]. The laser

initiation of the pB reaction has been demonstrated at the beginning of this century [12]. In recent years, great progress was achieved in laser-driven pB fusion experiments and the growth of α particles yield (sf [13–19] and ref. therein). At the same time, another approach like plasma confinement under extreme conditions in a single device for pB fusion without any external influences is also still of great interest [20]. Overall, the inertial electrostatic confinement (IEC) [21–28] is one of the very few in which ions can quite easily reach the energies required for the beginning of the pB reaction.

Earlier, on the basis of IEC, an oscillating plasma was proposed as a possible thermonuclear fusion scheme [29, 30]. The confinement and acceleration of ions in the IEC scheme take place in the field of a virtual cathode (VC), i.e., in a deep electrostatic potential well (PW) [21]. However, the “beam”-like ion energy distribution is essentially eroded by

Coulomb collisions before the synthesis is substantially realized in traditional IEC schemes [22]. This problem could be avoided if the ionic component of the plasma would be in the local thermodynamic equilibrium (LTE) state, as suggested in [29, 30]. In this scheme, the head-on ion collisions are replaced by the periodically oscillating plasma spheres (POPSs) in the harmonic oscillator potential arranged due to a homogeneous electronic background. At the moment of compression, the high plasma densities and temperatures necessary for nuclear fusion could be achieved. In the process of oscillations, the ions in the POPS scheme have to be in the LTE [29, 30]. An important advantage of the POPS-based device is the obtained scaling of the fusion power, which increases with the inverse of the VC radius [29, 31]. This feature could reduce in size and cost of each subsequent device of this type [31, 32]. Looking forward, if breakeven could be achieved on one small POPS module, this could lead to the creation of a multimodule plant for energy production in the future [29, 31, 33]. Initially, it was assumed that POPS plasma is essentially non-neutral, and there would be enough electrons so that the volume charge would neutralize the plasma sphere at the moments of its collapse [29, 30]. Afterwards, it was shown that there are important limitations on the compression ratio that could be achieved in the original POPS scheme while maintaining the parabolic potential background and the neutralization of the spatial charge [34]. As a result, despite the potentially high efficiency of fusion of the POPS in theory [29, 30] and demonstration of the POPS in the initial experiment [31, 32], in further work, it was not possible to implement the original POPS scheme in nuclear fusion experiments [22, 34].

The study and development of compact IEC devices with ion oscillations is stimulated, in particular, by favorable scaling of fusion power derived for POPS [29, 30], which invites towards the miniaturization of devices. An IEC scheme with reverse polarity [21] based on a miniature nanosecond vacuum discharge (NVD) [35–37], in which ion oscillations occur quite naturally [38], has a direct relation to this. The NVD experiments and related PiC simulations began at the turn of the century, and over time, it became clear that some hopes associated with the potential advantages of nuclear fusion in the POPS scheme can be realized partially in a miniature NVD [38–41]. The yield of DD neutrons was observed previously and studied in detail in this device [35–41], and an aneutronic proton-boron synthesis was demonstrated also recently [20]. Interestingly, the field of the virtual cathode confines the oscillating ions in the NVD, and at the same time, the inertia of the oscillating ions partially holds the electrons of VC by electric fields. So we have called this type of confinement an electrodynamic or oscillatory one (OSCO) [20, 41].

This paper discusses and compares the features and capabilities of oscillating plasmas for nuclear fusion both in the POPS scheme [29, 31, 34] and the OSCO regime based on NVD [20, 35–41]. The study of a fundamental issue for IEC devices with electron injection as neutralization of the spatial charge started for NVD recently [42] and is developing further. Some prehistory and specifics of DD and pB nuclear synthesis study based on NVD are given in Section 2. The degree of quasineutrality of proton-boron

plasma in the OSCO scheme is investigated numerically in Section 3. An improved scaling of the DD fusion power has been determined for OSCO and compared with POPS in Section 4, and the energy distribution functions of protons and boron ions under pB fusion in the OSCO scheme, which are qualitatively different from the Maxwellian ones in the POPS scheme, are presented also. Section 5 discusses the evolution of the IEC reverse polarity scheme over the past half century and draws some conclusions for the future.

2. On DD and pB Nuclear Synthesis in Miniature Nanosecond Vacuum Discharge (NVD)

Experiments on X-ray generation and DD synthesis in NVD were started at the end of the last century [43], and both single and pulsating yields of DD neutrons were soon registered [35, 44]. However, for some time, the nature of DD neutrons was still unclear. Just subsequent 2D PiC modeling of the processes leading to DD synthesis in NVD [36], based on the full electrodynamic code KARAT [45] revealed the fundamental role of the formation of a virtual cathode (VC) and its corresponding deep potential well (PW) [37, 38], which accelerates and confines deuterons. In fact, the OSCO is based on an IEC scheme with reverse polarity [20, 21, 36, 37] and makes it possible to operate in a vacuum, where beams of auto-electrons from the cathode will be formed when the high voltage is applied. The auto-electrons, interacting with the deuterium-loaded Pd anode tubes, at first, will create erosive plasma [38, 46] near the anode with deuterons and deuterium-containing clusters. Secondly, the electron beams, while flying into the anode space (through the “mesh” of thin Pd tubes) are slowing down as they approach the discharge axis, and then change the direction of movement, thereby forming a VC and the PW corresponding thereto. Thus, the OSCO scheme based on miniature NVD, unlike the rather complex POPS experiment, includes the natural injection of auto-electrons into the anode space, the formation of a very small VC with a radius of $r_{VC} \sim 0.1$ cm, and a corresponding PW with a depth of $\varphi_{PW} \sim 50\text{--}100$ kV [20, 41]. Head-on collisions of deuterons accelerated in PW up to ~ 100 keV are accompanied by the release of DD neutrons. Deuterons can oscillate in the PW, and at the moments of their collapses at the PW bottom, the main DD synthesis takes place [38]. As a result, periodic oscillations of deuterons in PW are leading to the pulsating output of DD neutrons [35, 41, 47]. At the same time, the PW permanently holds the oscillating deuterons, since the energy they gain in the VC field is always insufficient to leave the well.

Earlier, in the POPS scheme, the scaling of the oscillation frequency f_{POPS} by the ion mass and the depth of the potential well was obtained [31, 32]. There was a good agreement between the observed resonant frequency for some test ions [31] and theoretical predictions for $f_{POPS} \approx (2e\varphi_{PW}/r_{VC}^2 m_i)^{1/2}/2\pi$ [32] (m_i -deuteron mass and e -electrostatic charge). In a more general case, a similar dependence of the ion oscillation frequency can be estimated from the inverse time of the ion flight by the radius of anode space to the discharge axis (Figure 1(a)) and back $f_{OSCO} \sim u_i/r_{VC}$, where $u_i \approx (Ze\varphi_{PW}/2m_i)^{1/2}$ -the average velocity of an ion with a charge Z . Remarkably, the theoretical POPS

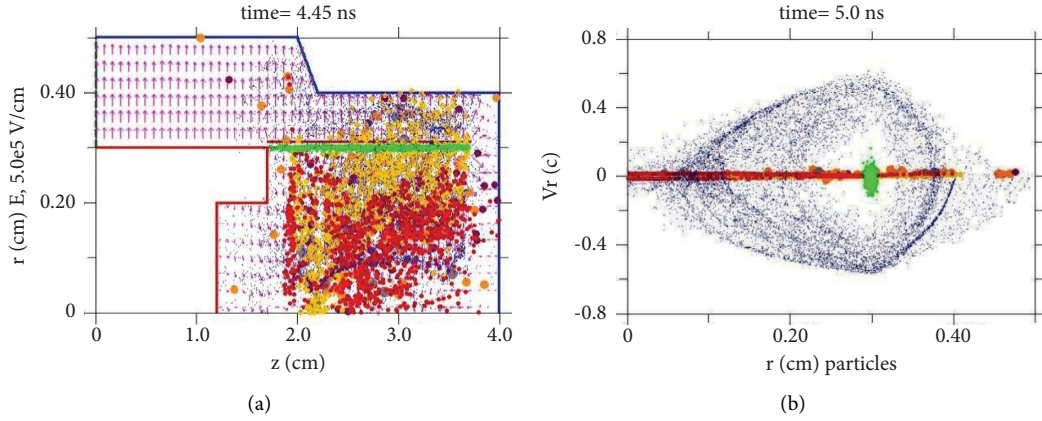


FIGURE 1: (a) Geometry of electrodes in nanosecond vacuum discharge (NVD) under PiC simulations of pB syntheses for $U=100$ kV and front $\Delta t_f=1$ ns (anode-red, cathode-blue, and green area-“anode plasma” with protons and boron ions). Electrons (blue dots), protons (red), and boron ions ($Z_B=+3$, yellow), and residues of pB reaction products are shown in the anode space at the simulation moment $t=4.45$ ns (circles of larger diameter, gray: ${}^8\text{Be}^*$, purple: primary α particles, dark orange: secondary α particles [20]). (b) The velocity of electrons on radius, $Vr/c < 0$, accelerated to an energy of ≈ 100 keV when passing in simulations through “the anode Pd tubes” (green area) at $t=5$ ns (c -velocity of light). The electrons are inhibited in the anode space close to the discharge axis, form a virtual cathode, $r_{VC} \approx 0.1$ cm and are reflected further ($Vr/c > 0$) by oncoming electron flows in the opposite direction (VC along axis Z is also visible in Figure 1(a)). Protons, boron ions, and pB reaction products are represented partially here also in the vicinity of $Vr/c \approx 0$.

scheme has some analogue of the oscillating deuterons in NVD which are manifesting through pulsating neutron yield observed [35, 41]. In fact, at the NVD experiment with deuterated Pd anode we have PW depth $\varphi \approx 50\text{--}60$ kV, namely, for deuterons (φ_{PW} is about 80% of the voltage applied), and the frequency of pulsating neutron yield registered comes to about ≈ 80 MHz [35, 36, 47]. A close value can be evaluated by extrapolation of expressions f_{POPS} or f_{OSC} presented above to the parameters of the NVD experiment and A-C geometry. Further definite similarities and differences of the POPS physics and some oscillating ions regimes at nanosecond vacuum discharge are discussed in Section 4.

It should be noted the great progress made in recent years in the study of laser-driven pB fusion and increasing α particles yields in the experiments related [13–19]. In addition to laser-driven fusion schemes, the implementation of pB fusion in one very compact device without the external influence of lasers or proton beams is also of fundamental and applied interest. In general, the scenario of DD synthesis in NVD with a virtual cathode remains valid for the pB reaction. By analogy with DD synthesis, PiC simulation showed that the proton-boron aneutronic reaction can also be achieved by accelerating and confining protons and boron ions by the field of the virtual cathode in NVD [48]. In the process of their oscillations in PW, head-on collisions of a part of protons and boron ions with energies of $\sim 100\text{--}500$ keV lead to a proton-boron reaction. The specifics of an OSCO at pB syntheses are that the oscillations periods of boron ions and protons are different due to the difference in their masses and charges. Nevertheless, under certain conditions, which are realized both in PiC simulations [48, 49] and in the testing experiments [20], these ions and protons can collide in the vicinity of the discharge axis and with a certain probability reaction pB takes place. The results of the first experiments on the pB fusion in miniature NVD

with plasma oscillatory confinement were presented recently [20]. The device is based on a low energy (≈ 1 J) NVD with a virtual cathode also. The field of VC accelerates protons and boron ions to the energy thresholds required for notable pB synthesis under the collapse of ions in the vicinity of the PW “bottom.” On average, the yield of α particles registered was about 250 α particles per one shot (≈ 1 J, voltage pulse $U \approx 100$ kV, duration $\tau \approx 20$ ns) in a given series of demonstration experiments [20]. As noted [20], the geometry of the old Pd anode used earlier in DD synthesis was sub-optimal, but it was very convenient for filling with boron nanoparticles due to the developed surface microrelief (Figure 3 in [20]). For the case of a larger number of well-defined oscillations of ions in a better geometry of electrodes (Figures 1(a) and 2(b)), we have to obtain at least $\sim 10^3/4\pi$ α particles per one J. This is still significantly less than what is observed in the modern laser-driven pB fusion experiments (where the yield of α particles can reach $\sim 10^7$ sr/J, from the outlet [16, 19]), but obtaining in a single miniature device without external influence of lasers or proton beams [20].

Let us note that the energies of protons (≤ 100 keV) and boron ions (≤ 500 keV) in the NVD are relatively small, for example, in comparison with those in the laser-driven proton-boron fusion [16]. As a result, the efficiency $Q = E_{\text{output}}/E_{\text{input}}$ in the first experiments on pB synthesis in a single miniature device for proton-boron plasma confinement also is still very low $\sim 10^{-9}$. If the voltage is increased to $U=150$ kV or higher, we can get closer to the main resonance peak of the pB reaction at 675 keV. Looking forward to an α particles source based on NVD, if we use a pulse periodic high voltage generator and solve the problem of heat dissipation, the α particles yield in NVD will be proportional to the frequency of the voltage applied, for example, at ~ 100 kHz it would be about 10^8 α particles/s. Again, it is not so much as for laser-driven α particles sources, but a practical niche as a simple and cheap compact

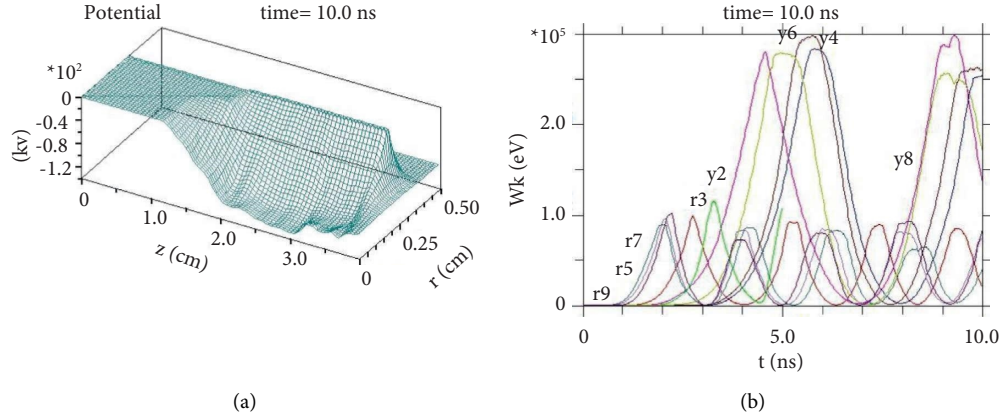


FIGURE 2: (a) The field of virtual cathode (or potential well) for $U = 100$ kV with a front $\Delta t_f = 1$ ns and (b) the energy of the isolated groups of boron ions ($Z_B = +3$, index (y)) and protons (index (r)) during their oscillations in the potential well on time (for $U_{\text{exp}} \approx 100$ kV with $\Delta t_f \approx 2$ ns).

α particle source is not excluded. Last but not least, further studies are to show the prospects for the creation of a practical miniature reactor for pB synthesis based on oscillatory confinement in NVD. In the very long term, if reasonable values $Q > 1$ would be achieved in a single miniature device (Chapter 13 in [22]), the possible route for energy production could be associated with a multimodule ($\sim 10^7$) arrays for a power plant which were suggested for fusion in a POPS scheme [31, 33].

3. Space Charge Neutralization and Degree of Quasineutrality in NVD

Neutralization of the space charge is an important issue under electron injection in devices like IEC [22, 29, 31]. In this section, we will consider the degree of plasma quasineutrality in the OSCO scheme at cylindrical geometry using the example of PiC modeling of pB synthesis. As earlier [20, 48], we will also use the code KARAT [45] for this purpose. It is a versatile FDTD relativistic, fully electromagnetic code based on the PIC method. The code is designed to solve nonstationary problems of electrodynamics having complex geometry and including plasma, electron, and ion beams. For current research [20], modeling of binary interaction has been added. It is based on PiC simulation of particle collisions and the subsequent generation of secondary particles with a probability corresponding to the velocity of the primary particles and theoretical or experimental cross-section. When modeling the processes leading to the synthesis of pB in NVD, we will derive the concentrations of all charged particles at different parts of the anode space (Figure 1(a)) on time. It will allow estimating the degree of plasma quasineutrality in anode space by radius. The 2D PiC simulations presented below were carried out for two cases: at the voltage applied of $U = 100$ kV with a voltage front $\Delta t_f = 1$ ns, and for the experimental values $U_{\text{exp}} \approx 100$ kV, $\Delta t_f \approx 2$ ns used for demonstration of the pB fusion in NVD [20] (VA characteristics of the voltage pulse-periodical generator are given in Figure 2(b) in [20]). There were 50 grid points by radius r

and 300 ones by Z axis under PiC simulations. The total number of macro particles was up to 10^6 .

In Figure 1(a) the cylindrical geometry of the electrodes is shown, with the anode-cathode (A-C) space 0.1 cm. In 2D simulations, a thin anode “plateau” inside the cathode corresponds to the real anode from cylindrical Pd tubes attached to the end of the anode along its perimeter [38]. On the left, a TEM wave from a high-voltage generator is launched into the coaxial along the axis Z .

In Figure 1(a), it shows the creation of an electric field between anode and cathode, providing auto-electronic emission. In this field, the electrons are accelerated by radius to the discharge center (blue dots are shown in the figures), and cross the anode (green area at $r \approx 0.3$ cm) with an energy of ≈ 100 keV ($Vr/c < 0$, Figure 1(b)). Irradiation of the anode by electron beams produces the “emission” of boron ions and protons. Penetrating further into the anode space, electrons are inhibited and reflected by oncoming flows and form a VC with a radius of ≈ 0.1 cm in a result (Figure 1; [20] for details and PiC simulations movie). Inside the anode the external pulse electric field is absent; however, the negative electric charge of electrons creates PW in the vicinity of the axis. It provides acceleration of protons and boron ions along the radius to the discharge axis Z ($r = 0$). Here, the latter’s velocity reaches its maximum value, as well as its density.

The potential well corresponding to the VC of the electron cloud inside the anode space is presented in Figure 2(a) (at the 10th ns of simulation). The PW depth is about ≈ 100 kV. In the pB fusion experiment, the anode Pd tubes were filled with hydrogen, and a tube surface with a microrelief developed is covered by boron nanoparticles [20]. The protons and boron ions will appear at the edge of the PW under irradiating Pd anode tubes by energetic electrons. In PiC modeling, the anode “tube” (Figure 1(a)) was also “fulfilled” by protons and boron ions (with a charge just of +3). Radial acceleration of protons and boron ions in the field of VC were followed by their oscillations in the deep PW, which will confine them also during oscillations.

The specifics of OSCO are illustrated in Figure 2(b), where the energies of randomly chosen isolated groups of protons (index r) and boron ions (index y) in PW on time are given. For this purpose, at five Z coordinates (in the range of 2–3 cm), the locations of protons and boron ions were randomly selected at $r = 0.3$ cm (distance to the anode, Figure 1(a)). The particles closest to these points were selected from the cloud of “anode plasma” at the initial moment of time. Furthermore, the histories of all particle parameters (coordinates, velocities, and energies) in time, as well as the electric fields acting on them, were traced. PiC modeling recognizes the oscillatory nature of confinement of protons and boron ions in PW; in fact, the maximum energy of the charges corresponds to the moment when they are passing through the discharge axis, and a minimum of kinetic energy corresponds to the full deceleration of ions in PW and a downward turn at its upper edge. Note that, fast boron ions appear for the voltage front $\Delta t_f \approx 2$ ns only in the time interval 4–5 ns (Figure 2(b)), while for the voltage front $\Delta t_f = 1$ ns they will appear already at 2–3 ns (not shown here), and also earlier than for $\Delta t_f \approx 2$ ns the first α particles will appear here (Section 4). For a voltage front $\Delta t_f = 5$ ns, fast boron ions and α particles will appear as in the first case at interval 4–5 ns (the results of 2D PiC simulations for the case of slower voltage rise $\Delta t_f = 5$ are presented in [42]).

The frequencies of oscillation for protons and boron ions are different (Figure 2(b)) since there is a difference in mass and charge (Section 2). This circumstance does not contribute properly to the efficiency of synthesis. Nevertheless, head-on collisions of protons and boron ions at the discharge axis and in its vicinity with sufficient energies lead to a pB reaction, and related α particles were registered in the first pB fusion NVD experiments [20]. Thus, Figures 1 and 2 illustrate the key role of formation VC and the deep PW related in the sequence of the main events leading to pB fusion in NVD.

Earlier, for the POPS model, there was a question on the amount of compression that can be achieved by oscillating plasmas while simultaneously maintaining parabolic background potential and space charge neutralization [31, 34]. Let us proceed to the analysis of the latter and the degree of quasineutrality of the pB plasma in the OSCO regime in NVD. For illustration, the rather typical concentration ratio of all charges at selected point $r = 0.2$ cm of the anode space on time is given in Figure 3. We see that, in general, the number of electrons slightly exceeds the total number of ions (curves in Figure 3 are calculated by the average over an area of ± 0.05 cm adjacent to the chosen point $r = 0.2$ cm). The concentration of protons fluctuates periodically on the electronic background, which corresponds to the arrival of protons in this area; meanwhile, the density of boron ions represents at this area of anode space something like a positively charged plateau. Underline, the concentration ratio of ions and electrons presented in NVD under simulations even far from the discharge axis (Figure 3) is different qualitatively and quantitatively from the ratio $n_i/n_e \sim 0.1$ accepted widely under the study and analysis of the POPS fusion scheme [29–33].

Let us consider in more detail the range which is closer to discharge axis under the short voltage front $\Delta t_f = 1$ ns. Figures 4(a) and 4(b) show the concentrations of

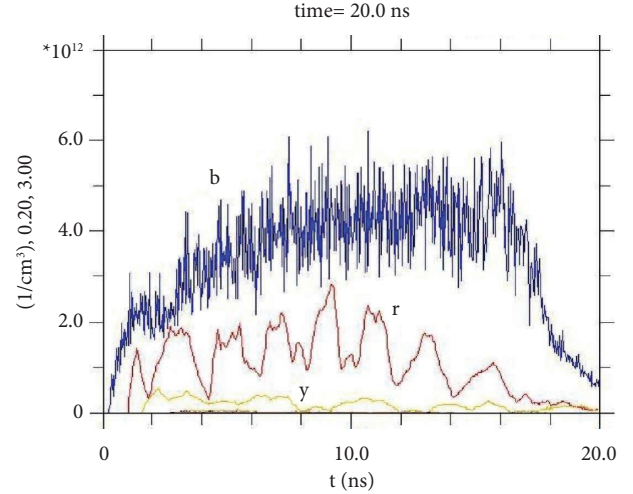


FIGURE 3: Density of electrons (b), protons (r), and boron ions (y) (with a charge of $Z_B = +3$) on time at the selected point by radius $r = 0.2$ cm of the anode space and the axis point $Z = 3$ cm Figure 1(a) for $U_{\text{exp}} \approx 100$ kV with a front $\Delta t_f \approx 2$ ns.

electrons, protons, and boron ions on time for two fixed points $r = 0.0$ cm and 0.1 cm by discharge radius at chosen $Z = 2.5$ cm on the discharge axis. The data in Figure 4(a) corresponds to a point $r = 0.1$ cm which is rather close to the axis (Figure 1(a)). The electron density is given by curve b , and curves r and y represent the densities of protons and boron ions, respectively. The first protons are coming to this area at $t \approx 2$ ns, and boron ions are appearing later due to the larger mass. We see that there are more electrons than ions in the entire time interval presented since $r \approx r_{\text{VC}} \approx 0.1$ cm. Meanwhile, on the axis of discharge (Figure 4(b), $r = 0.0$ cm), where n_e is several times higher than for the case of $r = 0.1$ cm, the electron density curve practically corresponds in magnitude to the total density of protons and boron ions (the latter have to be multiplied by their charge $Z_b = +3$) on time. Let us introduce the function $\mu(t) = -n_e(t) + n_p(t) + Z_B n_B(t)$ for a qualitative assessment of the degree of quasineutrality using the obtained graphs of electrons and ions concentrations (Figures 4(a) and 4(d)). Functions $\mu(t)$ are shown for both cases at Figure 4(c) ($r = 0.1$ cm) and Figure 4(d) ($r = 0.0$ cm), correspondingly. So we see that the plasma in the close vicinity of the discharge axis is almost a quasineutral one $n_i(t) \approx n_e(t)$ not only at individual moments of time but also during almost the entire time of simulation $t = 20$ ns (Figure 4(d)). Similar quasineutrality is available also for slower voltage rise $\Delta t_f = 5$ ns [42]. Remark, in the region of the anode space $r \approx 0.1$ cm, electrons, decelerating and unfolding, form a VC with a large electron density (Figure 1), and the deviation from quasineutrality there naturally should be maximal (Figure 4(c)).

At $t > 15$ ns, the “fuel” for pB nuclear fusion embedded in the “anode plasma” (Figure 1(a)) under simulation runs out (Figure 4).

To describe the degree of quasineutrality of the plasma, by analogy with [34], we introduce the parameter $\eta = n_{i0}/n_{e0}$, where n_{i0} is the initial ion density, $n_{e0} = n_e - n_i$ is the electron

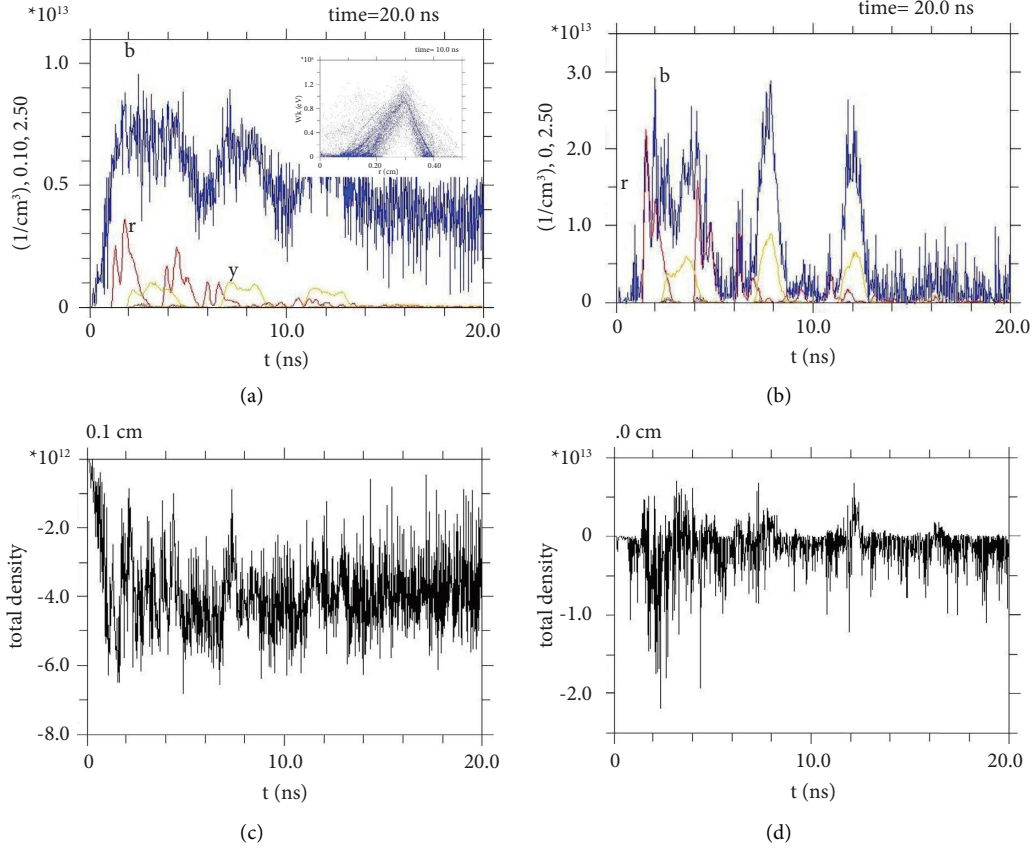


FIGURE 4: Concentrations of charges at selected points of the anode space on time at $Z=2.5$ cm (PiC simulations for an applied voltage $U=100$ kV with a front $\Delta t_f = 1$ ns): (a) $r=0.1$ cm and (b) $r=0.0$ cm. The blue curves are electrons (b), the red ones are protons (r), and the yellow ones are boron ions (y) with a charge of $Z_B=+3$. The related values of total density of charges, or function $\mu(t) = -n_e(t) + n_p(t) + Z_B n_B(t)$, are given at (c) and (d) for radial points $r=0.1$ cm and $r=0.0$ cm, correspondingly (see text). The energy of electrons as a function of their position along the discharge radius is shown in the Figure 4(a) inset ($r_{VC} \approx 0.1$ cm, see Figure 1(a) also).

density which is forming a virtual cathode of homogeneous density (n_e and n_i are concentrations of electrons and ions, respectively, depending generally on coordinates and time). In a quasineutral limit, we have $n_{e0} \rightarrow 0$ and get $\eta \rightarrow \infty$ formally [34]. Based on the simulations presented above, we may conclude that in a certain area around the axis of discharge ($r=0$ cm) during the oscillations of ions in PW, the parameter of quasineutrality η can reach the local values of the order of 10–100 (after the first 3–4 ns, function $\mu(t) \approx 0$ fluctuates around zero, and almost does not change over time, as shown in Figure 4(d)).

4. Small-Scale Oscillations at the Quasineutral Limit in Vacuum Discharge. The Advantages and Limitations of a POPS Fusion Scheme

The advanced concept of POPS [29–33] gave a new strong pulse to the study of the IEC scheme with reverse polarity, especially in theory. It was shown that the total power of thermonuclear fusion in POPS is scaled as $P \sim \varphi_{PW}^2 \eta^2 \theta^2 / r_{VC}$, where $\eta \approx n_i/n_e \sim 0.1$, $r_{VC} \sim a$ —anode space radius, and θ is the compression ratio [29, 31] (in the original POPS scheme, the value θ should be $\sim 10^3$). Thus, a critical advantage for

a POPS-like device for fusion is favorable fusion power scaling, which increases with the inverse of VC radius [29]. Each next POPS device generation has to be more efficient and smaller compared to the previous one [31], and it also might lead to a modular and high mass power density economical device (see Table I in [31] for potential applications of POPS fusion devices). Looking forward, it was remarked also that a multimodule power plant or advanced space propulsion [31, 33] could be considered if breakeven would be achieved.

Furthermore, the POPS scheme was demonstrated experimentally for H_2^+ , He^+ и Ne^+ ions for IEC with grids [31], where the ions exhibit resonant behavior in the field of VC when moving at the frequencies of POPS. The scaling of the oscillation frequency f_{POPS} by the ion mass and the depth of the potential well was obtained, and it was in good agreement with the predictions of the theory [32]. The PW depths estimated for the experiment did not exceed 300 V, and the ion oscillation frequencies did not exceed 700 kHz. Thus, the values of the applied voltage U were rather small there, and so far it was not about DD nuclear fusion. Nevertheless, the experiment on the demonstration of POPS was successful [31–33], but some factors such as a separate injection of electrons and setting external resonant pulses with

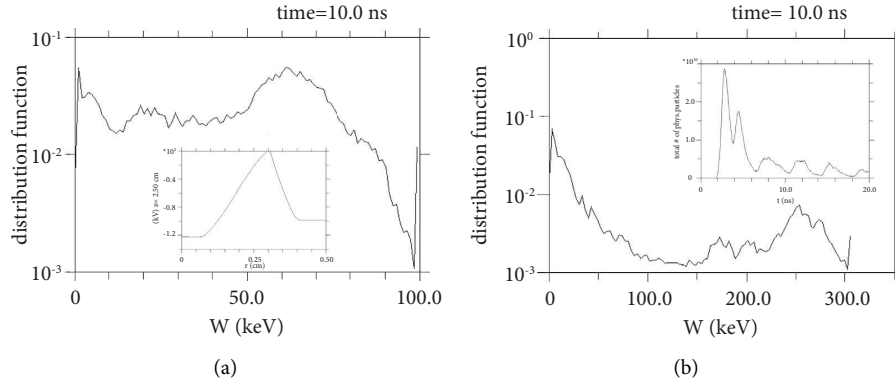


FIGURE 5: Energy distribution functions in NVD for (a) protons and (b) boron ions with charge $Z_B = +3$ for $U_{\text{exp}} \approx 100$ kV with a front $\Delta t_f \approx 2$ ns. The potential along the radius is shown at the inset in Figure 5(a) for $t = 10$ ns (it is cross section at $Z = 2.5$ cm for the PW presented in Figure 2(a)). The output of secondary α particles from pB reaction on time for $U = 100$ kV and $\Delta t_f = 1$ ns (see Figure 4(b) also) is shown at the inset in Figure 5(b).

a frequency of POPS made it quite complicated. Besides, a subsequent more detailed analysis by the authors of the POPS have shown [34] that there are some critical limitations on the degree of compression that can be achieved by an oscillating plasma while maintaining the neutralization of the spatial charge and the parabolic background potential. These conditions make operation in the POPS regime impractical [34].

At the same time, the work [34] has also suggested the use of small compressions as another option in the quasineutral limit $\eta \rightarrow \infty$ [34]. It was noted that this leads to a device different from the one originally envisioned for POPS. For the new device, POPS-type oscillations are primarily a mechanism of resonant ion heating, rather than coherent compression. Since the compression ratios are small there, a high ion temperature is required when the plasma is expanded [34]. Unlike the initial scenario with POPS, in these devices, it is possible to work with a mixture of deuterium and tritium also. Note that, a similar device was originally studied theoretically by Elmore et al. [21]. Apparently, small compressions, very small r_{VC} values, and plasma in the quasineutral limit are options which have been realized in experiments with miniature NVD independently [35, 36, 44]. This was preceded namely by a broad experimental search for the possibility of DD synthesis in a miniature NVD scheme [43, 44], partially stimulated at that time by the exciting results on DD fusion from explosions of femtosecond laser-heated deuterium clusters [50, 51].

In fact, oscillatory confinement in NVD also uses small POPS-type oscillations to heat the plasma [20, 41]. Present PiC simulations (as well as preliminary ones [42]) are showing that the oscillating plasma in the NVD near and on the discharge axis represents a rather quasineutral mode (Figure 4(d)), where the value of the parameter η can reach ~ 100 . Also, we can estimate the compression ratio value as just $\theta < 10$ if comparing charge densities on the discharge axis (Figure 4(b)) and far from the axis (Figure 3). The aneutronic pB synthesis demonstrated recently [20], where the working fuel mixture was of different masses, indirectly confirms also [34] that the plasma regime in NVD is

a quasineutral one. Note that, the experiment on DD synthesis in NVD [35, 44] with a small-scale deuteron oscillation (via neutron yield which is pulsating, Figure 4 in [35]) have appeared slightly earlier than small POPS-like oscillations were suggested to heat the plasma (Section 5 in [34]).

The physics of POPS and small-scale oscillations in NVD are different, nevertheless, favorable scaling of DD fusion power for POPS is also preserved for an OSCO. For the cylindrical geometry of NVD, we can get $P \sim \varphi_{PW}^2 \eta^2 \theta l / \pi e^2 r_{VC}^2$ (l is cylinder length and e is the electron charge). At the same time, the values of the parameters included in the expression for P will themselves vary greatly. For POPS we have $\eta \sim 0.1$ and $\theta \sim 10^3$ [29, 31], while for an OSCO we get $\eta \sim 100$ and $\theta \leq 10$ as well as the typical values $r_{VC} \sim 0.1$ cm and $\varphi_{PW} \sim 100$ kV, which are necessary especially for high fusion power [41] at miniature NVD.

The α particles yield in time, with the maxima at $t \approx 2.7$ ns and at $t \approx 4.2$ ns, shown at inset in Figure 5(b) (small maxima can be barely discerned in Figure 4(b) also, near the horizontal axis, where the densities of protons and boron ions are overlapped, and their energies are sufficient for pB synthesis). The energy of the accelerated protons under OSCO is close to the energy of the electrons injecting radially in the NVD scheme, which ensures its certain stability [21, 34]. However, the ion energy distribution functions remain non-Maxwellian ones [36, 49]. As an illustration, Figure 5 shows the distribution functions (DF) of protons and boron ions obtained in PiC simulations by averaging over the entire anode space (averaging only near the axis leads to a well-defined beam-like DF [22]). Underline, in the experiments with NVD available today, the ions flight time of the entire anode space volume turns out to be less than the time needed for ion-ion relaxation under ions converging to the discharge center [40]. As a result, we do not have the microvolumes of thermonuclear plasma in NVD (such as those predicted earlier [21] in similar, but spherical geometry), while DD [35–41] and aneutronic pB synthesis [20] are observed certainly in the nonequilibrium plasmas (Figure 5) remaining nonignited on the discharge axis [36, 49, 52] (remark, the role of nanoparticles in the

processes of X-ray generation and nuclear synthesis in NVD requires separate consideration, for example, [20, 46, 53, 54]). At the same time, it should be noted that obtaining the desired type of ion distribution functions between two opposite limits like “beam-Maxwellian” ones [22] is a challenging but promising future task. In particular, the type of DF and the specifics of the oscillations and confinement of boron ions are affected, for example, by the rate Δt_f in increase of the high voltage applied. In fact, with a slower voltage increase such as $\Delta t_f = 5$ ns [42], it is possible to obtain a “more Maxwellian” type of DF and a more stable acceleration and confinement of ions during their oscillations in potential well (Figure 2(b) in [42]) in comparison with the case $\Delta t_f = 1$ ns (not shown here), where the part of boron ions can leave rather deep PW (Figure 2(a)) along the axis Z .

5. Concluding Remarks

The concept of IEC was first suggested to try to solve the problem of controlled fusion by Lavrent'ev in 1950 (see [22–25, 28] and refs therein). The first theoretical paper on IEC appeared only in 1959 and was devoted to the IEC with reverse polarity [21]. A device with a nonparabolic potential well has been proposed for the plasma confinement at thermonuclear temperatures. The projection of electrons radially through the surface of a transparent spherical anode was considered. Electrons will be stopped by their mutual repulsion near the center and reflected back, which forms a negative electrostatic potential in the anode interior. Such a PW could ensure the convergence of radial ion flows to the center, where a high ion density can be achieved in the focus itself (we see that this even in detail resembles the physical processes presented in Figures 1 and 2 discussed above for almost parabolic PW at cylindrical geometry). The authors concluded that this scheme is unlikely to be realized as a real thermonuclear reactor, but “it may be suitable for obtaining small volumes of thermonuclear plasma for research” [21]. Despite the relative simplicity of IEC devices with reverse polarity, their evolution is progressing quite slowly. The advanced IEC scheme with POPS proposed only 40 years later [29, 30] has promised in theory the efficiency necessary even for the generation of fusion energy. Unfortunately, it was not possible to move further in the POPS experiments with thermal ions in modified Penning traps [29, 55, 56] and realize the predicted favorable scaling of the fusion power [22, 31, 34].

In order to continue the studies of the IEC with reverse polarity, and relying on the PiC simulations using the electromagnetic code [36, 37, 41], over the past two decades we have been able to implement experimentally both DD synthesis [35, 38, 39, 41, 47] and aneutronic pB synthesis [20, 48, 49] in a miniature NVD with oscillatory confinement. The OSCO, like the POPS scheme, has a very advantageous scaling of nuclear fusion power, and, together with a very small VC radius ($r_{VC} \sim 0.1$ cm, Figure 1) and deep PW (~ 100 kV, Figure 2(a)), it provides high fusion power density in NVD [41, 47]. As shown by the PiC simulations presented above, the neutralization of the spatial charge is

not a problem for an OSCO in cylindrical geometry (Figures 3 and 4), unlike the POPS scheme in the spherical one [34]. The NVD plasma turns out to be quasineutral in the anode space with an accuracy up to a factor of ~ 2 , while in the vicinity and on the discharge axis, where pB synthesis is most likely, it is practically a neutral one (the latter is illustrated also by the view of potential well ϕ_{PW} at $r \leq 0.1$ cm, where the field strength ≈ 0 , Figure 5(a) inset). Nevertheless, the features of scaling of DD fusion power, and especially the specifics of pB fusion power in NVD under oscillatory confinement discussed above, require further more detailed analysis, including the analogue of Lawson criterion [22] for pB fusion.

Overall, it is clear also that the key problem for further work is finding ways to improve the efficiency of available an OSCO scheme. At the present stage of the pB fusion experiment [20], the optimization of geometry and parameters of the discharge can contribute to this goal, which can move closer in ions energies to the maximum of pB reaction cross-section, provide well-defined ions oscillations in the PW at higher energies, shift the DF view towards the Maxwellian type, etc. Apparently, at the next stage of the work, it will be necessary to add a magnetic field in the experiment to confine better the electrons of the virtual cathode, for example, on the basis of the small-scale Polywell-like [22, 57, 58] configuration. It might increase VC lifetime which would provide periodical pB synthesis near the discharge axis (Figures 4(b) and 5(b) inset) without additional injection of electrons and get the higher efficiency. Then, the hypothetical breakeven for pB fusion will be achieved by summation of very small gains over the entire periodic very short times of “nonthermonuclear” pB burning during the whole time [47] of oscillatory confinement needed to get $Q > 1$.

Data Availability

The data used to support the findings of this study are included within the article.

Conflicts of Interest

The authors declare that there are no conflicts of interest.

Acknowledgments

The authors would like to thank V. E. Ostashev, V. A. Zeigarnik, and A. Yu Varaksin for stimulating discussions and support of the work. The authors would like to thank also the company HB11 Energy Pty Ltd for the support of APC for the publication of this paper.

References

- [1] M. L. E. Oliphant and E. Rutherford, “Experiments on the transmutation of elements by protons,” *Proceedings of the Royal Society of London - Series A: Containing Papers of a Mathematical and Physical Character*, vol. 141, p. 259, 1933.
- [2] P. I. Dee and C. Gilbert, “The disintegration of boron into three α -particles,” *Proceedings of the Royal Society of London*,

- Series A: Mathematical and Physical Sciences*, vol. 154, p. 279, 1936.
- [3] S. Atzeni and J. Meyer-ter Vehn, *The Physics of Inertial Fusion: Beam-Plasma Interaction, Hydrodynamics, Hot Dense Matter*, Oxford University Press, Oxford, UK, 2004.
 - [4] E. Teller, Ed., *Fusion. Hardcover*, Academic Press, Cambridge, Massachusetts, 1981.
 - [5] W. J. Hogan, Ed., *Energy from Inertial Fusion*, International Atomic Energy Agency Vienna, Vienna, Austria, 1995.
 - [6] B. Yu. Sharkov, Ed., *Nuclear Syntheses with Inertial Confinement*, FIZMATLIT, Moscow, 2005.
 - [7] D. C. Moreau, "Potentiality of the proton-boron fuel for controlled thermonuclear fusion," *Nuclear Fusion*, vol. 17, no. 1, pp. 13–20, 1977.
 - [8] N. Rostoker, A. Qerushi, and M. Binderbauer, "Colliding beam fusion reactors," *Journal of Fusion Energy*, vol. 22, no. 2, pp. 83–92, 2003.
 - [9] H. Hora, S. Eliezer, G. J. Kirchhoff et al., "Road map to clean energy using laser beam ignition of boron-hydrogen fusion," *Laser and Particle Beams*, vol. 35, no. 4, pp. 730–740, 2017.
 - [10] G. A. P. Cirrone, L. Manti, D. Margarone et al., "First experimental proof of Proton Boron Capture Therapy (PBCT) to enhance protontherapy effectiveness," *Scientific Reports*, vol. 8, no. 1, p. 1141, 2018.
 - [11] S. M. Qaim, I. Spahn, B. Scholten, and B. Neumaier, "Uses of alpha particles, especially in nuclear reaction studies and medical radionuclide production," *Radiochimica Acta*, vol. 104, no. 9, pp. 601–624, 2016.
 - [12] V. S. Belyaev, A. P. Matafonov, V. I. Vinogradov et al., "Observation of neutronless fusion reactions in picosecond laser plasmas," *Physical Review E - Statistical Physics, Plasmas, Fluids, and Related Interdisciplinary Topics*, vol. 72, no. 2, Article ID 026406, 2005.
 - [13] C. Labaune, C. Baccou, S. Depierreux et al., "Fusion reactions initiated by laser-accelerated particle beams in a laser-produced plasma," *Nature Communications*, vol. 4, no. 1, p. 2506, 2013.
 - [14] A. Picciotto, D. Margarone, A. Velyhan et al., "Boron-protonnuclear-fusion enhancement induced in boron-doped silicon targets by low-contrast pulsed laser," *Physics Reviews X*, vol. 4, no. 3, Article ID 031030, 2014.
 - [15] C. Baccou, S. Depierreux, V. Yahia et al., "New scheme to produce aneutronic fusion reactions by laser-accelerated ions," *Laser and Particle Beams*, vol. 33, no. 1, pp. 117–122, 2015.
 - [16] L. Giuffrida, F. Belloni, D. Margarone et al., "High-current stream of energetic α particles from laser-driven proton-boron fusion," *Physical Review*, vol. 101, no. 1, Article ID 013204, 2020.
 - [17] V. S. Belyaev, A. P. Matafonov, V. P. Krainov et al., "Simultaneous investigation of the nuclear reactions B and BC as a new tool for determining the absolute yield of alpha particles in picosecond plasmas," *Physics of Atomic Nuclei*, vol. 83, no. 5, pp. 641–650, 2020.
 - [18] J. Bonvalet, Ph. Nicolai, D. Raffestin et al., "Energetic α -particle sources produced through proton-boron reactions by high-energy-high-intensity laser beams," *Physical Review*, vol. 103, no. 5, Article ID 053202, 2021.
 - [19] D. Margarone, J. Bonvalet, L. Giuffrida et al., "In-target proton-boron nuclear fusion using a PW-class laser," *Applied Sciences*, vol. 12, no. 3, Article ID 12031444, 2022.
 - [20] Yu. K. Kurilenkov, A. V. Oginov, V. P. Tarakanov, S. Yu. Gus'kov, and I. S. Samoylov, "Proton-boron fusion in a compact scheme of plasma oscillatory confinement," *Physical Review*, vol. 103, no. 4, Article ID 043208, 2021.
 - [21] W. C. Elmore, J. L. Tuck, and K. M. Watson, "On the inertial-electrostatic confinement of a plasma," *Physics of Fluids*, vol. 2, no. 3, p. 239, 1959.
 - [22] G. H. Miley and S. K. Murali, *Inertial Electrostatic Confinement (IEC) Fusion Fundamentals and Applications*, Springer, Berlin/Heidelberg, Germany, 2014.
 - [23] O. Lavrent'ev, L. Ovcharenko, B. Safronov, V. Sidorkin, and B. Nemashkalo, "Jenergiya i plotnost' ionov v jelek-tromagnitnoj lovushke," *Ukrainian Journal of Physics*, vol. 8, pp. 440–445, 1963.
 - [24] O. A. Lavrent'ev, "Electrostatic and electromagnetic high-temperature plasma traps," *Annals of the New York Academy of Sciences*, vol. 251, no. 1, pp. 152–178, 1975.
 - [25] B. D. Bondarenko, "Role played by O A Lavrent'ev in the formulation of the problem and the initiation of research into controlled nuclear fusion in the USSR," *Physics-Uspokhi*, vol. 44, no. 8, p. 886, 2001.
 - [26] P. T. Farnsworth, *Electric Discharge Device for Producing Interactions between Nuclei*, United States Patent, Alexandria, Virginia, 1966.
 - [27] R. L. Hirsch, "Inertial-electrostatic confinement of ionized fusion gases," *Journal of Applied Physics*, vol. 38, no. 11, pp. 4522–4534, 1967.
 - [28] T. J. Dolan, "Magnetic electrostatic plasma confinement," *Plasma Physics and Controlled Fusion*, vol. 36, no. 10, pp. 1539–1593, 1994.
 - [29] R. A. Nebel and D. C. Barnes, "The periodically oscillating plasma sphere," *Fusion Technology*, vol. 34, no. 1, pp. 28–45, 1998.
 - [30] D. C. Barnes and R. A. Nebel, "Stable, thermal equilibrium, large-amplitude, spherical plasma oscillations in electrostatic confinement devices," *Physics of Plasmas*, vol. 5, no. 7, pp. 2498–2503, 1998.
 - [31] J. Park, R. A. Nebel, S. Stange, and S. K. Murali, "Periodically oscillating plasma sphere," *Physics of Plasmas*, vol. 12, no. 5, Article ID 056315, 2005.
 - [32] J. Park, R. A. Nebel, S. Stange, and S. K. Murali, "Experimental observation of a periodically oscillating plasma sphere in a gridded inertial electrostatic confinement device," *Physical Review Letters*, vol. 95, no. 1, Article ID 015003, 2005.
 - [33] J. Park, R. A. Nebel, R. Aragonz, M. R. Kostora, and E. G. Evstatiev, "high voltage operation of inertial electrostatic confinement (IEC) device for neutron generation and periodically oscillating plasma sphere (POPS)," in *Proceedings of the Innovative Confinement Concepts Workshop*, Texas, Austin USA, February, 2006, <https://icc2006.ph.utexas.edu/proceedings.php>.
 - [34] E. G. Evstatiev, R. A. Nebel, L. Chacon, J. Park, and G. Lapenta, "Space charge neutralization in inertial electrostatic confinement plasmas," *Physics of Plasmas*, vol. 14, no. 4, Article ID 042701, 2007.
 - [35] Y. K. Kurilenkov, M. Skowronek, and J. Dufty, "Multiple DD fusion events at interelectrode media of nanosecond vacuum discharge," *Journal of Physics A: Mathematical and General*, vol. 39, no. 17, pp. 4375–4386, 2006.
 - [36] Y. K. Kurilenkov, V. P. Tarakanov, M. Skowronek, S. Yu. Guskov, and J. Dufty, "Inertial electrostatic confinement and DD fusion at interelectrode media of nanosecond vacuum discharge. PIC simulations and experiment," *Journal of Physics A: Mathematical and Theoretical*, vol. 42, no. 21, Article ID 214041, 2009.

- [37] Y. K. Kurilenkov, V. P. Tarakanov, and S. Y. Gus'kov, "Inertial electrostatic confinement and nuclear fusion in the interelectrode plasma of a nanosecond vacuum discharge," II: particle-in-cell simulations," *Plasma Physics Reports*, vol. 36, no. 13, pp. 1227–1234, 2010.
- [38] Y. K. Kurilenkov, V. P. Tarakanov, S. Y. Gus'kov, V. T. Karpukhin, and V. E. Valyano, "Warm dense matter generation and dd synthesis at vacuum discharge with deuterium-loaded pd anode," *Contributions to Plasma Physics*, vol. 51, no. 5, pp. 427–443, 2011.
- [39] Y. K. Kurilenkov, V. P. Tarakanov, V. T. Karpukhin, S. Y. Gus'kov, and A. V. Oginov, "Nuclear burning in a compact scheme of inertial electrostatic confinement as imitation of stellar nucleosynthesis. Experiment and PIC modeling," *Journal of Physics: Conference Series*, vol. 653, Article ID 012025, 2015.
- [40] S. Y. Gus'kov and Y. K. Kurilenkov, "Neutron yield and Lawson criterion for plasma with inertial electrostatic confinement," *Journal of Physics: Conference Series*, vol. 774, Article ID 012132, 2016.
- [41] Y. K. Kurilenkov, V. P. Tarakanov, S. Y. Gus'kov, A. Oginov, and V. Karpukhin, "Oscillating ions under Inertial Electrostatic Confinement (IEC) based on nanosecond vacuum discharge," *Contributions to Plasma Physics*, vol. 58, no. 10, pp. 952–960, 2018.
- [42] Y. K. Kurilenkov, V. P. Tarakanov, A. V. Oginov, S. Yu. Gus'kov, and I. S. Samoylov, "On the plasma quasi-neutrality under oscillatory confinement based on a nanosecond vacuum discharge," *Applied Physics*, vol. 6, pp. 14–23, 2021.
- [43] Y. K. Kurilenkov, M. Skowronek, G. Louvet, A. A. Rukhadze, and J. Dufty, "Suprathermal hard X-rays and energetic particles from plasmas "dust," *Journal de Physique IV*, vol. 10, no. PR5, pp. 409–415, 2000.
- [44] Y. K. Kurilenkov and M. Skowronek, "Hard X-ray bursts and DD microfusion neutrons from complex plasmas of vacuum discharge," *Pramana - Journal of Physics*, vol. 61, no. 6, pp. 1187–1196, 2003.
- [45] V. P. Tarakanov, "Code KARAT in simulations of power microwave sources including Cherenkov plasma devices, vircators, orotron, E-field sensor, calorimeter etc," *European physical journal web of conferences*, vol. 149, Article ID 04024, 2017.
- [46] A. Y. Varaksin, "Effect of macro-micro-and nanoparticles on turbulence in a carrier gas," *Doklady Physics*, vol. 66, no. 3, pp. 72–75, 2021.
- [47] Y. K. Kurilenkov, V. P. Tarakanov, S. Y. Gus'kov, A. V. Oginov, and I. S. Samoylov, "On pulsating DD neutron yield under inertial electrostatic confinement of complex plasma at miniature vacuum discharge," *Journal of Physics: Conf. Ser.*, vol. 1147, Article ID 012103, 2019.
- [48] Y. K. Kurilenkov, V. P. Tarakanov, and S. Y. Gus'kov, "Simulation of proton–boron nuclear burning in the potential well of virtual cathode at nanosecond vacuum discharge," *Journal of Physics: Conference Series*, vol. 774, Article ID 012133, 2016.
- [49] Y. K. Kurilenkov, V. P. Tarakanov, S. Y. Gus'kov, I. S. Samoylov, and V. E. Ostashev, "On the features of bursts of neutrons, hard x-rays and alpha-particles in the pulse vacuum discharge with a virtual cathode and self-organization," *Journal of Physics: Conference Series*, vol. 653, Article ID 012026, 2015.
- [50] T. Ditmire, J. Zweiback, V. P. Yanovsky, T. E. Cowan, G. Hays, and K. B Wharton, "Nuclear fusion from explosions of femtosecond laser-heated deuterium clusters," *Nature (London)*, vol. 398, no. 6727, pp. 489–492, 1999.
- [51] J. Zweiback, R. A. Smith, T. E. Cowan et al., "Nuclear fusion driven by Coulomb explosions of large deuterium clusters," *Physical Review Letters*, vol. 84, no. 12, pp. 2634–2637, 2000.
- [52] R. L. Hirsch, "Where to look for practical fusion power," in *Proceedings of the 14th U.S.-Japan IECF Workshop*, Maryland USA, October, 2012, <https://archive.nytimes.com/dotearth.blogs.nytimes.com/2012/10/19/a-veteran-of-fusion-science-proposes-narrowing-the-field>.
- [53] I. V. Smetanin, Y. K. Kurilenkov, A. V. Oginov, V. P. Tarakanov, and I. S. Samoylov, "Polydisperse inter-electrode plasma of Pd nanoclusters as a random cavity for x-ray spontaneous emission bursts," *Plasma Res. Express*, vol. 3, no. 1, Article ID 015003, 2021.
- [54] A. Y. Varaksin, "Two-phase boundary layer of gas with solid particles," *High Temperature*, vol. 58, no. 5, pp. 716–732, 2020.
- [55] D. C. Barnes, † M. M. Schauer, K. R. Umstadter, L. Chacon, and G. Miley, "Electron equilibrium and confinement in a modified Penning trap and its application to Penning fusion," *Physics of Plasmas*, vol. 7, no. 5, pp. 1693–1701, 2000.
- [56] D. C. Barnes, "Penning traps as neutron sources," in *Proceedings of the 16th US-Japan Workshop on Fusion Neutron Sources for Nuclear Assay and Applications*, Madison, Wisconsin USA, October 2014.
- [57] R. W. Bussard, "The advent of clean nuclear fusion: super-performance space power and propulsion," in *Proceedings of the 57th International Astronautical Congress (IAC)*, Valencia, Spain, October 2006.
- [58] J. F. Santarius, "Polywell physics modeling considerations," in *Proceedings of the 16th US-Japan Workshop Madison*, Wisconsin USA, October 2014.