

## Research Article

# Aquatic Emission and Properties Analysis for Wind Turbine Blades

**R. Jai Ganesh** <sup>1</sup>, **Manjunathan Alagarsamy**,<sup>2</sup> **G. Gabriel Santhosh Kumar**,<sup>3</sup> **P. Tamilnesan**,<sup>4</sup> **K. Kaarthik**,<sup>5</sup> and **Jemal Mohammed Yimer** <sup>6</sup>

<sup>1</sup>Department of Electrical and Electronics Engineering, K.Ramakrishnan College of Technology, Trichy 621112, Tamil Nadu, India

<sup>2</sup>Department of Electronics and Communication Engineering, K.Ramakrishnan College of Technology, Trichy 621112, Tamil Nadu, India

<sup>3</sup>Department of Electrical and Electronics Engineering, K.Ramakrishnan College of Engineering, Trichy 621112, Tamil Nadu, India

<sup>4</sup>Department of Electrical and Electronics Engineering, Kongunadu College of Engineering and Technology, Trichy 621215, Tamil Nadu, India

<sup>5</sup>Department of Electronics and Communication Engineering, M.Kumarasamy College of Engineering, Karur 639113, Tamil Nadu, India

<sup>6</sup>Department of Mechanical Engineering, WOLLO University, Kombolcha Institute of Technology, Post Box No: 208, Kombolcha, Ethiopia

Correspondence should be addressed to Jemal Mohammed Yimer; jemalm@kiot.edu.et

Received 21 July 2022; Accepted 10 September 2022; Published 8 October 2022

Academic Editor: Jt Winowlin Jappes

Copyright © 2022 R. Jai Ganesh et al. This is an open access article distributed under the Creative Commons Attribution License, which permits unrestricted use, distribution, and reproduction in any medium, provided the original work is properly cited.

In light of rising energy demand, solar and wind power are popular renewable energy sources. A need for the hour is for reliable little wind power at a reasonable price. The materials needed the cost of continuance and function, and the cost of fuel influences the cost of energy production. Material costs are inversely related to energy costs. The blade design is critical in any wind turbine design. The choice of material is a critical element in blade design if the blade is to have a long predicted life. For smaller wind turbine blades, several materials such as wood, fiber glass, carbon fiber, natural fiber, and sandwiched composite items are provided. The main features to consider while choosing a blade material include hardness, toughness, density, price, and affordability. The materials for a wind turbine blade are indeed an essential part of the design process. These articles present numerous materials as potential blade options and use ANSYS computational modeling to select the best one.

## 1. Introduction

One of the most extensively used renewable energy sources is wind energy. Wind-generated electricity is a clean and environmentally friendly energy source. Because a big segment of the population resides in rural areas and farms, decentralized energy sources are especially important in developing nations such as India. Small wind turbine manufacturers are limited or nonexistent in these emerging nations. People in these nations cannot afford imported wind turbines. Because of maintenance issues, the imported built wind turbines are still not performing as expected. It is imperative that tiny wind power be made available at a

reasonable cost and with certainty. Consumers from such underdeveloped countries will be drawn to cost-effective and dependable wind turbines. Both rotor and generator are by far the most important components of a tiny wind turbine, and they are in desperate need of study to meet society's stated needs. Choosing the proper blade material with the right attributes and lifespan is crucial in the building of small wind turbines. The blade should be light, robust, and last a long time and be resistant to strain, pressure, stress, and wear. The materials utilized to produce miniature wind turbine blades include hardwood, steel, aluminum, and building elements [1]. In the manufacture of wind turbine blades, composite materials are already widely used. A

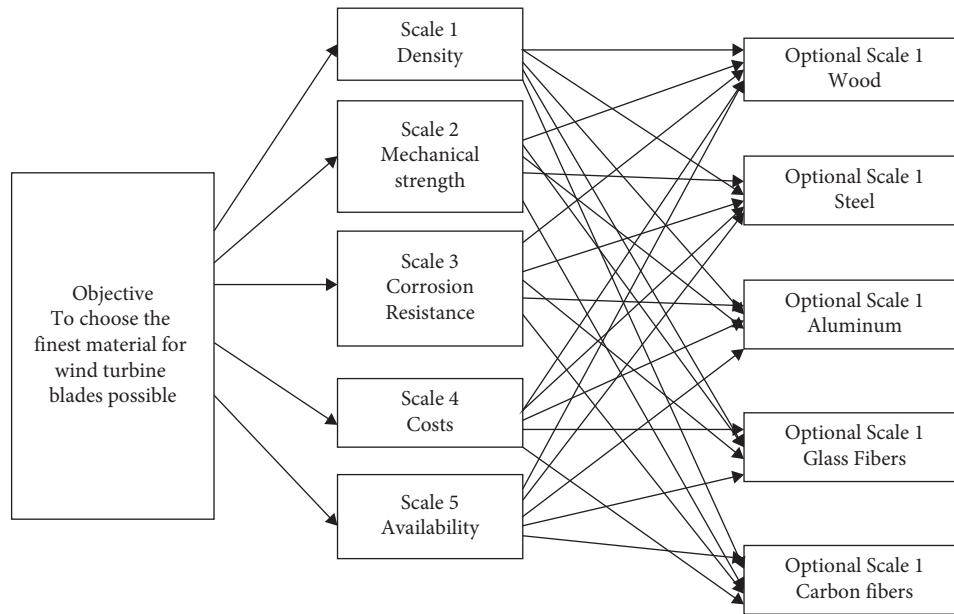


FIGURE 1: Selection of wind turbine blades depends on possibilities.

TABLE 1: Characteristics of materials used for small wind turbines.

Material	Fiberglass	Aluminum	Wood
Sensitivity to moisture	Very strong and immovable	Very strong and immovable	Very strong and immovable
Range of resistance	Good	Excellent	Average
Cost	High cost	Huge cost	Moderate
Material weight	Low	Low	Low
Execution	Difficult to operate	Very hard	Easy

TABLE 2: Characteristics of Polymer fiber.

Polymer fiber	Kevlar aramid fibers		High modulus polyethylene
	Kevlar 49	Kevlar 29	
Characteristics	Shock traction resistance and stiffness fatigue		Shock traction resistance and rigidity
Young's modulus E	132	51	97
Density	1,43	1,40	0,94
Resistance	3555	3015	3050

composite material is a removable, irregular material composed of matrix and fibers. Fibers are braided tightly on the matrix to make the material. The most popular varieties of matrices include vinyl resin, epoxy resin, and polystyrene resin. Perhaps some of the most often used fibers are aramid, S-glass, E-glass, and carbon fiber. Glass fibers are indeed a common fiber, whereas epoxy resin is a frequent matrix. Material selection is influenced by the raw material costs, affordability of the materials, mechanical properties of the material, and physical characteristics of the material [2]. Mechanical qualities such as tensile strength, compressive and flexural, tensile strength, and fatigue resistance must all be thoroughly examined. The simplest method is to consult a material characteristics chart and choose the material with both the ideal properties; nevertheless, a little inquiry and testing are required [3]. Some of these parameters, such as

torque and power, are decided by mathematical assumptions, while others are chosen based on variables such as cost and climatic resilience. The choice of materials for blades is crucial in blade design. Nowadays, a wide range of materials are accessible, each with its own set of qualities, benefits, uses, and drawbacks. Therefore, we should have a thorough grasp of each product's requirements in order to choose the right material. This goal drives us to examine the many materials that might be used as blade possibilities and to choose the appropriate using only ANSYS simulation results.

## 2. Methods of Selecting Blade Materials

Based on Figure 1, the selection of wind turbine blades will be processed. It consists of 5 mandatory criteria and 5

TABLE 3: Characteristics of Glass fiber.

Glass fiber	Glass D	Glass C	Glass R or S	Glass E
Characteristics	Excellent resistance	Rigidity of the dielectric	Exceptional performance	Quality of current
Young's modulus E	72	53	84	71
Density	2,4	2,11	2,54	2,5
Resistance	2820	2510	3690	2450

TABLE 4: Characteristics of carbon fiber.

Carbon fiber	V.H.M carbon	H.M carbon	L.M carbon	H.R carbon
Young's modulus E	72	53	84	71
Density	1,94	1,89	1,71	1,88
Resistance	2320	4180	1830	4580

alternatives. This strategy clearly states the original problem aim, requirements, and options. The aim represents the best decision-making solution.

### 3. Blade Materials Classification

The blades of wind turbines are divided into two types based on their intended applications and potential: small and big wind turbines.

*3.1. Small Wind Turbines.* These are often used in domestic, industry, farming, and minor commercial environments. Turbines provide energy to a limited set of consumers in all of these uses. There must be three main materials used to make high-performance blades; the characteristics of materials are shown in Table 1. The materials are as follows:

- (i) Aluminum
- (ii) Fibers
- (iii) Wood

#### *3.2. Pros and Cons of Materials Used in Small Wind Turbine*

Pros:

- (i) Wood: materials that are light in weight, simple to work with, and fatigue resistant.
- (ii) Laminates that have been glued together: when fatigued, they can still perform well.
- (iii) Alloys of aluminum: a cost-effective solution.

Cons:

- (i) Wood: erosion-susceptible.
- (ii) Laminates that have been glued together: cannot be utilized for blades that are longer than 6 meters.
- (iii) Alloys of aluminum: extremely costly.

*3.3. Big Wind Turbine.* The majority of today's huge wind turbine blades are built of composite materials. Their goal is to enable the creation of any forms and dimensions while also obtaining the appropriate mechanical properties sought: twist blade, evaluative ropes, and a change in profile. We may change the quantity of material along the blade, moving

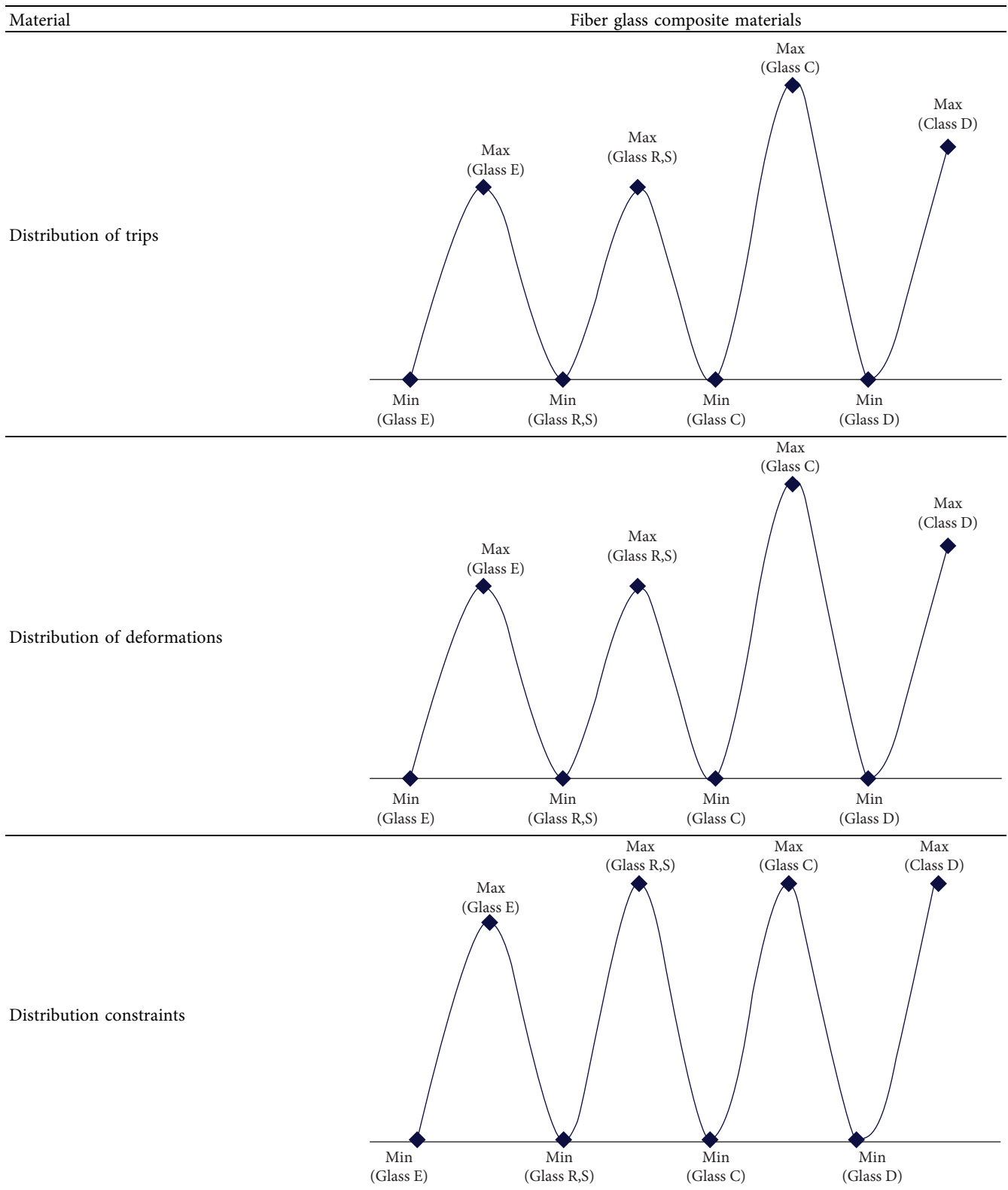
from a profile with only a thin skin at the end to a complete shape at the blade root. Due to their properties, these substances are rapidly being employed for smaller blades and also bigger ones that may reach 30 meters. These substances make it possible to react to specific markets with better fire resistance, duration, and abrasion resistance, and for the easing of material and architectural restrictions. Many goods' performance is improved depending on the fiber and resin utilized. As a result, composite materials have several advantages. Softness, chemical and mechanical resistance, minimal maintenance, and form freedom are all utilitarian advantages. Composite materials obviously have three advantages: functional integration, weight increase, and mechanical resistance [4].

*3.4. Polymer Fibers.* Many polymers, due to their lower density, enable the production of adequate modulus fibers to be of relevance as a composite reinforcement. The varied features of the polymer are shown in Table 2. Kevlar aramid fibers, for instance, offer high stiffness and traction strength, as well as strong fatigue and impact resistance but just a mediocre compression behavior and thus shear in flexion. They are almost often combined with glass or carbon fibers. The susceptibility of organic fibers to moisture and temperature, as well as their weak compatibility in organic matrices, all seem to be disadvantages.

*3.5. Glass Fibers.* Glass fibers may be spun from molten glass to produce fibers with diameters ranging from 5 to 15 microns. Because of their tiny diameter, they have great resistance to flexing or tensile breakdown. A radius of curvature of several tenths of millimeters is possible with a diameter of a few microns [5].

The two following approaches can be used to stretch the material. Continuous wires are created using the mechanical approach known as silicone, in which the stretching is achieved by traction owing to the coil of the cable on even a spindie spinning at a high speed. We acquire short-length fibers using the pneumatic approach, which is called Veranne, in which the lengthening is achieved by pushing the fibers under the operation of a pressured air jet. Just the first procedure allows for the production of materials with

TABLE 5: Simulation output waveform for Fiber glass composite materials.



excellent mechanical properties [6]. There are numerous varieties of glass for each process, depending on the chemical compositions, with the following characteristics:

- (i) Glass D has a high dielectric constant.
- (ii) Glass C has a high level of chemical resistance.
- (iii) Glass R or S provides excellent mechanical resistance.
- (iv) Glass E is suitable for a wide range of applications and has strong electrical characteristics.

TABLE 6: Output results for fiberglass composite materials.

Materials		Displacement	Elasticity	Stress
Glass D	Minimum	0	$4,1738e - 010$	2,4561
	Maximum	$2,5891e - 003$	$4,0968e - 005$	$2,5583e + 004$
Glass C	Minimum	0	$5,6204e - 010$	2,5515
	Maximum	$4,4552e - 003$	$5,4871e - 005$	$2,5633e + 004$
Glass R,S	Minimum	0	$3,1275e - 010$	33,5511
	Maximum	$1,8122e - 003$	$3,1473e - 007$	$2,5673e + 004$
Glass E	Minimum	0	$3,3111e - 010$	1,9704
	Maximum	$1,9539e - 003$	$3,2116e - 005$	$2,0826e + 004$

The characteristics of glass fiber have been listed in Table 3 [7].

**3.6. Carbon Fibres.** The precursor is warmed in a neutral environment after being oxidized at around 3000C. The mechanical qualities are determined by the final manufacturing temperature [8]. The Young's modulus rises continuously with temperature, but the tensile strength peaks at around 1500C and then falls as the manufacturing temperature rises. Carbon fibers are low-density conducting fibers with excellent mechanical qualities and a negative coefficient of expansion. The carbon fibers have the following characteristics of various types of composites [9].

- (i) V.H.M carbon has a very high modulus carbon
- (ii) H.R carbon has a high level of resistance to carbon
- (iii) H.M carbon has a high modulus carbon
- (iv) L.M carbon is with a low modulus carbon

The characteristics of carbon fiber are listed in Table 4.

**3.7. Matrices.** The matrix of composites has two purposes: it coats the reinforcements and protects them first from elements and it ensures a uniform spatially distribution of the particles. External circumstances are sent to reinforcements and distributed. To provide a piece of composite material a form: their capacity for composite molding is determined by them [10]. The matrices are classified into two types:

- Organic matrices
- Metallic matrices

**3.7.1. Organic Matrices.** Synthetic polymer matrix, in combination with glass fibers, aramid, or carbon, is perhaps the most prevalent in massive diffusion composites. These have such a weak modulus and traction resistance, but they will be easily impregnated with reinforcements.

**3.7.2. Metallic Matrices.** The implantation of reinforcements with such a liquid alloy is indeed a technologically complex procedure; in reality, only aluminum alloys containing fibers, graphite, or were ceramic particles employed in this approach. They are simple to use since their melting temperature is low and they have a low density, so they are affordable. The metal matrix's toughness has been compromised. However,

particularly above 200°C, the stiffness of the reinforcement offers the composite some intriguing mechanical properties compared to the single alloy. Metal matrix composites are reserved for aircraft applications due to their high implementation costs. It also is worth noting attempts to make composites by molding and solidifying eutectic metals [11].

## 4. Results and Discussion

**4.1. Fiber Glass Composite Materials.** The degree of uncertainty is one of the most significant factors to consider while making a choice. The designer is attempting to foresee the consequences of future occurrences. In order to produce an accurate forecast, we will need the right information and the right procedures [12]. We utilize the ANSYS program to examine the development of blades in this work. Because we choose to conduct a simulation on the blades using all of the materials we mentioned previously, the simulation results are presented in Table 5, wherein we attempt to examine the resistance of every material.

**4.2. Polymer Fibres for Composite Materials.** Simulation output waveform for polymer fibers for composite materials and output results for polymer fibers for composite materials are given in Tables 7 and 8.

**4.3. Carbon Fibres for Composite Materials.** In order to create reinforced carbon-carbon composites that have an extremely high-temperature tolerance, carbon fibers are additionally composited with some other elements, such as grapheme [13].

Tables 6–8 have been performed based on the simulation software ANSYS. To use a programmable interface, ANSYS is a collection of –open-sourced software that enables interaction with many ANSYS algorithms simultaneously within the Python environment. This implies that we may integrate ANSYS structural, electromagnetism, and composite material simulation solvers, as well as other computer-aided engineering programmes and tools to build specialized solutions in Python. To conduct more efficient and precise fatigue testing of their turbine blades, the ANSYS software is used by the Bewind engineering group. By utilizing the ANSYS solvers' forecasting ability to confirm that the blades are also both extremely durable and likely to work, this customized automation greatly reduces both time and expenditure [14].

TABLE 7: Simulation output waveform for Polymer fibers for composite materials.

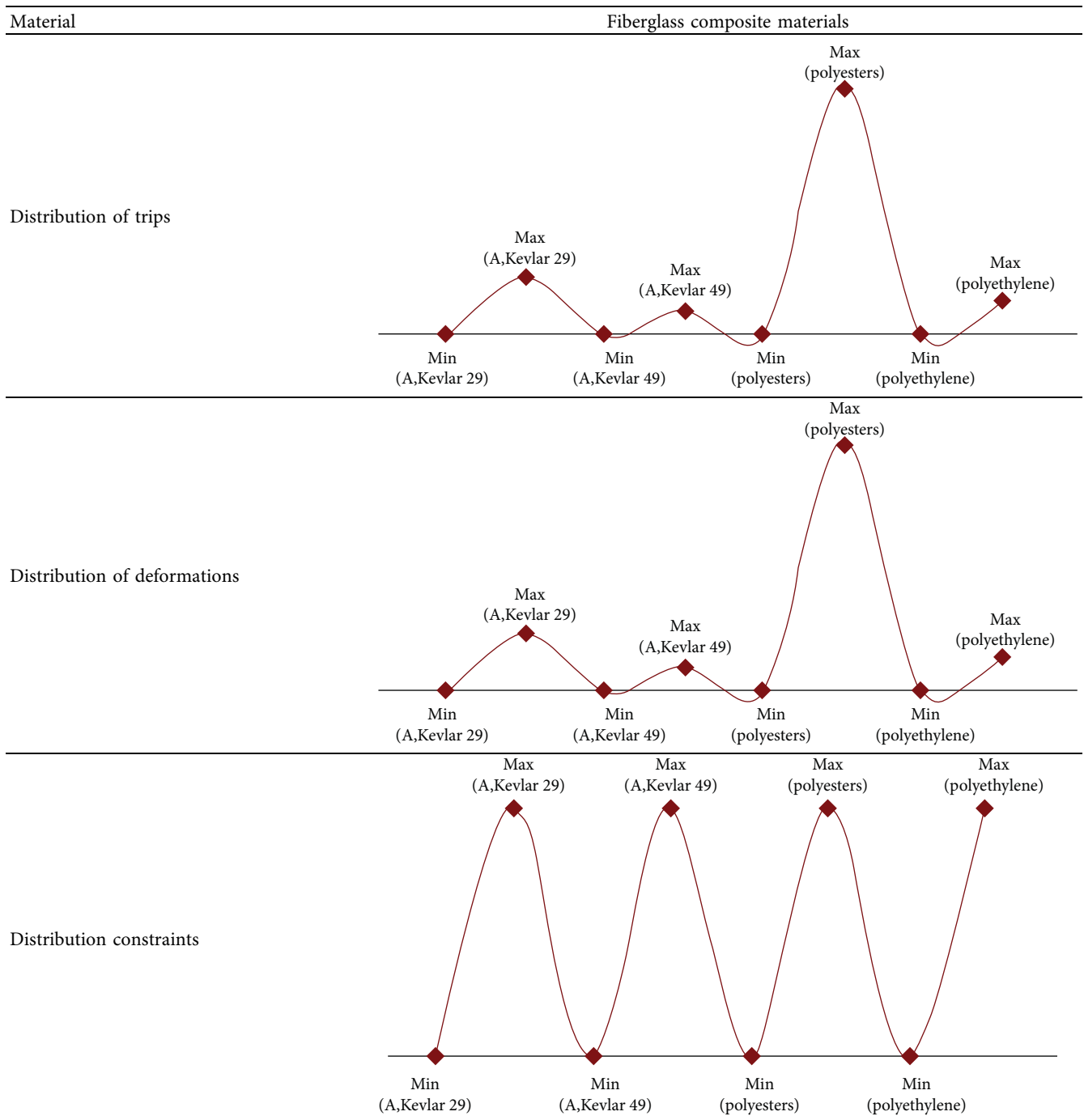


TABLE 8: Output results for Polymer fibers for composite materials.

Material		Displacement	Elasticity	Stress
Polyethylene	Minimum	0	$5,7315e - 012$	$5,6698e - 001$
	Maximum	$1,6996e - 003$	$4,4988e - 005$	$3,9765e + 004$
Polyester	Minimum	0	$3,8106e - 011$	$5,6632e - 001$
	Maximum	$1,2142e - 002$	$2,9283e - 004$	$3,9675e + 004$
A. Kevlar 49	Minimum	0	$4,01e - 012$	$5,6675e - 001$
	Maximum	$1,2674e - 003$	$3,1042e - 005$	$3,9765e + 004$
A. Kevlar 29	Minimum	0	$1,1148e - 011$	$5,6534e - 001$
	Maximum	$2,8319e - 003$	$8,1661e - 005$	$3,9675e + 004$

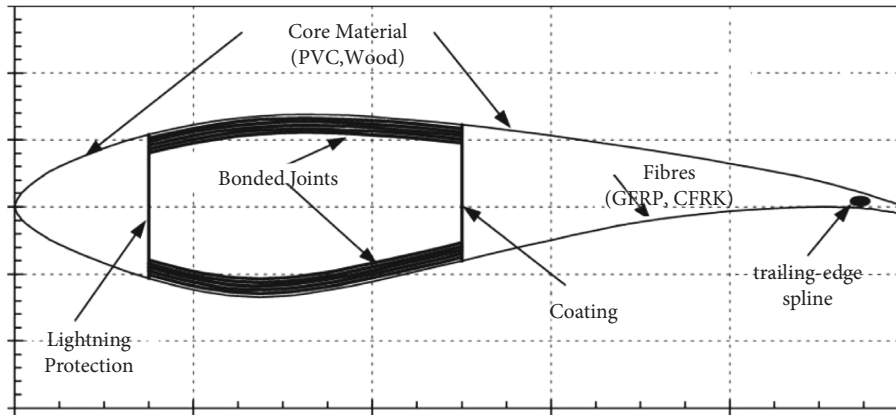


FIGURE 2: Material structure of wind blades.

TABLE 9: Blade characteristics.

Length	4 cm
Width	0.754 m
Volume	$1.321111e - 001 \text{ m}^3$
Mass	14.897 kg

TABLE 10: Output results for Carbon fibers for composite materials.

Material		Displacement	Elasticity	Stress
V.H.M carbon	Minimum	0	$7,4256e - 012$	$5,6725e - 001$
	Maximum	$1,1146e - 004$	$5,8737e - 006$	$3,9755e + 004$
H.M carbon	Minimum	0	$1,3598e - 012$	$5,6738e - 001$
	Maximum	$2,3894e - 004$	$1,1e - 005$	$4,9875e + 004$
L.M carbon	Minimum	0	$2,754ge - 012$	$5,6792e - 001$
	Maximum	$8,432ge - 004$	$2,0454e - 005$	$3,9675e + 004$
H.R carbon	Minimum	0	$1,9442e - 0 12$	$5,6628e - 001$
	Maximum	$6,3900e - 004$	$1,3902e - 005$	$3,9675e + 004$

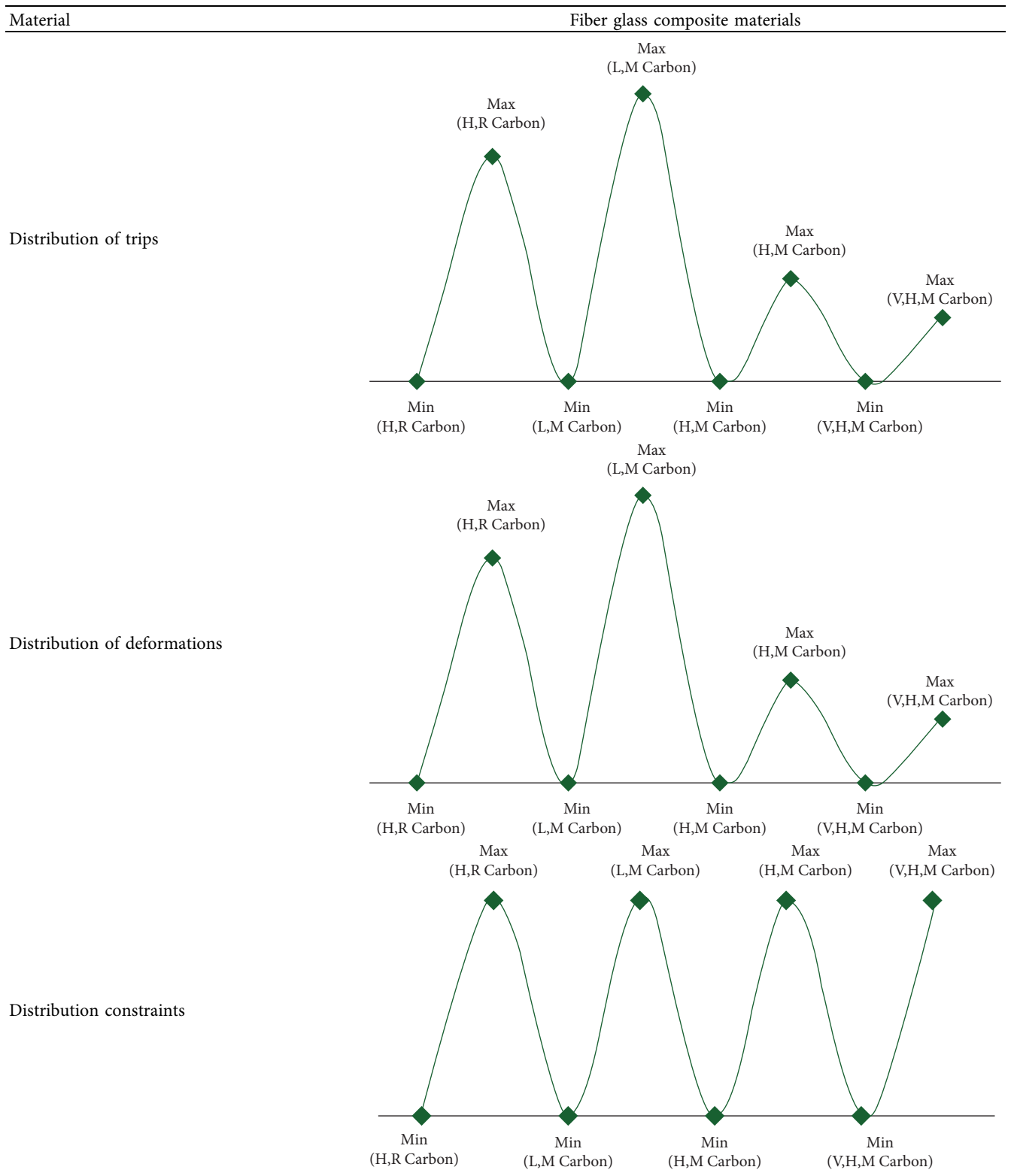
Although fatigue loads are often taken into consideration when designing rotor blades, they continue to be one of the major causes of blade failure. The most frequent reason for complete blade failure is a permanent deformation of the fiber parts of the blades. Tiny cracks start as a result of material fatigue and spread out as a result of cyclic stress. The repetitive, cyclic character of the stressing can lead to breakage and collapse even when the load applied is lower than the material’s compressive properties [15, 16]. Dynamic and steady-magnitude fatigue loads are the two types of fatigue loads. Dynamic amplitude compressive load is much more typical in real-world situations. To mimic material deterioration, additional computer processing is needed since the load’s amplitude changes over time. Calculating fatigue cycles involves using the load-time histories of variables such as pressure, torque, stress, and strain. Other techniques, such as the rain flow-counting algorithms, could be employed to condense erratic and lengthy load histories. The Miner’s Formula, among the most widely prominent damage accumulation models predicting fatigue failures, is frequently used to derive a harm parameter after analyzing and computing loading cycles with different amplitudes. The first stress

cycle is just as harmful as the last because Miner’s Rule believes that the damage caused by each period of testing at any particular stress level is similar.

Figure 2 illustrates how the material structure variables are used for the loading to assess the model’s stress period, and Table9 shows the blade characteristics. Furthermore, each load-time-series assessment utilized in any model at Bewind is the meticulous output of several multibody computations of the whole wind turbine. The next step is to identify each exhaustion scenario using an algorithm that was taken into account during the design evaluation. After this, the team employs stress-life graphs to illustrate the consequences of mean stress in a graph model at various applied load magnitude levels and average load levels. This allows the team to calculate the degree of damage within every stressful situation and serves to show the analyzed composite materials. After the successful simulation, we tabulate and learn from Tables 10 and 11 [17]:

- (i) H.M Carbon, and A. Kevler are the appropriate materials for the design of large wind turbine blades due to their higher stress, minimum elastic, and deformed properties. The high strength, less density, and extended fatigue life of these composites are ensured.

TABLE 11: Simulation output waveform for carbon fibers for composite materials.





- (ii) We also discovered that glass R is the best choice for tiny blades.

## 5. Conclusion

The purpose of this article is to explore the material choices for wind turbine blades. Material features and attributes are significant when choosing materials for a project. Also, crucial are material accessibility, material price, and production cost. With this knowledge, the stiffness, lifespan, and strength of the concrete may be predicted. Furthermore, we may improve the microstructures of substances by evaluating their suitability for wind turbines. As a result of the investigation, we discovered that composite wind turbine blades are indeed the best owing to their properties of high toughness, less density, and extended service life.

## Data Availability

No data were used in this article.

## Conflicts of Interest

The authors declare that they have no conflicts of interest.

## References

- [1] L. Mishnaevsky, K. Branner, H. N. Petersen, J. Beauson, M. McGugan, and B. F. Sørensen, "Materials for wind turbine blades: an overview," *Materials*, vol. 10, no. 11, p. 1285, 2017.
- [2] K. . Suresh Babu, N. V. Subba Raju, and M. Srinivasa Reddy, *The Material Selection for Typical Wind Turbine Blade Using MADM Approach and Analysis of Blade*, MCDM 2006, chania, Greece, 2006.
- [3] L. Thomas and M. Ramachandra, "Advanced materials for wind turbine blade- A Review," *Materials Today Proceedings*, vol. 5, no. 1, pp. 2635–2640, 2018, ISSN 2214-7853.
- [4] L. Mishnaevsky, P. Brøndsted, R. P. L. Nijssen, D. J. Lekou, and T. P. Philippidis, "Materials of large wind turbine blades: recent results in testing and modeling," *Wind Energy*, vol. 15, no. 1, pp. 83–97, 2012.
- [5] J. L. Thomason, L. Yang, and R. Meier, "The properties of glass fibres after conditioning at composite recycling temperatures," *Composites Part A: Applied Science and Manufacturing*, vol. 61, pp. 201–208, 2014.
- [6] R. Strength, "And reliability of wood for the components of low-cost wind turbines: computational and experimental analysis and applications," *Journal of Wind Engineering*, vol. 33, pp. 183–196, 2009.
- [7] D. Åkesson, Z. Foltynowicz, J. Christeen, and M. Skrifvars, "Microwave pyrolysis as a method of recycling glass fibre from used blades of wind turbines," *Journal of Reinforced Plastics and Composites*, vol. 31, no. 17, pp. 1136–1142, 2012.
- [8] G. Oliveux, J.-L. Bailleul, and E. L. G. L. Salle, "Chemical recycling of glass fibre reinforced composites using subcritical water," *Composites Part A: Applied Science and Manufacturing*, vol. 43, no. 11, pp. 1809–1818, 2012.
- [9] P. Brøndsted, H. Lilholt, and A. Lystrup, "Composite materials for wind power turbine blades," *Annual Review of Materials Research*, vol. 35, no. 1, pp. 505–538, 2005.
- [10] P. Brøndsted and R. Nijssen, Eds., *Advances in Wind Turbine Blade Design and Materials*, p. 484, Woodhead Publishing, Oxford, UK, 2013.
- [11] J. A. Grande, "Wind power blades energize composites manufacturing," *Plastics Technology*, vol. 54, pp. 68–75, 2008.
- [12] D. Fecko, "High strength glass reinforcements still being discovered," *Reinforced Plastics*, vol. 50, no. 4, pp. 40–44, 2006.
- [13] C.-H. Ong and S. W. Tsai, *The Use of Carbon Fibers in Wind Turbine Blade Design: A SERI-8 Blade Example SAND2000-0478*, Sandia National Laboratories Contractor Report, Albuquerque, NM, USA, 2000.
- [14] G. R. Singh, R. S. Kumar, A. H. Lenin et al., "Tensile and compression behaviour, microstructural characterization on Mg-3Zn-3Sn-0.7Mn alloy reinforced with SiCp prepared through powder metallurgy method," *Materials Research Express*, vol. 7, no. 10, p. 106512, 2012.
- [15] R. Hariharan, R. Raja, R. J. Golden Renjith Nimal, M. R. A. Refaai, S. Ravi, and H. L. Allasi, "Characterization of TiZrN and TaZrN nano composite multilayer coating deposited via RF/DC magnetron sputtering on AISI4140 steel," *Advances in Materials Science and Engineering*, Article ID 8273708, pp. 1–10, 2021.
- [16] A. DawitGudeta and B. Haiter Lenin, "Karthikeyan Numerical and experimental investigation of an exhaust air energy recovery Savonius wind turbine for power production," *Materials Today Proceedings*, vol. 65, p. 57898, 2021.
- [17] L. Mishnaevsky, P. Freere, R. Sharma et al., "Carbon fiber vs. Fiberglass: a comparison between the two materials which material is superior?," 2017, <https://infogr.am/carbon-fiber-vs-fiberglass>[(accessed on 8 November 2017)]; Available online.