

Research Article

Characterizing Hotspots and Frontier Landscapes of Diabetes-Specific Distress from 2000 to 2018: A Bibliometric Study

Dan Li ¹, Fu-Min Dai ², Juan-Juan Xu,³ and Meng-Die Jiang³

¹College of Nursing, Zhengzhou University, Zhengzhou, Henan, China

²Department of Gerontology, Henan Provincial People's Hospital, Zhengzhou, Henan, China

³College of Nursing & Allied Health Sciences, Henan University, Kaifeng, Henan, China

Correspondence should be addressed to Fu-Min Dai; fumind99@163.com

Received 23 June 2019; Revised 16 October 2019; Accepted 16 November 2019; Published 16 January 2020

Academic Editor: Abdelaziz M. Thabet

Copyright © 2020 Dan Li et al. This is an open access article distributed under the Creative Commons Attribution License, which permits unrestricted use, distribution, and reproduction in any medium, provided the original work is properly cited.

Objectives. This work aims to comprehensively characterize hotspots and frontier landscapes concerning diabetes-specific distress from 2000 to 2018. **Materials and Methods.** Firstly, diabetes-specific distress-related literature was retrieved and downloaded from the Web of Science Core Collection (WoSCC). Secondly, WoSCC self-contained toolkits and GraphPad Prism7 were conducted to analyze general characteristics, including literature products, countries, institutes, authors, and journal resource. Finally, CiteSpace V Toolkits was put forward to implement advanced analysis, consisting of keyword-term frequency and co-occurrence, references-cited frequency and co-occurrence, and burst detection for keyword terms and references cited, which uncovers the hotspots and frontiers of diabetes-specific distress. **Results.** After preprocessing, our study included a total of 1051 papers concerning diabetes-specific distress. Publication outputs increased smoothly year by year. Compared with other journals, *diabetic medicine* delivered the largest number of documents. The United States occupied the leading positions, and the most productive institution was the University of California System in terms of literature products. Fisher L. has the highest references-cited frequency. Prevalence of diabetes-specific distress, diabetes-specific distress and glycemic control, diabetes-specific distress and depression comorbidity, and diabetes-specific distress and risk factors were the research hotspots, whereas the measure of diabetes-specific distress and latent and serious/severe diabetes-specific distress was the research frontiers. **Conclusions.** Overall, our study may inspire researchers to show great interest in diabetes-specific distress in the next few years.

1. Introduction

An overwhelmingly increasing number of publications over the past decades have suggested that diabetes mellitus is one of the most frequently diagnosed noninfectious chronic diseases and ranks first on the incidence of complications in noncommunicable chronic disorders [1–4]. Most strikingly, prevalence of diabetes mellitus has significantly increased with the aging of the population, especially type 2 diabetes [5–7]. Furthermore, there is a large volume of published studies suggesting that diabetes mellitus poses a serious burden on the public health services and social economy, whether the developed or developing countries [8, 9].

Fortunately, the association between diabetes-related psychological disorders and prognosis of diabetes has been

widely studied during the past 30 years [10–12]. However, research on diabetes-related psychological disorders has been mostly restricted to anxiety and depression [13–15]. Previous studies mostly defined “diabetes-specific distress” as a diabetes-specific psychological dysfunction, which covered much wider and deeper psychological and emotional experience than depression comorbidity for those who suffered from progressive diabetes and serious diabetic complications [16, 17]. For example, a large-sample retrospective study has demonstrated that 36% of patients with type 2 diabetes suffered from diabetes-specific distress, which uncovered that diabetes-specific distress is not uncommon nowadays. Moreover, an association analysis has indicated that diabetes-specific distress frequently occurred in diabetes mellitus with a higher incidence of depressive

symptoms [18]. Interestingly, many studies have shown that diabetes-specific distress and depression comorbidity do not work alone but influence each other and interweave each other, which explain in a certain extent the reasons why the effect of diabetes-specific distress was left out [19, 20]. However, diabetes-specific distress is more common and widespread than depression in patients with diabetes mellitus [21, 22]. In view of this, the American Diabetes Association (ADA) proposes regular evaluations for patients with diabetes-specific distress for the management and prevention of severe diabetic complications [23]. However, the lack of systematic research on diabetes-specific distress and the lack of a specific definition and grading system are badly restricting further research.

Recently, bibliometrics relying on literature databases has been widely applied in medical research [24]. Bibliometrics enables researchers to extract essential literature information to capture research hotspots and frontier based on mathematical and statistical methods [25–27], thereby assisting researchers to work on its main areas of interest in a short time. Meanwhile, the theoretical framework and analytical tools of bibliometrics are developing vigorously [28]. To the best of our knowledge, a number of bibliometrics software, especially CiteSpace Toolkits, which was designed and freely supported by Chen et al., covered all sorts of things from management and conversion of data to construction of matrices and visualization [29, 30]. However, the bibliometric strategies have not yet been applied to the research field of diabetes-specific distress so far.

In the present study, we retrieved diabetes-specific distress-related publications from 2000 to 2018 and explored the research hotspots and frontiers by means of CiteSpace V Toolkits. Taken together, we aimed to identify hotspots and frontiers by time and warrants further studies in the diabetes-specific distress filed.

2. Materials and Methods

2.1. Data Sources and Retrieval Strategy. To avoid the discrepancies resulted from database daily updates, diabetes-specific distress-related publication was retrieved through the Science Citation Index-Expanded (SCI-E) of the Web of Science Core Collection (WoSCC) (Clarivate Analytics) on January 6, 2019. The search expressions were constructed as follows: TS=((“diabetes distress”) OR (“diabetes” AND “distress”) OR (“diabetes” AND “psychological distress”) OR (“diabetes-related distress”) OR (“diabetes-specific distress”) OR (“diabetes” AND “emotional distress”) OR (“diabetes-specific emotional distress”) OR (“diabetes-related emotional distress”) AND Language=English AND Time range=2000–2018). In this study, only the original articles and reviews were included.

2.2. Data Download and Data Clean. Two authors (Dan Li and Fu-Min Dai) were independently in charge of literature retrieval, download, extraction, and verification. Any controversies were discussed, standardized, and unified by all authors. The literature contents including full records and

references cited from WoSCC were downloaded in a text plain format, compliant with software input format. Then, literature profiling was imported into CiteSpace V (Drexel University, Philadelphia, United States) for data pre-processing, including deduplication and sorting.

2.3. Statistical Methods. The WoSCC self-contained toolkits were used to analyze literature’s general characteristics, including the number of annual publications, countries, institutes, author’s information, and journal sources. GraphPad Prism7.0 (GraphPad Prism Software, Inc., San Diego, California) was conducted to depict and visualize publication outputs and growth trends by means of a polynomial regression model.

CiteSpace V was carried out to decode keyword-term frequency and co-occurrence, references-cited frequency and co-occurrence, detect keyword terms with the strongest citation burst, and construct visualization maps, thereby uncovering diabetes-specific distress-related hotspot and frontiers. Generally speaking, nodes standing for keyword terms and references cited with high frequency and centrality are identified as hotspots, while nodes with strong citation burst are considered as frontiers [31, 32].

3. Results

3.1. Flow Chart for Selection Criteria. The criteria for selecting publications are shown as follows (Figure 1(a)): (1) time interval covering 2000 to 2018; (2) publications indexed in WoSCC; (3) documents published on endocrine and psychology category; (4) articles and reviews. In addition, this study excluded the following documents: (1) meeting, corrected, and retracted articles; (2) articles with incomplete and biased information; (3) non-English language.

3.2. Annual Publications and Growth Forecast. According to the inclusion and exclusion criteria, a total of 1,051 publications were included in this study (Supplementary S1). As was presented in Figure 1(b), the number of documents maintained a growing trend from 2000 to 2018 per year (Supplementary S2). Moreover, as shown in Figure 1(c), the polynomial curve fitting of document growth presented a strongly positive correlation (the coefficient of determination (R^2) equals 0.95) by the year of publication. It is estimated from curve fitting that document circulations will reach approximately 213 in 2019. In light of the above, diabetes-specific distress is a relatively new field and is still in the developing phase at home and abroad. Therefore, there is also a need to pay more attention to diabetes-specific distress over the days ahead.

3.3. Countries and Institute Distribution. The 1,051 publications on diabetes-specific distress were contributed by a total of 68 countries (Supplementary S3). According to the treemap of top 20 countries (Figure 2(a)), the United States contributed most publications (461), followed by England (123), the Netherlands (122), Australia (93), and Canada

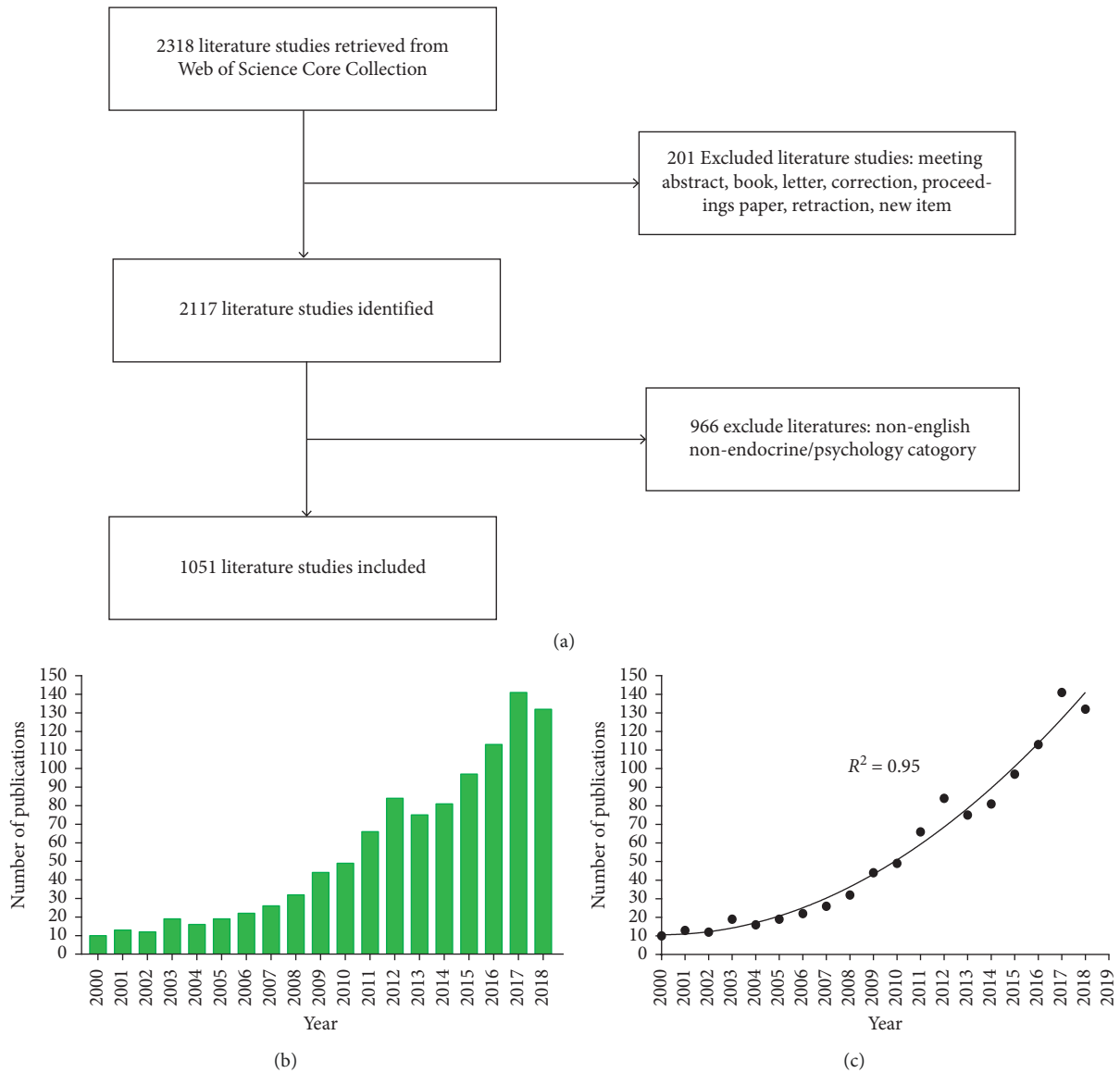


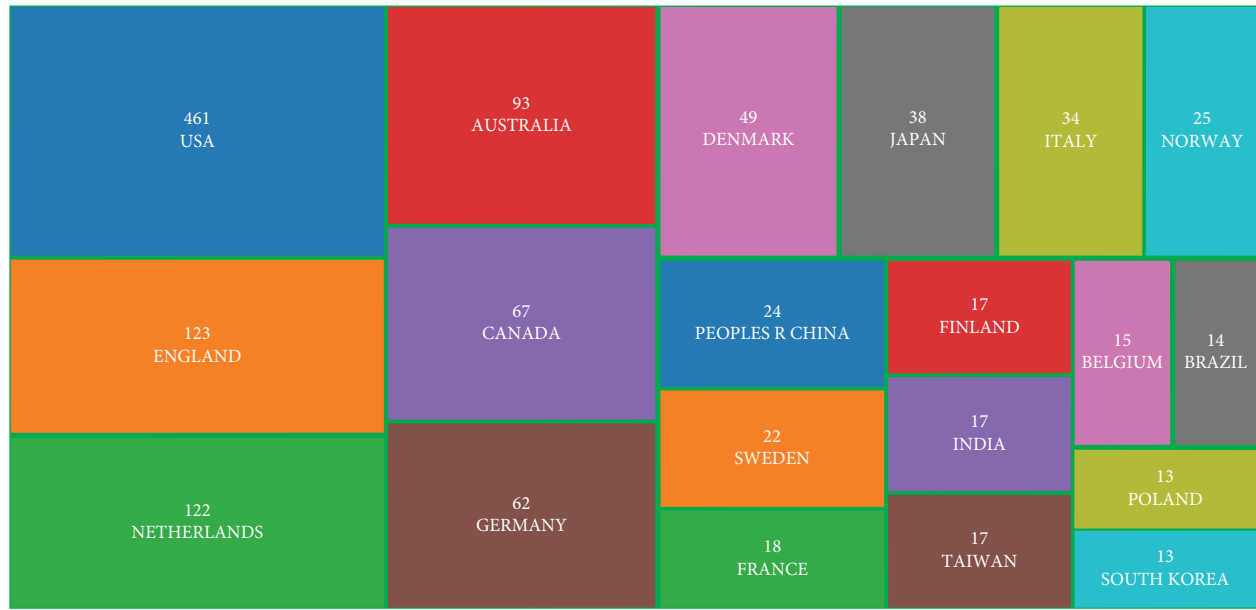
FIGURE 1: (a) Flow diagram of diabetes-specific distress-related literature inclusion and exclusion criteria. (b) The annual quantities of diabetes-specific distress-related literature from 2000 to 2018. (c) The polynomial fitting curve of growth trends on diabetes-specific distress-related literature.

(67). In addition, a total of 1,527 institutes published 1,051 diabetes-specific distress-related papers (Supplementary S4). As was illustrated in the treemap of the top 20 institutes (Figure 2(b)), the University of California System contributed the most publications (87), followed by Vrije University Amsterdam (71), Harvard University (46), and Tilburg University (42). Taking the ranking of countries and institution’s publication number into account, the United States and the University of California System maintained their leading position in the field of diabetes-specific distress.


3.4. *Authors and Journal Distribution.* The 1,051 articles were contributed by more than 4,073 authors about diabetes-specific distress research (Supplementary S5). The top 20 authors publishing articles were listed in Figure 3(a).

Among the top 20 contributing authors, Snoek F. J. (53 publications) was ranked first, followed by Pouwer F. (50 publications), Fisher L. (39 publications), Speight J. (28 publications), and Polonsky W. H. (26 publications). In view of the quantity and quality of the publication, Snoek F. J. is regarded as a prolific author in the field of diabetes-specific distress.

Despite the disadvantages, the impact factor (IF) is also a relatively objective index to evaluate the journal’s quality and can reflect the academic level of journals at a certain degree at the present time [33]. In total, 236 academic journals have published papers in the diabetes-specific distress research category (Supplementary S6). Figure 3(b) maps the top 20 journals publishing diabetes distress research. Moreover, it is very clearly seen that *diabetic medicine* (IF = 3.132) published the most papers, followed by *diabetes care*



(a)



(b)

FIGURE 2: (a) The treemap of top 20 countries that published literature about diabetes-specific distress. (b) The treemap of top 20 institutes that published literature about diabetes-specific distress.

(IF = 13.397), *diabetes research and clinical practice* (IF = 2.548), and *diabetes educator* (IF = 1.736).

3.5. Analysis of Keyword-Term Frequency Distribution and Co-Occurrence. The premise that keywords can reflect research hotspots is that researchers carefully and accurately select professional terms. This team is inclined to integrate keywords and terms as bibliometrics research objects, which ensured that subsequent analysis maximizes the coverage degree of major points of a diabetes-specific distress domain. In this part, the keyword-term cluster view, timeline view,


and frequency distribution were drawn/plotted via CiteSpace V. The parameters of CiteSpace V were configured as follows: time slicing (from 2000 to 2018, years per slice = 3), node types (term and keyword), selection criteria (top 30), and visualization (cluster view-static, show merged network).

As was presented in Table 1, the top 5 keyword terms on diabetes-specific distress were listed in order as follows: “depression,” “glycemic control,” “mellitus,” “distress,” and “adult.”

The keyword-term cluster view (Figure 4(a)) and timeline view (Figure 4(b)) consist of 153 nodes and 893



(a)



(b)

FIGURE 3: (a) The treemap of the top 20 authors that published literature about diabetes-specific distress. (b) The treemap of top 20 journals that published literature about diabetes-specific distress.

links, and the values of Modularity Q and Mean Silhouette were 0.3891 and 0.5106, which demonstrated that clustering quality was acceptable. Top 5 keyword-term clusters were illustrated as follows: “diabetes distress,” “cohort study,” “anti-depression medication use,” “controlled trial,” and “risk factor management outcome.”

3.6. Analysis of References-Cited Frequency Distribution and Co-Occurrence. References cited have always been considered as a core component of the bibliometrics research. Meanwhile, the CiteSpace toolkit has an absolute advantage

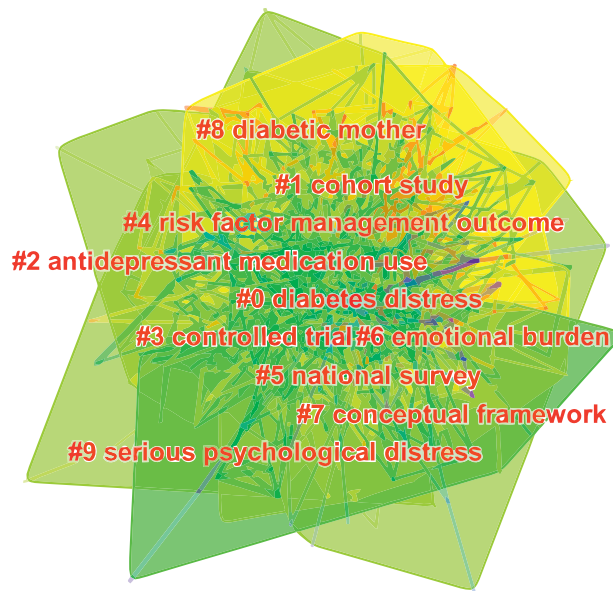
in references-cited analysis. Therefore, CiteSpace V was performed to analyze references cited frequently and drawing reference-cited cluster view and timeline view. The parameters of CiteSpace V were configured as follows: node types (references cited). Other parameters are set as default.

As shown in Table 2, the top 5 references cited on diabetes-specific distress were listed in the following order: “Fisher L. (2010),” “Fisher L. (2012),” “Fisher L. (2007),” “Fisher L. (2010),” and “Fisher L. (2018).” References-cited cluster view (Figure 5(a)) and timeline view (Figure 5(b)) contain 410 nodes and 1,058 links, and values of Modularity Q and Mean Silhouette were 0.7435 and 0.322, which

TABLE 1: Top 20 keyword terms shown in terms of frequency and centrality for diabetes-specific distress.

Ranking	Cocitation counts	Centrality	Keywords/terms
1	332	0.06	Depression
2	261	0.05	Glycemic control
3	229	0.04	Mellitus
4	211	0.02	Distress
5	200	0.02	Adult
6	190	0.03	Quality of life
7	169	0.04	Diabetes
8	158	0.05	Prevalence
9	141	0.07	Care
10	136	0.02	Meta-analysis
11	123	0.01	Scale
12	120	0.07	Health
13	104	0.02	Association
14	104	0.04	Type 2 diabetes
15	103	0.03	Management
16	99	0.05	Anxiety
17	93	0.04	Outcome
18	92	0.03	Depressive symptom
19	91	0.03	Psychological distress
20	86	0.02	Randomized controlled trial

Timespan: 2000–2018 (slice length = 1)
 Selection criteria: top 30.0% per slice, up to 100, LRF = 2, LBY = 8, $e = 2.0$
 Network: $N = 460$, $E = 2666$ (density = 0.0253)
 Largest CC: 452 (98%)
 Nodes labeled: 5.0%
 Pruning: none
 Modularity $Q = 0.3891$
 Mean silhouette = 0.5106



(a)

FIGURE 4: Continued.

Timespan: 2000–2018 (slice length = 1)
 Selection criteria: top 30.0% per slice, up to 100, LRF = 2, LBY = 8, $\epsilon = 2.0$
 Network: $N = 460$, $E = 2666$ (density = 0.0253)
 Largest CC: 452 (98%)
 Nodes labeled: 5.0%
 Pruning: none
 Modularity $Q = 0.3891$
 Mean silhouette = 0.5106

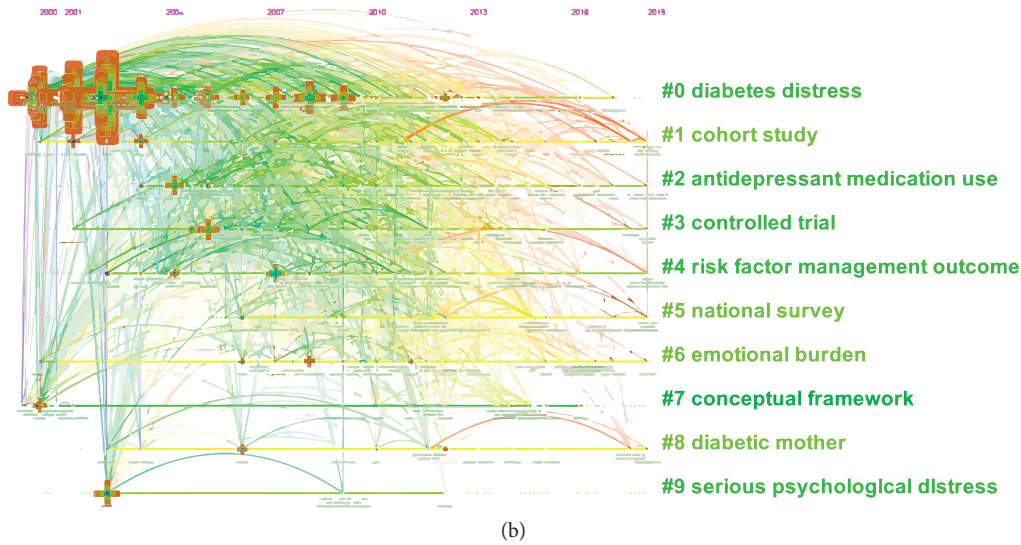


FIGURE 4: (a) Keyword-term co-occurrence cluster map related to diabetes-specific distress from 2000 to 2018. (b) Keywords/terms co-occurrence timeline map related to diabetes-specific distress from 2000 to 2018. Notes: rings represent the keyword-term history of keyword term; the color of ring denotes the time of corresponding frequency; the thickness of a ring is proportional to the number of keyword term in a given time slice.

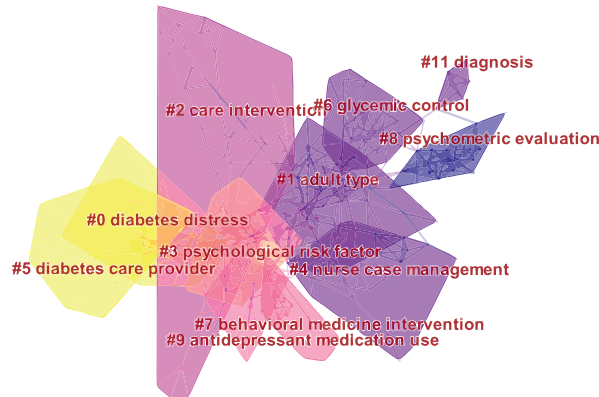
TABLE 2: Top 20 references cited shown in terms of frequency and centrality for diabetes-specific distress.

Ranking	Cocitation counts	Centrality	Representative author (publication year)	Journal	Vol	Page
1	125	0.17	Fisher L. (2010)	Diabetes care	33	23
2	80	0.05	Fisher L. (2012)	Diabetes care	35	259
3	61	0.09	Fisher L. (2007)	Diabetes care	30	542
4	59	0.04	Fisher L. (2010)	Diabetes care	33	1034
5	55	0.02	Fisher L. (2008)	Diabetic med	25	1096
6	53	0.02	Fisher L. (2014)	Diabetic med	31	764
7	49	0.11	Polonsky W. H. (2005)	Diabetes care	28	626
8	49	0.06	Gonzalez J. S. (2011)	Diabetes care	34	236
9	46	0.02	Aikens J. E. (2012)	Diabetes care	35	2472
10	43	0.03	Fisher L. (2013)	Diabetes care	36	2551
11	41	0.03	Fisher L. (2008)	Ann fam med	6	246
12	40	0.03	Nicolucci A. (2013)	Diabetic med	30	767
13	40	0.01	Mcguire B. E. (2010)	Diabetologia	53	66
14	37	0.07	Hermanns N. (2006)	Diabetologia	49	469
15	36	0.06	van Bastelaar K. (2010)	Diabetic med	27	798
16	35	0.02	Gonzalez J. S. (2008)	Diabetes care	31	2398
17	35	0.01	Fisher L. (2009)	Diabetic med	26	622
18	34	0.01	Fisher L. (2015)	J. diabetes comp	29	572
19	31	0.08	Peyrot M. (2005)	Diabetic med	22	1379
20	29	0.02	Snoek F. J. (2015)	Lancet diabetes	3	450

indicated that cluster quality was reasonable. Top 5 references-cited clusters were presented as follows: “diabetes distress,” “adult type,” “care intervention,” “psychological risk factor,” and “nurse case management.”

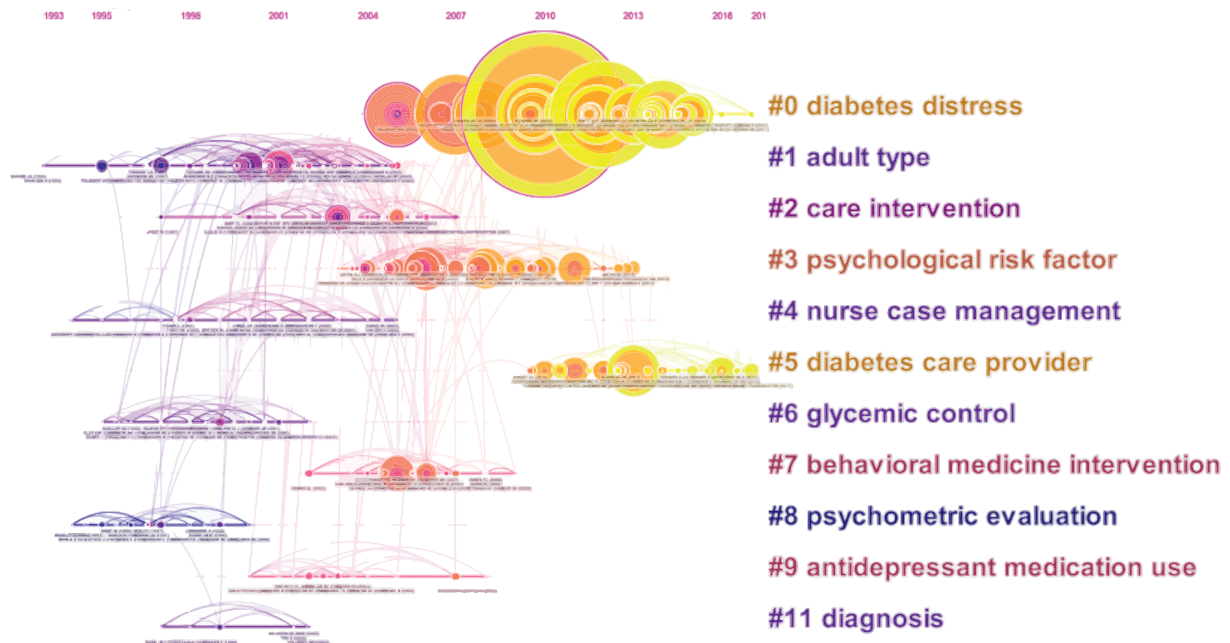
3.7. Analysis of Burst Detection for Keyword Terms and References Cited. Keyword-term burst detection and references-cited burst detection were considered as indicators of research frontiers or emerging trends over time. Figure 6

Timespan: 2000–2018 (slice length = 3)
 Selection criteria: top 50 per slice, LRF = 2, LBY = 8, $e = 2.0$
 Network: $N = 410$, $E = 1058$ (density = 0.0126)
 Largest CC: 329 (80%)
 Nodes labeled: 5.0%
 Pruning: none
 Modularity $Q = 0.7435$
 Mean silhouette = 0.3220



(a)

Timespan: 2000–2018 (slice length = 3)
 Selection criteria: top 50 per slice, LRF = 2, LBY = 8, $e = 2.0$
 Network: $N = 410$, $E = 1058$ (density = 0.0126)
 Largest CC: 329 (80%)
 Nodes labeled: 5.0%
 Pruning: none
 Modularity $Q = 0.7435$
 Mean silhouette = 0.3220



(b)

FIGURE 5: (a) References-cited cluster map related to diabetes-specific distress from 2000 to 2018. (b) References-cited timeline map related to diabetes-specific distress from 2000 to 2018. Notes: citation rings represent the citation history of an article; the color of a citation ring denotes the time of corresponding citations; the thickness of a ring is proportional to the number of citations in a given time slice.

Keywords	Years	Strength	Begin	End	2000–2018
Metabolic control	2000	3.5297	2000	2003	
Dibetes mellitus	2000	12.1021	2000	2006	
Type 2 diabetes	2000	7.7777	2000	2008	
Diabetes education	2000	3.1871	2001	2003	
Glycemic control	2000	4.2246	2002	2005	
Complication	2000	7.993	2002	2010	
Quality of life	2000	4.0911	2003	2006	
Epidemiology	2000	4.3506	2004	2010	
Primary care	2000	4.1255	2004	2008	
Problem area	2000	3.5828	2005	2006	
Depression sacle	2000	3.6847	2006	2013	
Insulin resistance	2000	3.551	2006	2009	
Anxiety	2000	5.1816	2006	2009	
Metabolic syndrome	2000	3.9542	2010	2012	
Comorbid depression	2000	3.359	2011	2013	
Comorbid anxiety	2000	4.0034	2012	2013	
People/Population	2000	5.0779	2015	2016	
Gender difference	2000	3.1576	2016	2018	
Diabetes distress	2000	5.0312	2016	2018	
Type 1 diabetes	2000	3.2291	2016	2018	

FIGURE 6: Top 20 keyword terms with the strongest citation bursts related to diabetes-specific distress from 2000 to 2018. Notes: the red bars mean keywords cited frequently; the green bars were keywords cited infrequently.

shows the top 25 keyword terms with the strongest frequency bursts. The strongest ones include “Mellitus (12.1021),” “complication (7.993),” “diabetes mellitus (7.7777),” and “anxiety (5.1816).” As shown in Figure 7, the top 25 references cited with the strongest citation bursts include Snoek F. J. 2000 (12.9156), Anderson R. J. 2001 (12.8622), Welch G. W. 1997 (8.4372), and Welch G. 2003 (8.2884).

4. Discussion

In our study, we analyzed 1,051 publications that originated from the WoSCC database and diabetes-specific distress-related publication outputs maintained a steady overall growth trend from 2000 to 2018. Among countries, the United States had an absolute advantage in the number of paper outputs. And the top ten institutes were all from the United States. Remarkably, China was the only one from the developing country, showing its vast progress in diabetes-specific distress over the past decade. Among academic journals, *diabetes care* (IF = 13.397) had an IF higher than 10. Moreover, among the top ten authors, each person has published at least 17 papers; they were regarded as prolific authors, especially Snoek F. J. In addition, Fisher L. owned the highest references-cited frequency.

Herein, considering the findings from keyword-term frequency distribution and co-occurrence and references-cited frequency distribution and co-occurrence, we summarized the following diabetes-specific distress-related research hotspots:

- (i) *Prevalence of Diabetes-Specific Distress.* More and more attention has been paid to explore the prevalence of diabetes-specific distress in recent years. A meta-analysis including fifty-five original articles suggested that 36% people with type 2 diabetes suffer from diabetes-specific distress [18]. Furthermore, Fisher et al. reported that almost 60% of patients with type 2 diabetes experience diabetes-specific distress [34]. More strikingly, it was reported that diabetes-specific distress frequently occurred in the younger age group, not limited to elder population [35]. Taken together, diabetes-specific distress may have an even bigger impact in the wider population, which motivates researchers to pay greater attention to diabetes-specific distress.
- (ii) *Diabetes-Specific Distress and Glycemic Control.* Glycemic control has always been an essential indicator of the treatment and prognosis of diabetes. Long-term controllable glycemic control can greatly improve patient’s quality of life. Data from several sources have identified that diabetes-specific distress has a strong negative correlation with glycemic control [36–38]. Moreover, a cross-sectional study demonstrated that diabetes-specific not only directly affects blood sugar but also indirectly affects blood sugar through adherence to insulin and type 2 diabetes treatment [39,40]. Based on the published works of the literature, we have described the landscapes of diabetes-specific distress on glycemic

References	Years	Strength	Begin	End	2000–2018
WECH GW, 1997, DIABETES CARE, V20, P760	1997	8.4372	2000	2005	
POLONSKY WH, 1995, DIABETES CARE, V18, P754	1995	6.8013	2000	2003	
JACOBSON AM, 1994, DIABETES CARE, V17, P267	1994	3.1724	2000	2002	
GLASGOW RE, 1999, DIABETES CARE, V22, P832	1999	4.7201	2000	2004	
TURNER RC, 1998, LANCET, V352, P837	1998	4.2058	2000	2006	
POUWER F, 1999, DIABETES CARE, V22, P2004	1999	5.0481	2000	2005	
METSCH J, 1995, INT J BEHAV MED, V2, P104	1995	3.2376	2000	2001	
PEYROT M, 1997, DIABETES CARE, V20, P585	1997	3.4663	2001	2005	
CIECHANOWSKI PS, 2000, ARCH INTERN MED, V160, P3278	2000	5.2229	2001	2008	
LUSTMAN PJ, 1998, ANN INTERN MED, V129, P613	1998	3.8016	2001	2006	
LUSTMAN PJ, 2000, DIABETES CARE, V23, P934	2000	7.6146	2001	2008	
SNOEK FJ, 2000, DIABETES CARE, V23, P1305	2000	12.9156	2001	2008	
RUGGIERO L, 1997, DIABETES CARE, V20, P568	1997	4.6261	2001	2005	
NORRIS SL, 2001, DIABETES CARE, V24, P561	2001	3.2474	2003	2004	
SNOEK FJ, 2001, PATIENT EDUC COUNS, V45, P143	2001	3.6167	2003	2008	
ANDERSON RJ, 2001, DIABETES CARE, V24, P1069	2001	12.8622	2003	2009	
POUWER F, 2003, DIABEOLOGIA, V46, P892	2003	3.4722	2004	2007	
DE GROOT M, 2001, PSYCHOSOM MED, V63, P619	2001	6.3867	2004	2009	
TOOBERT DJ, 2000, DIABETES CARE, V23, P943	2000	4.2789	2004	2008	
POUWER F, 2001, DIABETES CARE, V24, P1929	2001	4.906	2004	2009	
LUSTMAN PJ, 2000, DIABETES CARE, V23, P618	2000	3.2062	2004	2008	
RUBIN RR, 1999, DIABETES-METAB RES, V15, P205	1999	3.4722	2004	2007	
WELCH G, 2003, DIABETIC MED, V20, P69	2003	8.2884	2005	2011	
KATON WJ, 2005, DIABETES CARE, V28, P2668	2005	5.3333	2006	2013	
POUWER F, 2005, DIABETES RES CLIN PR, V70, P166	2005	3.9755	2006	2011	

FIGURE 7: Top 25 references cited with the strongest citation bursts related to diabetes-specific distress from 2000 to 2018. Notes: the red bars mean keywords cited frequently; the green bars were keywords cited infrequently.

control and quality of life in diabetic patients, thereby attracting the attention of clinicians.

- (iii) *Diabetes-Specific Distress and Depression Comorbidity.* Common psychological comorbidities, including depression, anxiety, and diabetes-specific distress, are widely screened and are closely associated with poor outcomes in patients with diabetes [19]. For example, a study from Australia suggested that diabetes-specific distress was more closely associated with HbA1c level than depressive comorbidity in adolescents with type 1 diabetes [22]. Moreover, Tsujii et al. found that diabetes-specific distress, but not depressive symptoms, was associated with glycemic control among Japanese patients with type 2 diabetes [21]. However, it is not easy to distinguish the manifestations of diabetes distress and depression. Therefore, it is crucial to clarify the

difference between diabetes-specific distress and depression in patients with diabetes.

- (iv) *Diabetes-Specific Distress and Risk Factors.* A number of studies have suggested that the prevalence of diabetes-specific distress is caused by many risk factors. In terms of gender, the females are more likely to suffer from diabetes-specific distress than male peers [18]. Moreover, Fisher et al. presented that the prevalence of diabetes-specific distress was closely associated with patient demographic background and disease-related patient characteristics [41]. In addition, diabetes-specific distress was significantly related to physical exercise, education level, monthly income, frequency of administration of medication, adherence to medical treatment, and the number of complications [42]. Therefore, we propose that diabetes-specific distress should be

recommended as routine screening in clinical practice, thereby assisting primary prevention for diabetes-specific distress.

- (v) *Diabetes-Specific Distress and Management and Intervention.* Precise management and the personalized intervention of diabetes-specific distress play a vital role in controlling blood sugar and preventing complications in patients with diabetes [43]. A systematic review indicated that an efficient intervention project can significantly reduce both diabetes-specific distress and HbA1c level by means of motivational interviewing and personalized interventions [44]. Remarkably, a program including 30 RCTs with 9177 participants showed the elevated self-efficacy and downregulated HbA1c after a diabetes-specific distress intervention [45]. However, the specific projects and objectives of intervention need further study.

With views of burst detection for keyword terms and references cited, the research frontier can be shown as follows:

- (i) *Measurement of Diabetes Distress.* The vigorous advance of diabetes distress benefits from the development, evaluation, and validation of the corresponding diabetes-specific distress scale. To the best of our knowledge, diabetes-specific distress has been measured in diverse scales so far. Polonsky et al. first described the diabetes-specific distress measurement and introduced the Problem Areas in Diabetes Scale (PAID) in 1995 [16]. Subsequently, Polonsky et al. further improved the diabetes-specific distress and invented the 17-item Diabetes Distress Scale (DDS-17) in 2005 [46]. Although the PAID and DDS remain the same scale construct, they have significant differences in problem entry [17]. Moreover, Fisher et al. developed the Type 1 Diabetes Distress Scale (T1-DDS) to elucidate specific sources of diabetes distress for type 1 diabetes [41]. Although more and more diabetes distress scales are being developed, the measurement of diabetes distress still faces great challenges. The following reasons can account for the great challenges: (1) complex diabetes classification system; (2) fuzzy definition of diabetes distress; (3) nonuniversal diabetes distress scale. Therefore, a justified choice for assessing diabetes distress greatly depends on the clinical practice or scientific purpose.
- (ii) *Latent and Serious/Severe Diabetes-Specific Distress.* Thus far, there have been no studies focusing on the analysis of the latent diabetes-specific distress based on the existing literature. The current domestic academic research on severe diabetes-specific distress is only sporadic discussion [47,48]. In addition, the symptoms of latent diabetes-specific distress are difficult to measure quickly and accurately because of lacking specific index. Moreover, we are lacking effective preventive intervention measures for severe diabetes-specific distress. Our team found that

patients with diabetes may be unknowingly afflicted with diabetes-specific distress based on daily clinical practice. Therefore, the identification of diabetes-specific distress to reduce the occurrence of multiple complications as well as improving the prognosis of patients is particularly important in patients with diabetes.

To the best of our knowledge, this study is one of the first attempts to comprehensively draw the outline of diabetes-specific distress-related hotspots and frontiers based on a bibliometric method. Our findings will provide a new direction for research on diabetes-specific distress from multiple dimension.

However, the generalizability of findings above is subject to certain limitations, including several biases: (1) Language bias: all publications included in this study were written in English. Therefore, there are many shortcomings such as much relevant information included other languages. (2) Literature-type bias: this study only includes the original articles and reviews published between 2000 and 2018, which may not be enough to represent all diabetes-specific distress literature. (3) Database selection bias: the literature included in this study was downloaded from WoSCC. However, there is no doubt that other databases such as PubMed, Google Scholar, Baidu Scholar, Scopus, and EMBASE may include a broader and deeper range of documentary coverage. (5) Literature-cited bias: document-cited counts need to be excluded from man-made malicious manipulation. (6) Bibliometrics and corresponding software bias: owing to limitations of the software, there is no uniform standard for setting parameters in CiteSpace. In spite of its limitations, this study certainly adds to our understanding of the research hotspots and frontiers. However, this study finding still needs further confirmation.

5. Conclusions

The present study suggested that publication outputs of diabetes-specific distress have been rising over the past quarter century. Although diabetes-specific distress develops very late, we can foresee that the quantity and quality of publication have been expanded and promoted in recent years. More and more researchers show their interest in this fresh and promising discipline. Besides, our findings have a number of important implications for future clinical practice.

Data Availability

Firstly, raw literature data that support the findings of this study have been downloaded from the Science Citation Index-Expanded (SCI-E) of the Web of Science Core Collection (WoSCC) (Thomson Reuters Company) on January 6, 2019. The search expressions were constructed as follows: TS = (("diabetes distress") OR ("diabetes" AND "distress") OR ("diabetes" AND "psychological distress") OR ("diabetes-related distress") OR ("diabetes-specific distress") OR ("diabetes" AND "emotional distress") OR ("diabetes-specific emotional distress") OR ("diabetes-related emotional

distress”) AND Language = English AND Time range = 2000–2018). In our study, only original article and review papers were included. Secondly, supplementary data that support the findings of this study have been deposited in Figshare database, which is a repository where users can make all of their research outputs available in a citable, shareable, and discoverable manner. Our supplementary materials are available at https://figshare.com/articles/Supplementary_Materials/8224685.

Conflicts of Interest

The authors declare that they have no conflicts of interest.

Authors' Contributions

Dan Li and Fu-Min Dai were responsible for study conception and design. Dan Li and Fu-Min Dai were involved in data acquisition. Dan Li, Fu-Min Dai, Juan-Juan Xu, and Meng-Die Jiang carried out data analysis and interpretation. Dan Li was responsible for manuscript preparation. All authors reviewed and approved the final manuscript.

Acknowledgments

The authors thank Mr. You-cheng Shao for English proofreading. The authors also thank to Professor CM Chen, who developed free and open-source bibliometrics software (CiteSpace). This study was funded by the Henan Provincial Population Association (HNRKZ-2018-01).

Supplementary Materials

S1-1: raw citing literature and cited references. S1-2: raw citing literature and cited references (1). S1-3: raw citing literatures and cited references. S2: the number of publications by year. S3: country/region distribution. S4: institutes distribution. S5: authors distribution. S6: journals distribution. (*Supplementary Materials*)

References

- [1] N. H. Cho, J. E. Shaw, S. Karuranga et al., “IDF Diabetes Atlas: global estimates of diabetes prevalence for 2017 and projections for 2045,” *Diabetes Research and Clinical Practice*, vol. 138, pp. 271–281, 2018.
- [2] T. E. Collins, R. Nugent, D. Webb, E. Placella, T. Evans, and A. Akinnawo, “Time to align: development cooperation for the prevention and control of non-communicable diseases,” *BMJ*, vol. 366, p. 14499, 2019.
- [3] D. J. Magliano, R. M. Islam, E. L. M. Barr et al., “Trends in incidence of total or type 2 diabetes: systematic review,” *BMJ*, vol. 366, p. 15003, 2019.
- [4] K. Papatheodorou, N. Papanas, M. Banach, D. Papazoglou, and M. Edmonds, “Complications of diabetes 2016,” *Journal of Diabetes Research*, vol. 2016, Article ID 6989453, 3 pages, 2016.
- [5] Y. Yang, X. Hu, Q. Zhang, and R. Zou, “Diabetes mellitus and risk of falls in older adults: a systematic review and meta-analysis,” *Age and Ageing*, vol. 45, no. 6, pp. 761–767, 2016.
- [6] M. Baviera, M. C. Roncaglioni, M. Tettamanti et al., “Diabetes mellitus: a risk factor for seizures in the elderly—a population-based study,” *Acta Diabetologica*, vol. 54, no. 9, pp. 863–870, 2017.
- [7] L. Wang, P. Gao, M. Zhang et al., “Prevalence and ethnic pattern of diabetes and prediabetes in China in 2013,” *JAMA*, vol. 317, no. 24, pp. 2515–2523, 2017.
- [8] C. Bommer, V. Sagalova, E. Heesemann et al., “Global economic burden of diabetes in adults: projections from 2015 to 2030,” *Diabetes Care*, vol. 41, no. 5, pp. 963–970, 2018.
- [9] M. Chan, “China’s burgeoning epidemic of diabetes-associated mortality,” *JAMA*, vol. 317, no. 3, pp. 264–266, 2017.
- [10] C. M. Hunter, “Understanding diabetes and the role of psychology in its prevention and treatment,” *American Psychologist*, vol. 71, no. 7, pp. 515–525, 2016.
- [11] M. de Groot, S. H. Golden, and J. Wagner, “Psychological conditions in adults with diabetes,” *American Psychologist*, vol. 71, no. 7, pp. 552–562, 2016.
- [12] L. Ducat, L. H. Philipson, and B. J. Anderson, “The mental health comorbidities of diabetes,” *JAMA*, vol. 312, no. 7, pp. 691–692, 2014.
- [13] J. Matta, N. Hoertel, E. Kesse-Guyot et al., “Diet and physical activity in the association between depression and metabolic syndrome: constances study,” *Journal of Affective Disorders*, vol. 244, pp. 25–32, 2019.
- [14] K. Semenkovich, M. E. Brown, D. M. Svrakic, and P. J. Lustman, “Depression in type 2 diabetes mellitus: prevalence, impact, and treatment,” *Drugs*, vol. 75, no. 6, pp. 577–587, 2015.
- [15] A. Bickett and H. Tapp, “Anxiety and diabetes: innovative approaches to management in primary care,” *Experimental Biology and Medicine*, vol. 241, no. 15, pp. 1724–1731, 2016.
- [16] W. H. Polonsky, B. J. Anderson, P. A. Lohrer et al., “Assessment of diabetes-related distress,” *Diabetes Care*, vol. 18, no. 6, pp. 754–760, 1995.
- [17] K. Dennick, J. Sturt, and J. Speight, “What is diabetes distress and how can we measure it? A narrative review and conceptual model,” *Journal of Diabetes and Its Complications*, vol. 31, no. 5, pp. 898–911, 2017.
- [18] N. E. Perrin, M. J. Davies, N. Robertson, F. J. Snoek, and K. Khunti, “The prevalence of diabetes-specific emotional distress in people with Type 2 diabetes: a systematic review and meta-analysis,” *Diabetic Medicine*, vol. 34, no. 11, pp. 1508–1520, 2017.
- [19] F. J. Snoek, M. A. Bremmer, and N. Hermanns, “Constructs of depression and distress in diabetes: time for an appraisal,” *The Lancet Diabetes & Endocrinology*, vol. 3, no. 6, pp. 450–460, 2015.
- [20] R. B. Strandberg, M. Graue, T. Wentzel-Larsen, M. Peyrot, and B. Rokne, “Relationships of diabetes-specific emotional distress, depression, anxiety, and overall well-being with HbA1c in adult persons with type 1 diabetes,” *Journal of Psychosomatic Research*, vol. 77, no. 3, pp. 174–179, 2014.
- [21] S. Tsujii, Y. Hayashino, and H. Ishii, “Diabetes distress, but not depressive symptoms, is associated with glycaemic control among Japanese patients with type 2 diabetes: diabetes Distress and Care Registry at Tenri (DDCRT 1),” *Diabetic Medicine*, vol. 29, no. 11, pp. 1451–1455, 2012.
- [22] V. Hagger, C. Hendrieckx, F. Cameron, F. Pouwer, T. C. Skinner, and J. Speight, “Diabetes distress is more strongly associated with HbA1c than depressive symptoms in adolescents with type 1 diabetes: results from Diabetes MILES Youth-Australia,” *Pediatric Diabetes*, vol. 19, no. 4, pp. 840–847, 2018.

- [23] M. D. Owens-Gary, X. Zhang, S. Jawanda, K. M. Bullard, P. Allweiss, and B. D. Smith, "The importance of addressing depression and diabetes distress in adults with type 2 diabetes," *Journal of General Internal Medicine*, vol. 34, no. 2, pp. 320–324, 2019.
- [24] D. F. Thompson and C. K. Walker, "A descriptive and historical review of bibliometrics with applications to medical sciences," *Pharmacotherapy: The Journal of Human Pharmacology and Drug Therapy*, vol. 35, no. 6, pp. 551–559, 2015.
- [25] W. R. Lee and A. C. Olson, "Scholarly publishing and the metric system," *International Journal of Radiation Oncology, Biology, Physics*, vol. 101, no. 4, pp. 784–785, 2018.
- [26] P. C. Wong, H.-W. Shen, C. R. Johnson, C. Chen, and R. B. Ross, "The top 10 challenges in extreme-scale visual analytics," *IEEE Computer Graphics and Applications*, vol. 32, no. 4, pp. 63–67, 2012.
- [27] Y.-M. Kim and D. Delen, "Medical informatics research trend analysis: a text mining approach," *Health Informatics Journal*, vol. 24, no. 4, pp. 432–452, 2018.
- [28] C. Chen, F. Ibekwe-SanJuan, and J. Hou, "The structure and dynamics of cocitation clusters: a multiple-perspective cocitation analysis," *Journal of the American Society for Information Science and Technology*, vol. 61, no. 7, pp. 1386–1409, 2010.
- [29] C. Chen, Z. Hu, S. Liu, and H. Tseng, "Emerging trends in regenerative medicine: a scientometric analysis in CiteSpace," *Expert Opinion on Biological Therapy*, vol. 12, no. 5, pp. 593–608, 2012.
- [30] M. B. Synnestvedt, C. Chen, and J. H. Holmes, "CiteSpace II: visualization and knowledge discovery in bibliographic databases," in *Proceedings of the AMIA: Annual Symposium Proceedings*, pp. 724–728, Washington, DC, USA, October 2005.
- [31] Z. Liu, Y. Yin, W. Liu, and M. Dunford, "Visualizing the intellectual structure and evolution of innovation systems research: a bibliometric analysis," *Scientometrics*, vol. 103, no. 1, pp. 135–158, 2015.
- [32] G. Khan and J. Wood, "Information technology management domain: emerging themes and keyword analysis," *Scientometrics*, vol. 105, no. 2, pp. 959–972, 2015.
- [33] F. Sinowatz, "The impact of the impact factor," *Anatomia, Histologia, Embryologia*, vol. 45, no. 3, pp. 159–160, 2016.
- [34] L. Fisher, M. M. Skaff, J. T. Mullan, P. Mullan, R. Glasgow, and U. Masharani, "A longitudinal study of affective and anxiety disorders, depressive affect and diabetes distress in adults with Type 2 diabetes," *Diabetic Medicine*, vol. 25, no. 9, pp. 1096–1101, 2008.
- [35] E. A. Beverly, R. G. Rennie, E. H. Guseman, A. Rodgers, and A. M. Healy, "High prevalence of diabetes distress in a university population," *The Journal of the American Osteopathic Association*, vol. 119, no. 9, pp. 556–568, 2019.
- [36] J. E. Aikens, "Prospective associations between emotional distress and poor outcomes in type 2 diabetes," *Diabetes Care*, vol. 35, no. 12, pp. 2472–2478, 2012.
- [37] A. Schmitt, A. Reimer, B. Kulzer, T. Haak, A. Gahr, and N. Hermanns, "Negative association between depression and diabetes control only when accompanied by diabetes-specific distress," *Journal of Behavioral Medicine*, vol. 38, no. 3, pp. 556–564, 2015.
- [38] K. M. P. van Bastelaar, F. Pouwer, P. H. L. M. Geelhoed-Duijvestijn et al., "Diabetes-specific emotional distress mediates the association between depressive symptoms and glycaemic control in Type 1 and Type 2 diabetes," *Diabetic Medicine*, vol. 27, no. 7, pp. 798–803, 2010.
- [39] L. Halepian, M. Saleh, S. Hallit, and L. Rabbaa, "Adherence to insulin, emotional distress, and trust in physician among patients with diabetes: a cross-sectional study," *Diabetes Therapy*, vol. 9, no. 2, pp. 713–726, 2018.
- [40] J. S. Gonzalez, E. Shreck, C. Psaros, and S. A. Safren, "Distress and type 2 diabetes-treatment adherence: a mediating role for perceived control," *Health Psychology*, vol. 34, no. 5, pp. 505–513, 2015.
- [41] L. Fisher, W. H. Polonsky, D. M. Hessler et al., "Understanding the sources of diabetes distress in adults with type 1 diabetes," *Journal of Diabetes and Its Complications*, vol. 29, no. 4, pp. 572–577, 2015.
- [42] F. C. Zanchetta, D. D. Trevisan, P. P. Apolinario, J. B. d. Silva, and M. H. d. M. Lima, "Clinical and sociodemographic variables associated with diabetes-related distress in patients with type 2 diabetes mellitus," *Einstein (São Paulo, Brazil)*, vol. 14, no. 3, pp. 346–351, 2016.
- [43] N. Perrin, D. H. Bodoicoat, M. J. Davies, N. Robertson, F. J. Snoek, and K. Khunti, "Effectiveness of psychoeducational interventions for the treatment of diabetes-specific emotional distress and glycaemic control in people with type 2 diabetes: a systematic review and meta-analysis," *Primary Care Diabetes*, vol. 13, no. 6, pp. 556–567, 2019.
- [44] A. S. Mathiesen, I. Egerod, T. Jensen, G. Kaldan, H. Langberg, and T. Thomsen, "Psychosocial interventions for reducing diabetes distress in vulnerable people with type 2 diabetes mellitus: a systematic review and meta-analysis," *Diabetes, Metabolic Syndrome and Obesity: Targets and Therapy*, vol. 12, pp. 19–33, 2019.
- [45] B. H. Chew, R. C. Vos, M. I. Metzendorf, R. J. Scholten, and G. E. Rutten, "Psychological interventions for diabetes-related distress in adults with type 2 diabetes mellitus," *The Cochrane Database of Systematic Reviews*, vol. 9, Article ID Cd011469, 2017.
- [46] W. H. Polonsky, L. Fisher, J. Earles et al., "Assessing psychosocial distress in diabetes: development of the diabetes distress scale," *Diabetes Care*, vol. 28, no. 3, pp. 626–631, 2005.
- [47] K. R. Huyser, S. M. Manson, L. A. Nelson, C. Noonan, and Y. Roubideaux, "Serious psychological distress and diabetes management among American Indians and Alaska natives," *Ethnicity & Disease*, vol. 25, no. 2, pp. 145–151, 2015.
- [48] R. J. Winchester, J. S. Williams, T. E. Wolfman, and L. E. Egede, "Depressive symptoms, serious psychological distress, diabetes distress and cardiovascular risk factor control in patients with type 2 diabetes," *Journal of Diabetes and Its Complications*, vol. 30, no. 2, pp. 312–317, 2016.



Hindawi

Submit your manuscripts at www.hindawi.com

