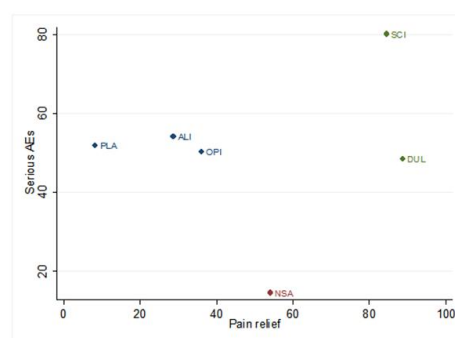
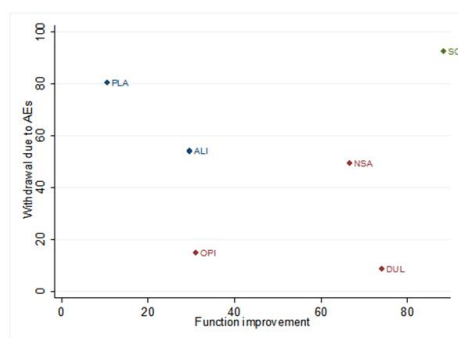


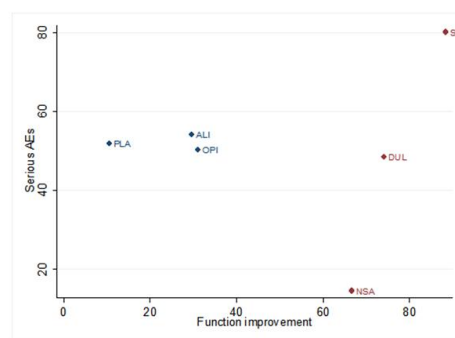
A



B



D



E

**Supplementary appendix Figure 2.** Cluset-rank plots. (A) The cluster-rank plot of pain relief and withdrawal due to AEs for different treatments. (B) The cluster-rank plot of pain relief and serious AEs for different treatments. (C) The cluster-rank plot of pain relief and drug-related AEs for different treatments. (D) The cluster-rank plot of function improvement and withdrawal due to AEs for different treatments. (E) The cluster-rank plot of function improvement and serious AEs for different treatments. (F) The cluster-rank plot of function improvement and drug-related AEs for different treatments. (The cluster-rank value is the product of the abscissa and ordinate of each treatment).