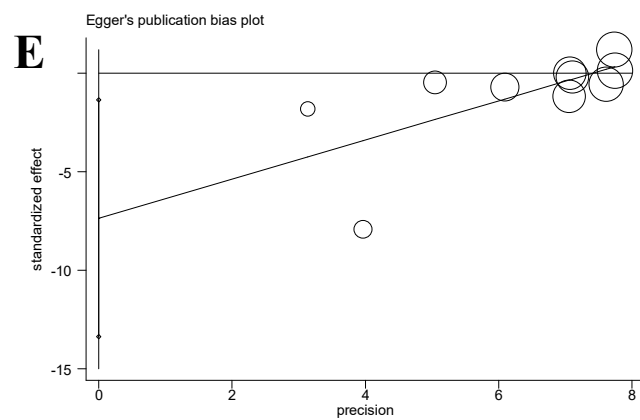
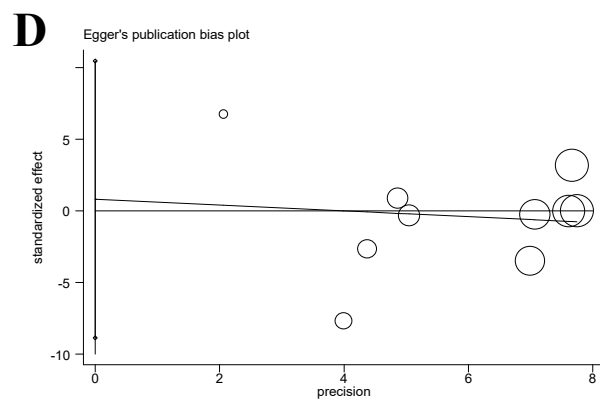
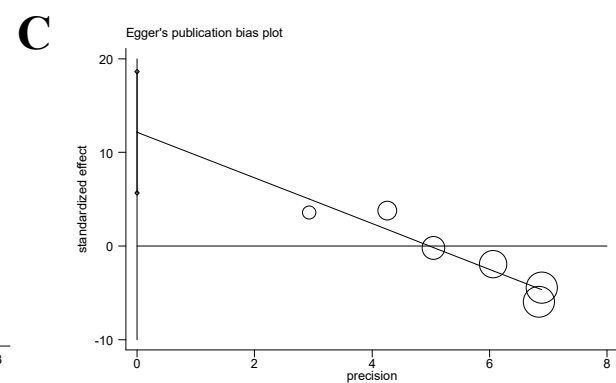
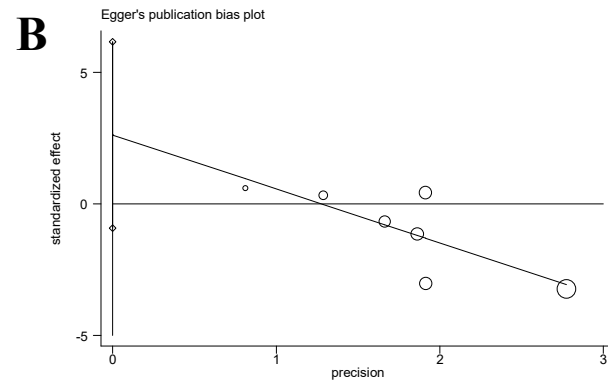
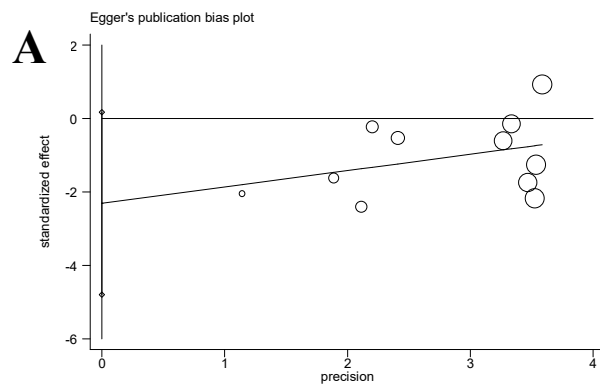


Supplementary Figure 1 The Begg's funnel plot for publication bias test. **(A)** the incidence of PMI; **(B)** the incidence of AKI; **(C)** the levels of cTnI at 12h postoperatively; **(D)** the levels of cTnI at 24h postoperatively; **(E)** the levels of CRP 12-24 hours after PCI.



Supplementary Figure 2 The egger's funnel plot for publication bias test. **(A)** the levels of cTnI at 12h postoperatively **(B)** the levels of cTnI at 24h postoperatively **(C)** the levels of CRP 12-24 hours after PCI. cTnI: Troponin I; CPR:C-reactive protein.