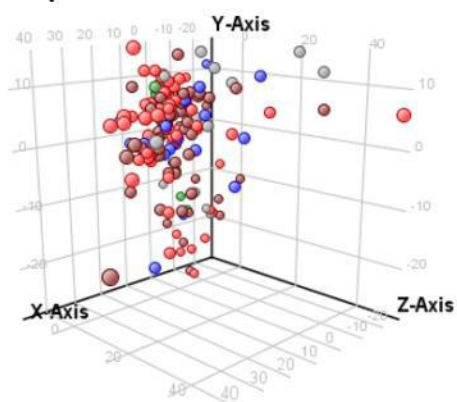
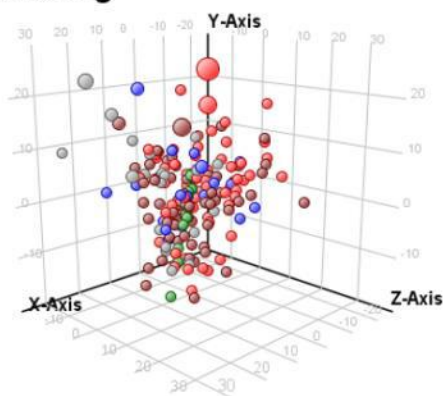


Hilic pos



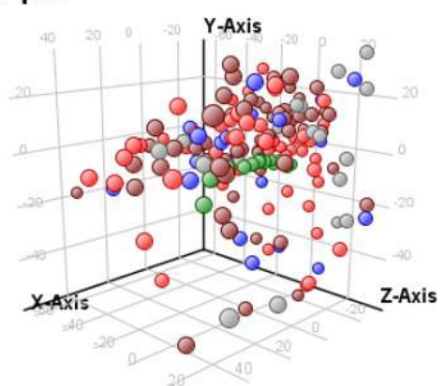
Hilic neg



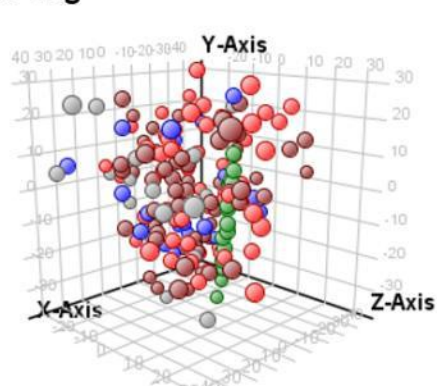
Color by Group

- QC
- Day 0_No
- Day 1_No
- Day 1_Yes
- Day 0_Yes

RP pos



RP neg



Supplementary Figure. Principal component analysis of the molecular features collected at four analytical modes of liquid chromatography - mass spectrometry analysis. Day 0 and Day 1 refer to the sampling date after the onset of febrile neutropenia and No/Yes refer to the development of complications during febrile neutropenia.