

1

### Toxic Epidermal Necrolysis (TEN)/Steven Johnson Syndrome (SJS) Epidemiology and Mortality Rate in KFSH

2013  
2

Patient name	[REDACTED]		
File NO.	[REDACTED]		
Gender	MALE { }	FEMALE { <input checked="" type="checkbox"/> }	
Diagnosis	SJS { }	SJS/TEN { }	TEN { <input checked="" type="checkbox"/> }
Year of Diagnosis	2013-1439 H	Age	35 yr
Causative agents	DRUG { } .....AMOX.....	Other	
Management	supportive only		
Duration of stay in hospital	6d		
Mortality outcome	<input type="checkbox"/> Alive	<input checked="" type="checkbox"/> Died	

because of sepsis

Extra Info			
Co - Morbidities	-	Readmission	
Treatment outcome	<input type="checkbox"/> Excellent	<input type="checkbox"/> Good	<input type="checkbox"/> Fair <input checked="" type="checkbox"/> Poor
Notes about the file	100% skin loss died of sepsis came late from		
Data Entry Date	Arabic hospital after about 10d		

18-3 → admit  
23-3- → discharge

2

Toxic Epidermal Necrolysis (TEN)/Steven Johnson Syndrome (SJS)  
Epidemiology and Mortality Rate in KFSH

2016

Patient name	[REDACTED]		
File NO.	1435312		
Gender	MALE { }	FEMALE { 4 }	
Diagnosis	SJS { }	SJS/TEN { }	TEN { 4 }
Year of Diagnosis	21 16/3/14	Age	16
Causative agents	DRUG { } Amoxiclav (Augmentin)	Other	
Management	IVIG + Supportive plasma pheresis		
Duration of stay in hospital	20d		
Mortality outcome	<input checked="" type="checkbox"/> Alive <input type="checkbox"/> Died		

Extra Info	
Co - Morbidities	-
Treatment outcome	<input type="checkbox"/> Excellent <input checked="" type="checkbox"/> Good <input type="checkbox"/> Fair <input type="checkbox"/> Poor
Notes about the file	complic: Symmetric peripheral gangrene
Data Entry Date	2/1/2020

30/3/2016 adm

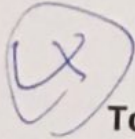
3

### Toxic Epidermal Necrolysis (TEN)/Steven Johnson Syndrome (SJS) Epidemiology and Mortality Rate in KFSH

Patient name	[REDACTED]		
File NO.	[REDACTED]		
Gender	MALE <input checked="" type="checkbox"/>	FEMALE { }	
Diagnosis	SJS { }	SJS/TEN { }	TEN <input checked="" type="checkbox"/>
Year of Diagnosis	30/10/2015	Age	42 Y.O
Causative agents	DRUG <input checked="" type="checkbox"/> amoxicillin.....	Other	
Management	IV immunoglobulin + Supportive Care		
Duration of stay in hospital	19 days		
Mortality outcome	<input checked="" type="checkbox"/> Alive <input type="checkbox"/> Died		

Extra Info			
Co - Morbidities	Bronchial A.	Readmission	NO only once
Treatment outcome	<input checked="" type="checkbox"/> Excellent	<input type="checkbox"/> Good	<input type="checkbox"/> Fair <input type="checkbox"/> Poor
Notes about the file			
Data Entry Date	2/1/2020		

ads 17/1/1937  
5/2/1937




## Toxic Epidermal Necrolysis (TEN)/Steven Johnson Syndrome (SJS) Epidemiology and Mortality Rate in KFSH

Patient name	[REDACTED]		
File NO.	[REDACTED]		
Gender	MALE { <input checked="" type="checkbox"/> }	FEMALE { <input checked="" type="checkbox"/> }	
Diagnosis	SJS { <input checked="" type="checkbox"/> }	SJS/TEN { <input type="checkbox"/> }	TEN { <input type="checkbox"/> }
Year of Diagnosis	5/1/2015	Age	43 y.o
Causative agents	DRUG { <input checked="" type="checkbox"/> } paracetamol -	Other food (cheese)	
Management	IVIg + supportive care + oral prednisolone (CS)		
Duration of stay in hospital	7 days		
Mortality outcome	<input checked="" type="checkbox"/> Alive <input type="checkbox"/> Died		

Extra Info			
Co - Morbidities	-	Readmission	-
Treatment outcome	<input checked="" type="checkbox"/> Excellent	<input type="checkbox"/> Good	<input type="checkbox"/> Fair <input type="checkbox"/> Poor
Notes about the file			
Data Entry Date	2/1/2020		

Dis 24 3 36  
29/3/36


Toxic Epidermal Necrolysis (TEN)/Steven Johnson Syndrome (SJS)  
Epidemiology and Mortality Rate in KFSH



Patient name	[REDACTED]		
File NO.	[REDACTED]		
Gender	MALE { <input checked="" type="checkbox"/> }	FEMALE { }	
Diagnosis	SJS { <input checked="" type="checkbox"/> }	SJS/TEN { }	TEN { }
Year of Diagnosis	13/10/2015	Age	17
Causative agents	DRUG { <input checked="" type="checkbox"/> } ...unknown.....	Other	
Management	- oral prednisolone + supportive care		
Duration of stay in hospital	3 days		
Mortality outcome	<input checked="" type="checkbox"/> Alive <input type="checkbox"/> Died		

Extra Info			
Co - Morbidities	-		Readmission
Treatment outcome	<input checked="" type="checkbox"/> Excellent	<input type="checkbox"/> Good	<input type="checkbox"/> Fair <input type="checkbox"/> Poor
Notes about the file			
Data Entry Date	2/1/2020		

Dis 29/12  
2/1/37



**Toxic Epidermal Necrolysis (TEN)/Steven Johnson Syndrome (SJS)  
Epidemiology and Mortality Rate in KFSH**

2017

Patient name	[REDACTED]		
File NO.	[REDACTED]		
Gender	MALE { 4 }	FEMALE { }	
Diagnosis	SJS { 4 }	SJS/TEN { }	TEN { }
Year of Diagnosis	9/6/38H	Age	26
Causative agents	DRUG { } .....9Zitib...amycin..	Other	
Management	oral prednisolone + supportive		
Duration of stay in hospital	4 d		
Mortality outcome	<input checked="" type="checkbox"/> Alive <input type="checkbox"/> Died		

Extra Info			
Co - Morbidities	-	Readmission	
Treatment outcome	<input checked="" type="checkbox"/> Excellent	<input type="checkbox"/> Good	<input type="checkbox"/> Fair <input type="checkbox"/> Poor
Notes about the file			
Data Entry Date	2-1-2020		

7

## Toxic Epidermal Necrolysis (TEN)/Steven Johnson Syndrome (SJS) Epidemiology and Mortality Rate in KFSH

Patient name	[REDACTED]		
File NO.	[REDACTED]		
Gender	MALE { }	FEMALE { <input checked="" type="checkbox"/> }	
Diagnosis	SJS { <input checked="" type="checkbox"/> }	SJS/TEN { }	TEN { }
Year of Diagnosis	20/12/18 39 Y	Age	74 Y
Causative agents	DRUG { <input checked="" type="checkbox"/> }	Other	
	Ciprofloxacin...		
Management	Supportive care		
Duration of stay in hospital	5 days		
Mortality outcome	<input checked="" type="checkbox"/> Alive <input type="checkbox"/> Died		

2018 ←

Extra Info			
Co - Morbidities	HTN, PE CVA	Readmission	X
Treatment outcome	<input checked="" type="checkbox"/> Excellent	<input type="checkbox"/> Good	<input type="checkbox"/> Fair <input type="checkbox"/> Poor
Notes about the file			
Data Entry Date	2/1/2020		

2

## Toxic Epidermal Necrolysis (TEN)/Steven Johnson Syndrome (SJS) Epidemiology and Mortality Rate in KFSH

2019 A

Patient name	[REDACTED]		
File NO.	1328294		
Gender	MALE { }	FEMALE { <input checked="" type="checkbox"/> }	
Diagnosis	SJS { }	SJS/TEN { }	TEN { <input checked="" type="checkbox"/> }
Year of Diagnosis	16-7-40H	Age	45 Y
Causative agents	DRUG { }	Other	
	le. e. e. tri. act. m		
Management	IVIG + oral steroid and supportive		
Duration of stay in hospital	6d		
Mortality outcome	<input checked="" type="checkbox"/> Alive <input type="checkbox"/> Died		

Extra Info		coronary heart disease	
Co - Morbidities	Epilepsy HIV hypertension	Readmission	
Treatment outcome	<input checked="" type="checkbox"/> Excellent	<input type="checkbox"/> Good	<input type="checkbox"/> Fair <input type="checkbox"/> Poor
Notes about the file			
Data Entry Date			

16-7-40H

21-7-40H



5

## Toxic Epidermal Necrolysis (TEN)/Steven Johnson Syndrome (SJS) Epidemiology and Mortality Rate in KFSH

Patient name	[REDACTED]		
File NO.	[REDACTED]		
Gender	MALE { <input checked="" type="checkbox"/> }	FEMALE { <input type="checkbox"/> }	
Diagnosis	SJS { <input type="checkbox"/> }	SJS/TEN { <input type="checkbox"/> }	TEN { <input checked="" type="checkbox"/> }
Year of Diagnosis	30/12/2014	Age	20
Causative agents	DRUG { <input checked="" type="checkbox"/> }	Other	
	Carbamazepin (teyretol)		
Management	IVIG + supportiv care (topical skin care, nutritional care & prevention of 2ry infection + eye care)		
Duration of stay in hospital	4 day		
Mortality outcome	by AOX <input checked="" type="checkbox"/> Alive <input type="checkbox"/> Died		

Extra Info			
Co - Morbidities	epelipsy	Readmission	
Treatment outcome	<input checked="" type="checkbox"/> Excellent <input type="checkbox"/> Good <input type="checkbox"/> Fair <input type="checkbox"/> Poor		
Notes about the file			
Data Entry Date	2/1/2020		

ad 30/12  
Dis

8/3/1436  
22/3/ 36

10

### Toxic Epidermal Necrolysis (TEN)/Steven Johnson Syndrome (SJS) Epidemiology and Mortality Rate in KFSH

Patient name	[REDACTED]		
File NO.	[REDACTED]		
Gender	MALE { }	FEMALE { <input checked="" type="checkbox"/> }	
Diagnosis	SJS { }	SJS/TEN { }	TEN { <input checked="" type="checkbox"/> }
Year of Diagnosis	29/5/2018	Age	62 Y.O
Causative agents	DRUG { <input checked="" type="checkbox"/> } Carbamazepine... (tegretol)	Other	-
Management	IV IG + supportive care		
Duration of stay in hospital	8 days		
Mortality outcome	<input checked="" type="checkbox"/> Alive <input type="checkbox"/> Died		

Extra Info			
Co - Morbidities	BA, HTN	Readmission	-
Treatment outcome	<input checked="" type="checkbox"/> Excellent	<input type="checkbox"/> Good	<input type="checkbox"/> Fair <input type="checkbox"/> Poor
Notes about the file			
Data Entry Date	2/1/2020		

ad 14/9/39  
22/9/39