

Patient questionnaire

BEFORE telediagnosis

Name: [redacted] Date: [redacted]

Thank you for your willingness to participate in this research project. / You are about to undergo digital photographing and diagnosis over the internet by ophthalmologists who are retinal specialists at the University of Iowa. They will evaluate your photographs for signs of diabetic retinopathy, a complication of diabetes. This new technique is called 'telediagnosis'. Until telediagnosis was available, you could only be screened in an ophthalmologist's office with a dilated retinal exam.

Please give your best answer to the following questions

Circle where you expect the quality of the retinal exam to be better:

1 2 3 4 5
Ophthalmologist's office Telediagnosis

Circle which retinal exam you prefer:

1 2 3 4 5
Ophthalmologist's office Telediagnosis

- Do you expect the camera flashlight to bother you
Do you expect the pupil dilating drops to bother you
In the past five years have you been examined by an ophthalmologist
Do you currently carry health insurance
In some cases the photographs can only be made if your pupils are dilated with a drop. Were you aware of this?

Patient questionnaire

AFTER telediagnosis results have been discussed

Name: [redacted] Date: [redacted]

Circle your satisfaction with digital photography of your retina

1 2 3 4 5
Terrible Very good

Circle where you think the retinal exam is better:

1 2 3 4 5
Ophthalmologist's office Telediagnosis

Circle which retinal exam you prefer now:

1 2 3 4 5
Ophthalmologist's office Telediagnosis

- Did the camera flashlight bother you
Did the pupil dilating drops bother you

After form is completed, please enter into Excel spreadsheet or send to:
Dr. Michael D. Abramoff, MD, PhD
Department of Ophthalmology and Visual Sciences
PFP 11290C
University of Iowa Hospitals and Clinics
200 Hawkins, Iowa City, IA 52242
Tel (319) 384 5833, fax: (319) 353 7996

Patient questionnaire
BEFORE telediagnosis

Name: [redacted] Date: [redacted]

Thank you for your willingness to participate in this research project.
You are about to undergo digital photographing and diagnosis over the internet by ophthalmologists who are retinal specialists at the University of Iowa. They will evaluate your photographs for signs of diabetic retinopathy, a complication of diabetes. This new technique is called 'telediagnosis'. Until telediagnosis was available, you could only be screened in an ophthalmologist's office with a dilated retinal exam.

Please give your best answer to the following questions

Circle where you expect the quality of the retinal exam to be better:

1 2 3 4 5
Ophthalmologist's office Telediagnosis

Circle which retinal exam you prefer:

1 2 3 4 5
Ophthalmologist's office Telediagnosis

- yes no Do you expect the camera flashlight to bother you
- yes no Do you expect the pupil dilating drops to bother you
- yes no In the past five years have you been examined by an ophthalmologist
- yes no Do you currently carry health insurance
- yes no In some cases the photographs can only be made if your pupils are dilated with a drop. Were you aware of this?

Patient questionnaire

Name: [redacted] Date: [redacted] diagnosis results have been discussed

Circle your satisfaction with digital photography of your retina

1 2 3 4 5
Terrible Very good

Circle where you think the retinal exam is better:

1 2 3 4 5
Ophthalmologist's office Telediagnosis

Circle which retinal exam you prefer now:

1 2 3 4 5
Ophthalmologist's office Telediagnosis

- yes no Did the camera flashlight bother you
- yes no Did the pupil dilating drops bother you

After form is completed, please enter into Excel spreadsheet or send to:
Dr. Michael D. Abramoff, MD, PhD
Department of Ophthalmology and Visual Sciences
PFP 11290C
University of Iowa Hospitals and Clinics
200 Hawkins, Iowa City, IA 52242
Tel (319) 384 5833, fax: (319) 353 7996

Patient questionnaire

BEFORE telediagnosis

Name: [redacted]

Date: [redacted]

Thank you for your willingness to participate in this research project.

You are about to undergo digital photographing and diagnosis over the internet by ophthalmologists who are retinal specialists at the University of Iowa. They will evaluate your photographs for signs of diabetic retinopathy, a complication of diabetes. This new technique is called 'telediagnosis'. Until telediagnosis was available, you could only be screened in an ophthalmologist's office with a dilated retinal exam.

Please give your best answer to the following questions

Circle where you expect the quality of the retinal exam to be better:

1 2 3 4 5
Ophthalmologist's office Telediagnosis

Circle which retinal exam you prefer:

1 2 3 4 5
Ophthalmologist's office Telediagnosis

- yes no Do you expect the camera flashlight to bother you
yes no Do you expect the pupil dilating drops to bother you
yes no In the past five years have you been examined by an ophthalmologist
yes no Do you currently carry health insurance
yes no In some cases the photographs can only be made if your pupils are dilated with a drop. Were you aware of this?

Patient questionnaire

BEFORE telediagnosis results have been discussed

Name: [redacted]

Date: [redacted]

Circle your satisfaction with digital photography of your retina

1 2 3 4 5
Terrible Very good

Circle where you think the retinal exam is better:

1 2 3 4 5
Ophthalmologist's office Telediagnosis

Circle which retinal exam you prefer now:

1 2 3 4 5
Ophthalmologist's office Telediagnosis

- yes no Did the camera flashlight bother you
yes no Did the pupil dilating drops bother you

After form is completed, please enter into Excel spreadsheet or send to:

Dr. Michael D. Abramoff, MD, PhD
Department of Ophthalmology and Visual Sciences
PPF 11290C
University of Iowa Hospitals and Clinics
200 Hawkins, Iowa City, IA 52242
Tel (319) 384 5833, fax: (319) 353 7996

Patient questionnaire
BEFORE telediagnosis

Name: [redacted] Date: [redacted]

Thank you for your willingness to participate in this research project.
You are about to undergo digital photographing and diagnosis over the internet by ophthalmologists who are retinal specialists at the University of Iowa. They will evaluate your photographs for signs of diabetic retinopathy, a complication of diabetes. This new technique is called 'telediagnosis'. Until telediagnosis was available, you could only be screened in an ophthalmologist's office with a dilated retinal exam.

Please give your best answer to the following questions

Circle where you expect the quality of the retinal exam to be better:

1 2 3 4 5
Ophthalmologist's office Telediagnosis

Circle which retinal exam you prefer:

1 2 3 4 5
Ophthalmologist's office Telediagnosis

- yes no Do you expect the camera flashlight to bother you
- yes no Do you expect the pupil dilating drops to bother you
- yes no In the past five years have you been examined by an ophthalmologist
- yes no Do you currently carry health insurance
- yes no In some cases the photographs can only be made if your pupils are dilated with a drop. Were you aware of this?

Patient questionnaire

Name: [redacted] Date: [redacted]

Circle your satisfaction with digital photography of your retina

1 2 3 4 5
Terrible Very good

Circle where you think the retinal exam is better:

1 2 3 4 5
Ophthalmologist's office Telediagnosis

Circle which retinal exam you prefer now:

1 2 3 4 5
Ophthalmologist's office Telediagnosis

- yes no Did the camera flashlight bother you
- yes no Did the pupil dilating drops bother you

After form is completed, please enter into Excel spreadsheet or send to:
Dr. Michael D. Abramoff, MD, PhD
Department of Ophthalmology and Visual Sciences
PFP 11290C
University of Iowa Hospitals and Clinics
200 Hawkins, Iowa City, IA 52242
Tel (319) 384 5833, fax: (319) 353 7996

Patient questionnaire
BEFORE telediagnosis

Name: [redacted] Date: [redacted]

Thank you for your willingness to participate in this research project. You are about to undergo digital photographing and diagnosis over the internet by ophthalmologists who are retinal specialists at the University of Iowa. They will evaluate your photographs for signs of diabetic retinopathy, a complication of diabetes. This new technique is called 'telediagnosis'. Until telediagnosis was available, you could only be screened in an ophthalmologist's office with a dilated retinal exam.

Please give your best answer to the following questions

Circle where you expect the quality of the retinal exam to be better:

1 2 3 4 5
Ophthalmologist's office Telediagnosis

Circle which retinal exam you prefer:

1 2 3 4 5
Ophthalmologist's office Telediagnosis

- yes no Do you expect the camera flashlight to bother you
- yes no Do you expect the pupil dilating drops to bother you
- yes no In the past five years have you been examined by an ophthalmologist
- yes no Do you currently carry health insurance
- yes no In some cases the photographs can only be made if your pupils are dilated with a drop. Were you aware of this?

Patient questionnaire

AFTER telediagnosis results have been discussed

Name: [redacted] Date: [redacted]

Circle your satisfaction with digital photography of your retina

1 2 3 4 5
Terrible Very good

Circle where you think the retinal exam is better:

1 2 3 4 5
Ophthalmologist's office Telediagnosis

Circle which retinal exam you prefer now:

1 2 3 4 5
Ophthalmologist's office Telediagnosis

- yes no Did the camera flashlight bother you
- yes no Did the pupil dilating drops bother you

After form is completed, please enter into Excel spreadsheet or send to:

Dr. Michael D. Abramoff, MD, PhD
Department of Ophthalmology and Visual Sciences
PFF 11290C
University of Iowa Hospitals and Clinics
200 Hawkins, Iowa City, IA 52242
Tel (319) 384 5833, fax: (319) 353 7996

Patient questionnaire

ORE telediagnosis

Name:

Date:

Thank you for your willingness to participate in this research project.

You are about to undergo digital photographing and diagnosis over the internet by ophthalmologists who are retinal specialists at the University of Iowa. They will evaluate your photographs for signs of diabetic retinopathy, a complication of diabetes. This new technique is called 'telediagnosis'. Until telediagnosis was available, you could only be screened in an ophthalmologist's office with a dilated retinal exam.

Please give your best answer to the following questions

Circle where you expect the quality of the retinal exam to be better:

1 2 3 4 5
Ophthalmologist's office Telediagnosis

Circle which retinal exam you prefer:

1 2 3 4 5
Ophthalmologist's office Telediagnosis

- checkbox yes no Do you expect the camera flashlight to bother you
checkbox yes no Do you expect the pupil dilating drops to bother you
checkbox yes no In the past five years have you been examined by an ophthalmologist
checkbox yes no Do you currently carry health insurance
checkbox yes no In some cases the photographs can only be made if your pupils are dilated with a drop. Were you aware of this?

Patient questionnaire

AFTER telediagnosis results have been discussed

Name:

Date:

Circle your satisfaction with digital photography of your retina

1 2 3 4 5
Terrible Very good

Circle where you think the retinal exam is better:

1 2 3 4 5
Ophthalmologist's office Telediagnosis

Circle which retinal exam you prefer now:

1 2 3 4 5
Ophthalmologist's office Telediagnosis

- checkbox yes no Did the camera flashlight bother you
checkbox yes no Did the pupil dilating drops bother you

After form is completed, please enter into Excel spreadsheet or send to:

Dr. Michael D. Abramoff, MD, PhD
Department of Ophthalmology and Visual Sciences
PPF 11290C
University of Iowa Hospitals and Clinics
200 Hawkins, Iowa City, IA 52242
Tel (319) 384 5833, fax: (319) 353 7996

Patient questionnaire

BEFORE telediagnosis

Name: [redacted]

Date: [redacted]

Thank you for your willingness to participate in this research project.

You are about to undergo digital photographing and diagnosis over the internet by ophthalmologists who are retinal specialists at the University of Iowa. They will evaluate your photographs for signs of diabetic retinopathy, a complication of diabetes. This new technique is called 'telediagnosis'. Until telediagnosis was available, you could only be screened in an ophthalmologist's office with a dilated retinal exam.

Please give your best answer to the following questions

Circle where you expect the quality of the retinal exam to be better:

1 2 3 4 5
Ophthalmologist's office Telediagnosis

Circle which retinal exam you prefer:

1 2 3 4 5
Ophthalmologist's office Telediagnosis

- Do you expect the camera flashlight to bother you
Do you expect the pupil dilating drops to bother you
In the past five years have you been examined by an ophthalmologist
Do you currently carry health insurance
In some cases the photographs can only be made if your pupils are dilated with a drop. Were you aware of this?

Patient questionnaire

telediagnosis results have been discussed

Name: [redacted]

Date: [redacted]

Circle your satisfaction with digital photography of your retina

1 2 3 4 5
Terrible Very good

Circle where you think the retinal exam is better:

1 2 3 4 5
Ophthalmologist's office Telediagnosis

Circle which retinal exam you prefer now:

1 2 3 4 5
Ophthalmologist's office Telediagnosis

- Did the camera flashlight bother you
Did the pupil dilating drops bother you

After form is completed, please enter into Excel spreadsheet or send to:

Dr. Michael D. Abramoff, MD, PhD
Department of Ophthalmology and Visual Sciences
PPF 11290C
University of Iowa Hospitals and Clinics
200 Hawkins, Iowa City, IA 52242
Tel (319) 384 5833, fax: (319) 353 7996

Patient questionnaire

PPFP 11290C telediagnosis

Name: [redacted] Date: [redacted]

Thank you for your willingness to participate in this research project.

You are about to undergo digital photographing and diagnosis over the internet by ophthalmologists who are retinal specialists at the University of Iowa. They will evaluate your photographs for signs of diabetic retinopathy, a complication of diabetes. This new technique is called 'telediagnosis'. Until telediagnosis was available, you could only be screened in an ophthalmologist's office with a dilated retinal exam.

Please give your best answer to the following questions

Circle where you expect the quality of the retinal exam to be better:

1 2 3 4 5
Ophthalmologist's office Telediagnosis

Circle which retinal exam you prefer:

1 2 3 4 5
Ophthalmologist's office Telediagnosis

- checkbox yes/no Do you expect the camera flashlight to bother you
checkbox yes/no Do you expect the pupil dilating drops to bother you
checkbox yes/no In the past five years have you been examined by an ophthalmologist
checkbox yes/no Do you currently carry health insurance
checkbox yes/no In some cases the photographs can only be made if your pupils are dilated with a drop. Were you aware of this?

Patient questionnaire

is results have been discussed

Name: [redacted] Date: [redacted]

Circle your satisfaction with digital photography of your retina

1 2 3 4 5
Terrible Very good

Circle where you think the retinal exam is better:

1 2 3 4 5
Ophthalmologist's office Telediagnosis

Circle which retinal exam you prefer now:

1 2 3 4 5
Ophthalmologist's office Telediagnosis

- checkbox yes/no Did the camera flashlight bother you
checkbox yes/no Did the pupil dilating drops bother you

After form is completed, please enter into Excel spreadsheet or send to:

Dr. Michael D. Abramoff, MD, PhD
Department of Ophthalmology and Visual Sciences
PPF 11290C
University of Iowa Hospitals and Clinics
200 Hawkins, Iowa City, IA 52242
Tel (319) 384 5833, fax: (319) 353 7996

Patient questionnaire
BEFORE telediagnosis

Name: [redacted]

Date: [redacted]

Thank you for your willingness to participate in this research project. You are about to undergo digital photographing and diagnosis over the internet by ophthalmologists who are retinal specialists at the University of Iowa. They will evaluate your photographs for signs of diabetic retinopathy, a complication of diabetes. This new technique is called 'telediagnosis'. Until telediagnosis was available, you could only be screened in an ophthalmologist's office with a dilated retinal exam.

Please give your best answer to the following questions

Circle where you expect the quality of the retinal exam to be better:

1 2 3 4 5
Ophthalmologist's office Telediagnosis

Circle which retinal exam you prefer:

1 2 3 4 5
Ophthalmologist's office Telediagnosis

- yes no Do you expect the camera flashlight to bother you
- yes no Do you expect the pupil dilating drops to bother you
- yes no In the past five years have you been examined by an ophthalmologist
- yes no Do you currently carry health insurance
- yes no In some cases the photographs can only be made if your pupils are dilated with a drop. Were you aware of this?

Patient questionnaire

AFTER telediagnosis results have been discussed

Name: [redacted]

Date: [redacted]

Circle your satisfaction with digital photography of your retina

1 2 3 4 5
Terrible Very good

Circle where you think the retinal exam is better:

1 2 3 4 5
Ophthalmologist's office Telediagnosis

Circle which retinal exam you prefer now:

1 2 3 4 5
Ophthalmologist's office Telediagnosis

- yes no Did the camera flashlight bother you
- yes no Did the pupil dilating drops bother you

After form is completed, please enter into Excel spreadsheet or send to:
Dr. Michael D. Abramoff, MD, PhD
Department of Ophthalmology and Visual Sciences
PFP 11290C
University of Iowa Hospitals and Clinics
200 Hawkins, Iowa City, IA 52242
Tel (319) 384 5833, fax: (319) 353 7996

Patient questionnaire

FORE telediagnosis

Name: [redacted] Date: [redacted]

Thank you for your willingness to participate in this research project.

You are about to undergo digital photographing and diagnosis over the internet by ophthalmologists who are retinal specialists at the University of Iowa. They will evaluate your photographs for signs of diabetic retinopathy, a complication of diabetes. This new technique is called 'telediagnosis'. Until telediagnosis was available, you could only be screened in an ophthalmologist's office with a dilated retinal exam.

Please give your best answer to the following questions

Circle where you expect the quality of the retinal exam to be better:

1 2 3 4 5
Ophthalmologist's office Telediagnosis

Circle which retinal exam you prefer:

1 2 3 4 5
Ophthalmologist's office Telediagnosis

- Do you expect the camera flashlight to bother you
Do you expect the pupil dilating drops to bother you
In the past five years have you been examined by an ophthalmologist
Do you currently carry health insurance
In some cases the photographs can only be made if your pupils are dilated with a drop. Were you aware of this?

Patient questionnaire

gnosis results have been discussed

Name: [redacted] Date: [redacted]

Circle your satisfaction with digital photography of your retina

1 2 3 4 5
Terrible Very good

Circle where you think the retinal exam is better:

1 2 3 4 5
Ophthalmologist's office Telediagnosis

Circle which retinal exam you prefer now:

1 2 3 4 5
Ophthalmologist's office Telediagnosis

- Did the camera flashlight bother you
Did the pupil dilating drops bother you

After form is completed, please enter into Excel spreadsheet or send to:
Dr. Michael D. Abramoff, MD, PhD
Department of Ophthalmology and Visual Sciences
PPF 11290C
University of Iowa Hospitals and Clinics
200 Hawkins, Iowa City, IA 52242
Tel (319) 384 5833, fax: (319) 353 7996

Patient questionnaire

DRE telediagnosis

Name: [redacted] Date: [redacted]

Thank you for your willingness to participate in this research project. You are about to undergo digital photographing and diagnosis over the internet by ophthalmologists who are retinal specialists at the University of Iowa. They will evaluate your photographs for signs of diabetic retinopathy, a complication of diabetes. This new technique is called 'telediagnosis'. Until telediagnosis was available, you could only be screened in an ophthalmologist's office with a dilated retinal exam.

Please give your best answer to the following questions

Circle where you expect the quality of the retinal exam to be better:

1 2 3 4 5
Ophthalmologist's office Telediagnosis

Circle which retinal exam you prefer:

1 2 3 4 5
Ophthalmologist's office Telediagnosis

- checkbox yes no Do you expect the camera flashlight to bother you
checkbox yes no Do you expect the pupil dilating drops to bother you
checkbox yes no In the past five years have you been examined by an ophthalmologist
checkbox yes no Do you currently carry health insurance
checkbox yes no In some cases the photographs can only be made if your pupils are dilated with a drop. Were you aware of this?

Patient questionnaire

AFTER telediagnosis results have been discussed

Name: _____ Date: _____

Circle your satisfaction with digital photography of your retina

1 2 3 4 5
Terrible Very good

Circle where you think the retinal exam is better:

1 2 3 4 5
Ophthalmologist's office Telediagnosis

Circle which retinal exam you prefer now:

1 2 3 4 5
Ophthalmologist's office Telediagnosis

- checkbox yes no Did the camera flashlight bother you
checkbox yes no Did the pupil dilating drops bother you

After form is completed, please enter into Excel spreadsheet or send to:

Dr. Michael D. Abramoff, MD, PhD
Department of Ophthalmology and Visual Sciences
PFP 11290C
University of Iowa Hospitals and Clinics
200 Hawkins, Iowa City, IA 52242
Tel (319) 384 5833, fax: (319) 353 7996



Patient questionnaire

BEFORE telediagnosis

Name: _____ Date: _____

Thank you for your willingness to participate in this research project.

You are about to undergo digital photographing and diagnosis over the internet by ophthalmologists who are retinal specialists at the University of Iowa. They will evaluate your photographs for signs of diabetic retinopathy, a complication of diabetes. This new technique is called 'telediagnosis'. Until telediagnosis was available, you could only be screened in an ophthalmologist's office with a dilated retinal exam.

Please give your best answer to the following questions

Circle where you expect the quality of the retinal exam to be better:

1 2 3 4 5
Ophthalmologist's office Telediagnosis

Circle which retinal exam you prefer:

1 2 3 4 5
Ophthalmologist's office Telediagnosis

- yes no Do you expect the camera flashlight to bother you
- yes no Do you expect the pupil dilating drops to bother you
- yes no In the past five years have you been examined by an ophthalmologist
- yes no Do you currently carry health insurance
- yes no In some cases the photographs can only be made if your pupils are dilated with a drop. Were you aware of this?

Patient questionnaire

AFTER telediagnosis results have been discussed

Name: _____ Date: _____

Circle your satisfaction with digital photography of your retina

1 2 3 4 5
Terrible Very good

Circle where you think the retinal exam is better:

1 2 3 4 5
Ophthalmologist's office Telediagnosis

Circle which retinal exam you prefer now:

1 2 3 4 5
Ophthalmologist's office Telediagnosis

- yes no Did the camera flashlight bother you
- yes no Did the pupil dilating drops bother you

After form is completed, please enter into Excel spreadsheet or send to:

Dr. Michael D. Abramoff, MD, PhD
Department of Ophthalmology and Visual Sciences
PFF 11290C
University of Iowa Hospitals and Clinics
200 Hawkins, Iowa City, IA 52242
Tel (319) 384 5833, fax: (319) 353 7996

Patient questionnaire
BEFORE telediagnosis

Name: [redacted] Date: [redacted]

Thank you for your willingness to participate in this research. You are about to undergo digital photographing and diagnosis over the internet by ophthalmologists who are retinal specialists at the University of Iowa. They will evaluate your photographs for signs of diabetic retinopathy, a complication of diabetes. This new technique is called 'telediagnosis'. Until telediagnosis was available, you could only be screened in an ophthalmologist's office with a dilated retinal exam.

Please give your best answer to the following questions

Circle where you expect the quality of the retinal exam to be better:

1 2 3 4 5
Ophthalmologist's office Telediagnosis

Circle which retinal exam you prefer:

1 2 3 4 5
Ophthalmologist's office Telediagnosis

- yes no Do you expect the camera flashlight to bother you
- yes no Do you expect the pupil dilating drops to bother you
- yes no In the past five years have you been examined by an ophthalmologist
- yes no Do you currently carry health insurance
- yes no In some cases the photographs can only be made if your pupils are dilated with a drop. Were you aware of this?

Patient questionnaire

telediagnosis results have been discussed

Name: [redacted] Date: [redacted]

Circle your satisfaction with digital photography of your retina

1 2 3 4 5
Terrible Very good

Circle where you think the retinal exam is better:

1 2 3 4 5
Ophthalmologist's office Telediagnosis

Circle which retinal exam you prefer now:

1 2 3 4 5
Ophthalmologist's office Telediagnosis

- yes no Did the camera flashlight bother you
- yes no Did the pupil dilating drops bother you

After form is completed, please enter into Excel spreadsheet or send to:

Dr. Michael D. Abramoff, MD, PhD
Department of Ophthalmology and Visual Sciences
PFP 11290C
University of Iowa Hospitals and Clinics
200 Hawkins, Iowa City, IA 52242
Tel (319) 384 5833, fax: (319) 353 7996

Patient questionnaire
BEFORE telediagnosis

Name

Date:

Thank you for your willingness to participate in this research project.

You are about to undergo digital photographing and diagnosis over the internet by ophthalmologists who are retinal specialists at the University of Iowa. They will evaluate your photographs for signs of diabetic retinopathy, a complication of diabetes. This new technique is called 'telediagnosis'. Until telediagnosis was available, you could only be screened in an ophthalmologist's office with a dilated retinal exam.

Please give your best answer to the following questions

Circle where you expect the quality of the retinal exam to be better:

1 2 3 4 5
Ophthalmologist's office Telediagnosis

Circle which retinal exam you prefer:

1 2 3 4 5
Ophthalmologist's office Telediagnosis

- yes no Do you expect the camera flashlight to bother you
- yes no Do you expect the pupil dilating drops to bother you
- yes no In the past five years have you been examined by an ophthalmologist
- yes no Do you currently carry health insurance
- yes no In some cases the photographs can only be made if your pupils are dilated with a drop. Were you aware of this?

Patient questionnaire
AFTER telediagnosis results have been discussed

Name:

Date:

Circle your satisfaction with digital photography of your retina

1 2 3 4 5
Terrible Very good

Circle where you think the retinal exam is better:

1 2 3 4 5
Ophthalmologist's office Telediagnosis

Circle which retinal exam you prefer now:

1 2 3 4 5
Ophthalmologist's office Telediagnosis

- yes no Did the camera flashlight bother you
- yes no e pupil dilating drops bother you

After form is completed, please enter into Excel spreadsheet or send to:

Dr. Michael D. Abramoff, MD, PhD
Department of Ophthalmology and Visual Sciences
PFP 11290C
University of Iowa Hospitals and Clinics
200 Hawkins, Iowa City, IA 52242
Tel (319) 384 5833, fax: (319) 353 7996

Patient questionnaire

BEFORE telediagnosis

Name: [redacted] Date: [redacted]

Thank you for your willingness to participate in this research project.

You are about to undergo digital photographing and diagnosis over the internet by ophthalmologists who are retinal specialists at the University of Iowa. They will evaluate your photographs for signs of diabetic retinopathy, a complication of diabetes. This new technique is called 'telediagnosis'. Until telediagnosis was available, you could only be screened in an ophthalmologist's office with a dilated retinal exam.

Please give your best answer to the following questions

Circle where you expect the quality of the retinal exam to be better:

1 2 3 4 5
Ophthalmologist's office Telediagnosis

Circle which retinal exam you prefer:

1 2 3 4 5
Ophthalmologist's office Telediagnosis

- yes no Do you expect the camera flashlight to bother you
yes no Do you expect the pupil dilating drops to bother you
yes no In the past five years have you been examined by an ophthalmologist
yes no Do you currently carry health insurance
yes no In some cases the photographs can only be made if your pupils are dilated with a drop. Were you aware of this?

Patient questionnaire

AFTER telediagnosis results have been discussed

Name: [redacted] Date: [redacted]

Circle your satisfaction with digital photography of your retina

1 2 3 4 5
Terrible Very good

Circle where you think the retinal exam is better:

1 2 3 4 5
Ophthalmologist's office Telediagnosis

Circle which retinal exam you prefer now:

1 2 3 4 5
Ophthalmologist's office Telediagnosis

- yes no Did the camera flashlight bother you
yes no Did the pupil dilating drops bother you

After form is completed, please enter into Excel spreadsheet or send to:

Dr. Michael D. Abramoff, MD, PhD
Department of Ophthalmology and Visual Sciences
PFP 11290C
University of Iowa Hospitals and Clinics
200 Hawkins, Iowa City, IA 52242
Tel (319) 384 5833, fax: (319) 353 7996

Patient questionnaire

BEFORE telediagnosis

Name: [redacted] Date: [redacted]

Thank you for your willingness to participate in this research project.

You are about to undergo digital photographing and diagnosis over the internet by ophthalmologists who are retinal specialists at the University of Iowa. They will evaluate your photographs for signs of diabetic retinopathy, a complication of diabetes. This new technique is called 'telediagnosis'. Until telediagnosis was available, you could only be screened in an ophthalmologist's office with a dilated retinal exam.

Please give your best answer to the following questions

Circle where you expect the quality of the retinal exam to be better:

1 2 3 4 5
Ophthalmologist's office Telediagnosis

Circle which retinal exam you prefer:

1 2 3 4 5
Ophthalmologist's office Telediagnosis

- checkbox yes/no Do you expect the camera flashlight to bother you
checkbox yes/no Do you expect the pupil dilating drops to bother you
checkbox yes/no In the past five years have you been examined by an ophthalmologist
checkbox yes/no Do you currently carry health insurance
checkbox yes/no In some cases the photographs can only be made if your pupils are dilated with a drop. Were you aware of this?

Patient questionnaire

ER telediagnosis results have been discussed

Name: [redacted] Date: [redacted]

Circle your satisfaction with digital photography of your retina

1 2 3 4 5
Terrible Very good

Circle where you think the retinal exam is better:

1 2 3 4 5
Ophthalmologist's office Telediagnosis

Circle which retinal exam you prefer now:

1 2 3 4 5
Ophthalmologist's office Telediagnosis

- checkbox yes/no Did the camera flashlight bother you
checkbox yes/no Did the pupil dilating drops bother you

After form is completed, please enter into Excel spreadsheet or send to:

Dr. Michael D. Abramoff, MD, PhD
Department of Ophthalmology and Visual Sciences
PFP 11290C
University of Iowa Hospitals and Clinics
200 Hawkins, Iowa City, IA 52242
Tel (319) 384 5833, fax: (319) 353 7996

Patient questionnaire
BEFORE telediagnosis

Name: [redacted] Date: [redacted]

Thank you for your willingness to participate in this research project. You are about to undergo digital photographing and diagnosis over the internet by ophthalmologists who are retinal specialists at the University of Iowa. They will evaluate your photographs for signs of diabetic retinopathy, a complication of diabetes. This new technique is called 'telediagnosis'. Until telediagnosis was available, you could only be screened in an ophthalmologist's office with a dilated retinal exam.

Please give your best answer to the following questions

Circle where you expect the quality of the retinal exam to be better:

1 2 3 4 5
Ophthalmologist's office Telediagnosis

Circle which retinal exam you prefer:

1 2 3 4 5
Ophthalmologist's office Telediagnosis

- yes no Do you expect the camera flashlight to bother you
- yes no Do you expect the pupil dilating drops to bother you
- yes no In the past five years have you been examined by an ophthalmologist
- yes no Do you currently carry health insurance
- yes no In some cases the photographs can only be made if your pupils are dilated with a drop. Were you aware of this?

Patient questionnaire

Diagnosis results have been discussed

Name: [redacted] Date: [redacted]

Circle your satisfaction with digital photography of your retina

1 2 3 4 5
Terrible Very good

Circle where you think the retinal exam is better:

1 2 3 4 5
Ophthalmologist's office Telediagnosis

Circle which retinal exam you prefer now:

1 2 3 4 5
Ophthalmologist's office Telediagnosis

- yes no Did the camera flashlight bother you
- yes no Did the pupil dilating drops bother you

After form is completed, please enter into Excel spreadsheet or send to:
Dr. Michael D. Abramoff, MD, PhD
Department of Ophthalmology and Visual Sciences
PFP 11290C
University of Iowa Hospitals and Clinics
200 Hawkins, Iowa City, IA 52242
Tel (319) 384 5833, fax: (319) 353 7996



Patient questionnaire

BEFORE telediagnosis

Name: [redacted]

Date: [redacted]

Thank you for your willingness to participate in this research project.

You are about to undergo digital photographing and diagnosis over the internet by ophthalmologists who are retinal specialists at the University of Iowa. They will evaluate your photographs for signs of diabetic retinopathy, a complication of diabetes. This new technique is called 'telediagnosis'. Until telediagnosis was available, you could only be screened in an ophthalmologist's office with a dilated retinal exam.

Please give your best answer to the following questions

Circle where you expect the quality of the retinal exam to be better:

1 2 3 4 5
Ophthalmologist's office Telediagnosis

Circle which retinal exam you prefer:

1 2 3 4 5
Ophthalmologist's office Telediagnosis

- Do you expect the camera flashlight to bother you
Do you expect the pupil dilating drops to bother you
In the past five years have you been examined by an ophthalmologist
Do you currently carry health insurance
In some cases the photographs can only be made if your pupils are dilated with a drop. Were you aware of this?

Patient questionnaire

diagnosis results have been discussed

Name: [redacted]

Date: [redacted]

Circle your satisfaction with digital photography of your retina

1 2 3 4 5
Terrible Very good

Circle where you think the retinal exam is better:

1 2 3 4 5
Ophthalmologist's office Telediagnosis

Circle which retinal exam you prefer now:

1 2 3 4 5
Ophthalmologist's office Telediagnosis

- Did the camera flashlight bother you
Did the pupil dilating drops bother you

After form is completed, please enter into Excel spreadsheet or send to:

Dr. Michael D. Abramoff, MD, PhD
Department of Ophthalmology and Visual Sciences
PFP 11290C
University of Iowa Hospitals and Clinics
200 Hawkins, Iowa City, IA 52242
Tel (319) 384 5833, fax: (319) 353 7996

Patient questionnaire

BEFORE telediagnosis

Name: [redacted] Date: [redacted]

Thank you for your willingness to participate in this research project. You are about to undergo digital photographing and diagnosis over the internet by ophthalmologists who are retinal specialists at the University of Iowa. They will evaluate your photographs for signs of diabetic retinopathy, a complication of diabetes. This new technique is called 'telediagnosis'. Until telediagnosis was available, you could only be screened in an ophthalmologist's office with a dilated retinal exam.

Please give your best answer to the following questions

Circle where you expect the quality of the retinal exam to be better:

1 2 3 4 5
Ophthalmologist's office Telediagnosis

Circle which retinal exam you prefer:

1 2 3 4 5
Ophthalmologist's office Telediagnosis

- Do you expect the camera flashlight to bother you
Do you expect the pupil dilating drops to bother you
In the past five years have you been examined by an ophthalmologist
Do you currently carry health insurance
In some cases the photographs can only be made if your pupils are dilated with a drop. Were you aware of this?

Patient questionnaire

AFTER telediagnosis results have been discussed

Name: _____ Date: _____

Circle your satisfaction with digital photography of your retina
1 2 3 4 5
Terrible Very good

Circle where you think the retinal exam is better:

1 2 3 4 5
Ophthalmologist's office Telediagnosis

Circle which retinal exam you prefer now:

1 2 3 4 5
Ophthalmologist's office Telediagnosis

- Did the camera flashlight bother you
Did the pupil dilating drops bother you

After form is completed, please enter into Excel spreadsheet or send to:

Dr. Michael D. Abramoff, MD, PhD
Department of Ophthalmology and Visual Sciences
PPF 11290C
University of Iowa Hospitals and Clinics
200 Hawkins, Iowa City, IA 52242
Tel (319) 384 5833, fax: (319) 353 7996

Patient questionnaire
BEFORE telediagnosis

Name: [redacted]

Date: [redacted]

Thank you for your willingness to participate in this research project.

You are about to undergo digital photographing and diagnosis over the internet by ophthalmologists who are retinal specialists at the University of Iowa. They will evaluate your photographs for signs of diabetic retinopathy, a complication of diabetes. This new technique is called 'telediagnosis'. Until telediagnosis was available, you could only be screened in an ophthalmologist's office with a dilated retinal exam.

Please give your best answer to the following questions

Circle where you expect the quality of the retinal exam to be better:

1 2 3 4 5
Ophthalmologist's office Telediagnosis

Circle which retinal exam you prefer:

1 2 3 4 5
Ophthalmologist's office Telediagnosis

- yes no Do you expect the camera flashlight to bother you
- yes no Do you expect the pupil dilating drops to bother you
- yes no In the past five years have you been examined by an ophthalmologist
- yes no Do you currently carry health insurance
- yes no In some cases the photographs can only be made if your pupils are dilated with a drop. Were you aware of this?

Patient questionnaire
AFTER telediagnosis results have been discussed

Name: _____

Date: _____

Circle your satisfaction with digital photography of your retina

1 2 3 4 5
Terrible Very good

Circle where you think the retinal exam is better:

1 2 3 4 5
Ophthalmologist's office Telediagnosis

Circle which retinal exam you prefer now:

1 2 3 4 5
Ophthalmologist's office Telediagnosis

- yes no Did the camera flashlight bother you
- yes no Pupil dilating drops bother you

After form is completed, please enter into Excel spreadsheet or send to:

Dr. Michael D. Abramoff, MD, PhD
Department of Ophthalmology and Visual Sciences
PPF 11290C
University of Iowa Hospitals and Clinics
200 Hawkins, Iowa City, IA 52242
Tel (319) 384 5833, fax: (319) 353 7996

Patient questionnaire

BEFORE telediagnosis

Name: [redacted] Date: [redacted]

Thank you for your willingness to participate in this research project.

You are about to undergo digital photographing and diagnosis over the internet by ophthalmologists who are retinal specialists at the University of Iowa. They will evaluate your photographs for signs of diabetic retinopathy, a complication of diabetes. This new technique is called 'telediagnosis'. Until telediagnosis was available, you could only be screened in an ophthalmologist's office with a dilated retinal exam.

Please give your best answer to the following questions

Circle where you expect the quality of the retinal exam to be better:

1 2 3 4 5
Ophthalmologist's office Telediagnosis

Circle which retinal exam you prefer:

1 2 3 4 5
Ophthalmologist's office Telediagnosis

- Do you expect the camera flashlight to bother you
Do you expect the pupil dilating drops to bother you
In the past five years have you been examined by an ophthalmologist
Do you currently carry health insurance
In some cases the photographs can only be made if your pupils are dilated with a drop. Were you aware of this?

Patient questionnaire

AFTER telediagnosis results have been discussed

Name: _____ Date: _____

Circle your satisfaction with digital photography of your retina

1 2 3 4 5
Terrible Very good

Circle where you think the retinal exam is better:

1 2 3 4 5
Ophthalmologist's office Telediagnosis

Circle which retinal exam you prefer now:

1 2 3 4 5
Ophthalmologist's office Telediagnosis

- Did the camera flashlight bother you
Did [redacted] ing drops bother you

After form is completed, please enter into Excel spreadsheet or send to:

Dr. Michael D. Abramoff, MD, PhD
Department of Ophthalmology and Visual Sciences
PPF 11290C
University of Iowa Hospitals and Clinics
200 Hawkins, Iowa City, IA 52242
Tel (319) 384 5833, fax: (319) 353 7996

Patient questionnaire
BEFORE telediagnosis

Name: _____

Date: _____

Thank you for your willingness to participate in this research project.

You are about to undergo digital photographing and diagnosis over the internet by ophthalmologists who are retinal specialists at the University of Iowa. They will evaluate your photographs for signs of diabetic retinopathy, a complication of diabetes. This new technique is called 'telediagnosis'. Until telediagnosis was available, you could only be screened in an ophthalmologist's office with a dilated retinal exam.

Please give your best answer to the following questions

Circle where you expect the quality of the retinal exam to be better:

1 2 3 (4) 5
Ophthalmologist's office Telediagnosis

Circle which retinal exam you prefer:

1 2 3 (4) 5
Ophthalmologist's office Telediagnosis

- yes no Do you expect the camera flashlight to bother you
- yes no Do you expect the pupil dilating drops to bother you
- yes no In the past five years have you been examined by an ophthalmologist
- yes no Do you currently carry health insurance
- yes no In some cases the photographs can only be made if your pupils are dilated with a drop. Were you aware of this?

Patient questionnaire

AFTER telediagnosis results have been discussed

Name: _____

Date: _____

Circle your satisfaction with digital photography of your retina

1 2 3 (4) 5
Terrible Very good

Circle where you think the retinal exam is better:

1 2 3 (4) 5
Ophthalmologist's office Telediagnosis

Circle which retinal exam you prefer now:

1 2 3 (4) 5
Ophthalmologist's office Telediagnosis

- yes no Did the camera flashlight bother you
- yes no Did the pupil dilating drops bother you

After form is completed, please enter into Excel spreadsheet or send to:
Dr. Michael D. Abramoff, MD, PhD
Department of Ophthalmology and Visual Sciences
PFP 11290C
University of Iowa Hospitals and Clinics
200 Hawkins, Iowa City, IA 52242
Tel (319) 384 5833, fax: (319) 353 7996

Patient questionnaire

BEFORE telediagnosis

Name: [redacted]

Date: [redacted]

Thank you for your willingness to participate in this research project.

You are about to undergo digital photographing and diagnosis over the internet by ophthalmologists who are retinal specialists at the University of Iowa. They will evaluate your photographs for signs of diabetic retinopathy, a complication of diabetes. This new technique is called 'telediagnosis'. Until telediagnosis was available, you could only be screened in an ophthalmologist's office with a dilated retinal exam.

Please give your best answer to the following questions

Circle where you expect the quality of the retinal exam to be better:

1 2 3 4 5
Ophthalmologist's office Telediagnosis

Circle which retinal exam you prefer:

1 2 3 4 5
Ophthalmologist's office Telediagnosis

- yes no Do you expect the camera flashlight to bother you
- yes no Do you expect the pupil dilating drops to bother you
- yes no In the past five years have you been examined by an ophthalmologist
- yes no Do you currently carry health insurance
- yes no In some cases the photographs can only be made if your pupils are dilated with a drop. Were you aware of this?

Patient questionnaire

telediagnosis results have been discussed

Name: [redacted]

Date: _____

Circle your satisfaction with digital photography of your retina

1 2 3 4 5
Terrible Very good

Circle where you think the retinal exam is better:

1 2 3 4 5
Ophthalmologist's office Telediagnosis

Circle which retinal exam you prefer now:

1 2 3 4 5
Ophthalmologist's office Telediagnosis

- yes no Did the camera flashlight bother you
- yes no Did the pupil dilating drops bother you

After form is completed, please enter into Excel spreadsheet or send to:

Dr. Michael D. Abramoff, MD, PhD
Department of Ophthalmology and Visual Sciences
PPF 11290C
University of Iowa Hospitals and Clinics
200 Hawkins, Iowa City, IA 52242
Tel (319) 384 5833, fax: (319) 353 7996

Patient questionnaire
BEFORE telediagnosis

Name: [redacted]

Date: [redacted]

Thank you for your willingness to participate in this research project.

You are about to undergo digital photographing and diagnosis over the internet by ophthalmologists who are retinal specialists at the University of Iowa. They will evaluate your photographs for signs of diabetic retinopathy, a complication of diabetes. This new technique is called 'telediagnosis'. Until telediagnosis was available, you could only be screened in an ophthalmologist's office with a dilated retinal exam.

Please give your best answer to the following questions

Circle where you expect the quality of the retinal exam to be better:

1 2 3 4 5
Ophthalmologist's office Telediagnosis

Circle which retinal exam you prefer:

1 2 3 4 5
Ophthalmologist's office Telediagnosis

- yes no Do you expect the camera flashlight to bother you
- yes no Do you expect the pupil dilating drops to bother you
- yes no In the past five years have you been examined by an ophthalmologist
- yes no Do you currently carry health insurance
- yes no In some cases the photographs can only be made if your pupils are dilated with a drop. Were you aware of this?

Patient questionnaire

AFTER telediagnosis results have been discussed

Name: [redacted]

Date: [redacted]

Circle your satisfaction with digital photography of your retina

1 2 3 4 5
Terrible Very good

Circle where you think the retinal exam is better:

1 2 3 4 5
Ophthalmologist's office Telediagnosis

Circle which retinal exam you prefer now:

1 2 3 4 5
Ophthalmologist's office Telediagnosis

- yes no Did the camera flashlight bother you
- yes no Did the pupil dilating drops bother you

After form is completed, please enter into Excel spreadsheet or send to:

Dr. Michael D. Abramoff, MD, PhD
Department of Ophthalmology and Visual Sciences
PFP 11290C
University of Iowa Hospitals and Clinics
200 Hawkins, Iowa City, IA 52242
Tel (319) 384 5833, fax: (319) 353 7996

Patient questionnaire
BEFORE telediagnosis



Name: _____ Date: _____

Thank you for your willingness to participate in this research project.
You are about to undergo digital photographing and diagnosis over the internet by ophthalmologists who are retinal specialists at the University of Iowa. They will evaluate your photographs for signs of diabetic retinopathy, a complication of diabetes. This new technique is called 'telediagnosis'. Until telediagnosis was available, you could only be screened in an ophthalmologist's office with a dilated retinal exam.

Please give your best answer to the following questions

Circle where you expect the quality of the retinal exam to be better:
1 2 3 4 5
Ophthalmologist's office Telediagnosis

Circle which retinal exam you prefer:
1 2 3 4 5
Ophthalmologist's office Telediagnosis

- yes no Do you expect the camera flashlight to bother you
- yes no Do you expect the pupil dilating drops to bother you
- yes no In the past five years have you been examined by an ophthalmologist
- yes no Do you currently carry health insurance
- yes no In some cases the photographs can only be made if your pupils are dilated with a drop. Were you aware of this?

Patient questionnaire
AFTER telediagnosis results have been discussed

Name: _____ Date: _____

Circle your satisfaction with digital photography of your retina
1 2 3 4 5
Terrible Very good

Circle where you think the retinal exam is better:
1 2 3 4 5
Ophthalmologist's office Telediagnosis

Circle which retinal exam you prefer now:
1 2 3 4 5
Ophthalmologist's office Telediagnosis

- yes no Did the camera flashlight bother you
- yes no Did the pupil dilating drops bother you

After form is completed, please enter into Excel spreadsheet or send to:
Dr. Michael D. Abramoff, MD, PhD
Department of Ophthalmology and Visual Sciences
PFP 11290C
University of Iowa Hospitals and Clinics
200 Hawkins, Iowa City, IA 52242
Tel (319) 384 5833, fax: (319) 353 7996



Patient questionnaire
BEFORE telediagnosis

Name: [redacted] Date: [redacted]

Thank you for your willingness to participate in this research project.
You are about to undergo digital photographing and diagnosis over the internet by ophthalmologists who are retinal specialists at the University of Iowa. They will evaluate your photographs for signs of diabetic retinopathy, a complication of diabetes. This new technique is called 'telediagnosis'. Until telediagnosis was available, you could only be screened in an ophthalmologist's office with a dilated retinal exam.

Please give your best answer to the following questions

Circle where you expect the quality of the retinal exam to be better:
1 2 3 4 5
Ophthalmologist's office Telediagnosis

Circle which retinal exam you prefer:
1 2 3 4 5
Ophthalmologist's office Telediagnosis

- yes no Do you expect the camera flashlight to bother you
- yes no Do you expect the pupil dilating drops to bother you
- yes no In the past five years have you been examined by an ophthalmologist
- yes no Do you currently carry health insurance
- yes no In some cases the photographs can only be made if your pupils are dilated with a drop. Were you aware of this?

Patient questionnaire

telediagnosis results have been discussed

Name: [redacted] Date: [redacted]

Circle your satisfaction with digital photography of your retina
1 2 3 4 5
Terrible Very good

Circle where you think the retinal exam is better:
1 2 3 4 5
Ophthalmologist's office Telediagnosis

Circle which retinal exam you prefer now:
1 2 3 4 5
Ophthalmologist's office Telediagnosis

- yes no Did the camera flashlight bother you
- yes no Did the pupil dilating drops bother you

After form is completed, please enter into Excel spreadsheet or send to:
Dr. Michael D. Abramoff, MD, PhD
Department of Ophthalmology and Visual Sciences
PFP 11290C
University of Iowa Hospitals and Clinics
200 Hawkins, Iowa City, IA 52242
Tel (319) 384 5833, fax: (319) 353 7996

Patient questionnaire
BEFORE telediagnosis

Name: _____ Date: _____

Thank you for your willingness to participate in this research project.

You are about to undergo digital photographing and diagnosis over the internet by ophthalmologists who are retinal specialists at the University of Iowa. They will evaluate your photographs for signs of diabetic retinopathy, a complication of diabetes. This new technique is called 'telediagnosis'. Until telediagnosis was available, you could only be screened in an ophthalmologist's office with a dilated retinal exam.

Please give your best answer to the following questions

Circle where you expect the quality of the retinal exam to be better:

1 2 3 4 5
Ophthalmologist's office Telediagnosis

5

Circle which retinal exam you prefer:

1 2 3 4 5
Ophthalmologist's office Telediagnosis

- yes no Do you expect the camera flashlight to bother you
- yes no Do you expect the pupil dilating drops to bother you
- yes no In the past five years have you been examined by an ophthalmologist
- yes no Do you currently carry health insurance
- yes no In some cases the photographs can only be made if your pupils are dilated with drop. Were you aware of this?

Patient questionnaire
AFTER telediagnosis results have been discussed

Name: _____ Date: _____

Circle your satisfaction with digital photography of your retina

1 2 3 4 5
Terrible Very good

Circle where you think the retinal exam is better:

1 2 3 4 5
Ophthalmologist's office Telediagnosis

Circle which retinal exam you prefer now:

1 2 3 4 5
Ophthalmologist's office Telediagnosis

- yes no Did the camera flashlight bother you
- yes no Did the pupil dilating drops bother you

After form is completed, please enter into laser spreadsheet of data at:
Dr. Michael D. Abramoff, MD, PhD
Department of Ophthalmology and Visual Sciences
PPF 11290C
University of Iowa Hospitals and Clinics
200 Hawkins, Iowa City, IA 52242
Tel (319) 384 5833, fax: (319) 353 7996

Patient questionnaire
BEFORE telediagnosis

Name: [redacted] Date: [redacted]

Thank you for your willingness to participate in this research project. You are about to undergo digital photographing and diagnosis over the internet by ophthalmologists who are retinal specialists at the University of Iowa. They will evaluate your photographs for signs of diabetic retinopathy, a complication of diabetes. This new technique is called 'telediagnosis'. Until telediagnosis was available, you could only be screened in an ophthalmologist's office with a dilated retinal exam.

Please give your best answer to the following questions

Circle where you expect the quality of the retinal exam to be better:
1 2 3 4 5
Ophthalmologist's office Telediagnosis

Circle which retinal exam you prefer:
1 2 3 4 5
Ophthalmologist's office Telediagnosis

- yes no Do you expect the camera flashlight to bother you
- yes no Do you expect the pupil dilating drops to bother you
- yes no In the past five years have you been examined by an ophthalmologist
- yes no Do you currently carry health insurance
- yes no In some cases the photographs can only be made if your pupils are dilated with a drop. Were you aware of this?

Patient questionnaire

AFTER telediagnosis results have been discussed

Name: [redacted] Date: [redacted]



Circle your satisfaction with digital photography of your retina
1 2 3 4 5
Terrible Very good

Circle where you think the retinal exam is better:
1 2 3 4 5
Ophthalmologist's office Telediagnosis

Circle which retinal exam you prefer now:
1 2 3 4 5
Ophthalmologist's office Telediagnosis

- yes no Did the camera flashlight bother you
- yes no Did the pupil dilating drops bother you

After form is completed, please enter into Excel spreadsheet or send to:
Dr. Michael D. Abramoff, MD, PhD
Department of Ophthalmology and Visual Sciences
PPF 11290C
University of Iowa Hospitals and Clinics
200 Hawkins, Iowa City, IA 52242
Tel (319) 384 5833, fax: (319) 353 7996



Patient questionnaire
BEFORE telediagnosis

Name: [redacted] Date: [redacted]

Thank you for your willingness to participate in this research project. You are about to undergo digital photographing and diagnosis over the internet by ophthalmologists who are retinal specialists at the University of Iowa. They will evaluate your photographs for signs of diabetic retinopathy, a complication of diabetes. This new technique is called 'telediagnosis'. Until telediagnosis was available, you could only be screened in an ophthalmologist's office with a dilated retinal exam.

Please give your best answer to the following questions

Circle where you expect the quality of the retinal exam to be better:
1 2 3 4 5
Ophthalmologist's office Telediagnosis

Circle which retinal exam you prefer:
1 2 3 4 5
Ophthalmologist's office Telediagnosis

- yes no Do you expect the camera flashlight to bother you
- yes no Do you expect the pupil dilating drops to bother you
- yes no In the past five years have you been examined by an ophthalmologist
- yes no Do you currently carry health insurance
- yes no In some cases the photographs can only be made if your pupils are dilated with a drop. Were you aware of this?

Patient questionnaire
AFTER telediagnosis results have been discussed

Name: [redacted] Date: [redacted]


Circle your satisfaction with digital photography of your retina
1 2 3 4 5
Terrible Very good

Circle where you think the retinal exam is better:
1 2 3 4 5
Ophthalmologist's office Telediagnosis

Circle which retinal exam you prefer now:
1 2 3 4 5
Ophthalmologist's office Telediagnosis

- yes no Did the camera flashlight bother you [redacted]
- yes no Did the pupil dilating drops bother you [redacted]

After form is completed, please enter into Excel spreadsheet or send to:
Dr. Michael D. Abramoff, MD, PhD
Department of Ophthalmology and Visual Sciences
PPF 11290C
University of Iowa Hospitals and Clinics
200 Hawkins, Iowa City, IA 52242
Tel (319) 384 5833, fax: (319) 353 7996



Patient questionnaire
BEFORE telediagnosis

Name: [redacted] Date: [redacted]

Thank you for your willingness to participate in this research project. You are about to undergo digital photographing and diagnosis over the internet by ophthalmologists who are retinal specialists at the University of Iowa. They will evaluate your photographs for signs of diabetic retinopathy, a complication of diabetes. This new technique is called 'telediagnosis'. Until telediagnosis was available, you could only be screened in an ophthalmologist's office with a dilated retinal exam.

Please give your best answer to the following questions

Circle where you expect the quality of the retinal exam to be better:

1 2 3 4 5
Ophthalmologist's office Telediagnosis

Circle which retinal exam you prefer:

1 2 3 4 5
Ophthalmologist's office Telediagnosis

- yes no Do you expect the camera flashlight to bother you
- yes no Do you expect the pupil dilating drops to bother you
- yes no In the past five years have you been examined by an ophthalmologist
- yes no Do you currently carry health insurance
- yes no In some cases the photographs can only be made if your pupils are dilated with a drop. Were you aware of this?

Patient questionnaire
AFTER telediagnosis results have been discussed

Name: _____ Date: _____

Circle your satisfaction with digital photography of your retina

1 2 3 4 5
Terrible Very good

Circle where you think the retinal exam is better:

1 2 3 4 5
Ophthalmologist's office Telediagnosis


Circle which retinal exam you prefer now:

1 2 3 4 5
Ophthalmologist's office Telediagnosis

- yes no Did the camera flashlight bother you
- yes no [redacted] the pupil dilating drops bother you

After form is completed, please enter into Excel spreadsheet or send to:

Dr. Michael D. Abramoff, MD, PhD
Department of Ophthalmology and Visual Sciences
PPF 11290C
University of Iowa Hospitals and Clinics
200 Hawkins, Iowa City, IA 52242
Tel (319) 384 5833, fax: (319) 353 7996



Patient questionnaire
BEFORE telediagnosis

Name: [redacted]

Date: [redacted]

Thank you for your willingness to participate in this research project.

You are about to undergo digital photographing and diagnosis over the internet by ophthalmologists who are retinal specialists at the University of Iowa. They will evaluate your photographs for signs of diabetic retinopathy, a complication of diabetes. This new technique is called 'telediagnosis'. Until telediagnosis was available, you could only be screened in an ophthalmologist's office with a dilated retinal exam.

Please give your best answer to the following questions

Circle where you expect the quality of the retinal exam to be better:

1 2 3 4 5
Ophthalmologist's office Telediagnosis

Circle which retinal exam you prefer:

1 2 3 4 5
Ophthalmologist's office Telediagnosis

- yes no Do you expect the camera flashlight to bother you
- yes no Do you expect the pupil dilating drops to bother you
- yes no In the past five years have you been examined by an ophthalmologist
- yes no Do you currently carry health insurance
- yes no In some cases the photographs can only be made if your pupils are dilated with a drop. Were you aware of this?

Patient questionnaire

diagnosis results have been discussed

Name: [redacted]

Date: [redacted]

Circle your satisfaction with digital photography of your retina

1 2 3 4 5
Terrible Very good

Circle where you think the retinal exam is better:

1 2 3 4 5
Ophthalmologist's office Telediagnosis

Circle which retinal exam you prefer now:

1 2 3 4 5
Ophthalmologist's office Telediagnosis

- yes no Did the camera flashlight bother you
- yes no Did the pupil dilating drops bother you

After form is completed, please enter into Excel spreadsheet or send to:

Dr. Michael D. Abramoff, MD, PhD
Department of Ophthalmology and Visual Sciences
PFP 11290C
University of Iowa Hospitals and Clinics
200 Hawkins, Iowa City, IA 52242
Tel (319) 384 5833, fax: (319) 353 7996

Patient questionnaire

BEFORE telediagnosis

Name: [redacted]

Date: [redacted]

Thank you for your willingness to participate in this research project.

You are about to undergo digital photographing and diagnosis over the internet by ophthalmologists who are retinal specialists at the University of Iowa. They will evaluate your photographs for signs of diabetic retinopathy, a complication of diabetes. This new technique is called 'telediagnosis'. Until telediagnosis was available, you could only be screened in an ophthalmologist's office with a dilated retinal exam.

Please give your best answer to the following questions

Circle where you expect the quality of the retinal exam to be better:

1 2 3 4 5
Ophthalmologist's office Telediagnosis

Circle which retinal exam you prefer:

1 2 3 4 5
Ophthalmologist's office Telediagnosis

- yes no Do you expect the camera flashlight to bother you
- yes no Do you expect the pupil dilating drops to bother you
- yes no In the past five years have you been examined by an ophthalmologist
- yes no Do you currently carry health insurance
- yes no In some cases the photographs can only be made if your pupils are dilated with a drop. Were you aware of this?

Patient questionnaire

AFTER telediagnosis results have been discussed

Name: _____

Date: _____

Circle your satisfaction with digital photography of your retina

1 2 3 4 5
Terrible Very good

Circle where you think the retinal exam is better:

1 2 3 4 5
Ophthalmologist's office Telediagnosis


Circle which retinal exam you prefer now:

1 2 3 4 5
Ophthalmologist's office Telediagnosis

- yes no Did the camera flashlight bother you
- yes no the pupil dilating drops bother you

After form is completed, please enter into Excel spreadsheet or send to:

Dr. Michael D. Abramoff, MD, PhD
Department of Ophthalmology and Visual Sciences
PPF 11290C
University of Iowa Hospitals and Clinics
200 Hawkins, Iowa City, IA 52242
Tel (319) 384 5833, fax: (319) 353 7996



Patient questionnaire
BEFORE telediagnosis

Name: [redacted] Date: [redacted]

Thank you for your willingness to participate in this research project.
You are about to undergo digital photographing and diagnosis over the internet by ophthalmologists who are retinal specialists at the University of Iowa. They will evaluate your photographs for signs of diabetic retinopathy, a complication of diabetes. This new technique is called 'telediagnosis'. Until telediagnosis was available, you could only be screened in an ophthalmologist's office with a dilated retinal exam.

Please give your best answer to the following questions

Circle where you expect the quality of the retinal exam to be better:

1 2 3 4 5
Ophthalmologist's office Telediagnosis

Circle which retinal exam you prefer:

1 2 3 4 5
Ophthalmologist's office Telediagnosis

- yes no Do you expect the camera flashlight to bother you [redacted]
- yes no Do you expect the pupil dilating drops to bother you [redacted]
- yes no In the past five years have you been examined by an ophthalmologist [redacted]
- yes no Do you currently carry health insurance
- yes no In some cases the photographs can only be made if your pupils are dilated with a drop. Were you aware of this?

Patient questionnaire
AFTER telediagnosis results have been discussed

Name: _____ Date: _____

Circle your satisfaction with digital photography of your retina

1 2 3 4 5
Terrible Very good

Circle where you think the retinal exam is better:

1 2 3 4 5
Ophthalmologist's office Telediagnosis

Circle which retinal exam you prefer now:

1 2 3 4 5
Ophthalmologist's office Telediagnosis

- yes no Did the camera flashlight bother you
- yes no Did the [redacted] drops bother you

After form is completed, please enter into Excel spreadsheet or send to:

Dr. Michael D. Abramoff, MD, PhD
Department of Ophthalmology and Visual Sciences
PFP 11290C
University of Iowa Hospitals and Clinics
200 Hawkins, Iowa City, IA 52242
Tel (319) 384 5833, fax: (319) 353 7996



Patient questionnaire
BEFORE telediagnosis

Name: [REDACTED]

Thank you for your willingness to participate in this research project. You are about to undergo digital photographing and diagnosis over the internet by ophthalmologists who are retinal specialists at the University of Iowa. They will evaluate your photographs for signs of diabetic retinopathy, a complication of diabetes. This new technique is called 'telediagnosis'. Until telediagnosis was available, you could only be screened in an ophthalmologist's office with a dilated retinal exam.

Please give your best answer to the following questions

Circle where you expect the quality of the retinal exam to be better:

1 2 (3) 4 5
Ophthalmologist's office Telediagnosis

Circle which retinal exam you prefer:

1 2 (3) 4 5
Ophthalmologist's office Telediagnosis

- yes no Do you expect the camera flashlight to bother you
- yes no Do you expect the pupil dilating drops to bother you
- yes no In the past five years have you been examined by an ophthalmologist
- yes no Do you currently carry health insurance
- yes no In some cases the photographs can only be made if your pupils are dilated with a drop. Were you aware of this?

Patient questionnaire

AFTER telediagnosis results have been discussed

Name: [REDACTED]

Circle your satisfaction with digital photography of your retina

1 2 (3) 4 5
Terrible Very good

Circle where you think the retinal exam is better:

1 2 (3) 4 5
Ophthalmologist's office Telediagnosis

Circle which retinal exam you prefer now:

1 2 (3) 4 5
Ophthalmologist's office Telediagnosis

- yes no Did the camera flashlight bother you
- yes no Did the pupil dilating drops bother you

After form is completed, please enter into Excel spreadsheet or send to:
Dr. Michael D. Abramoff, MD, PhD
Department of Ophthalmology and Visual Sciences
PFP 11290C
University of Iowa Hospitals and Clinics
200 Hawkins, Iowa City, IA 52242
Tel (319) 384 5833, fax: (319) 353 7996

Patient questionnaire
BEFORE telediagnosis

Name: [REDACTED]

Thank you for your willingness to participate in this research project. You are about to undergo digital photographing and diagnosis over the internet by ophthalmologists who are retinal specialists at the University of Iowa. They will evaluate your photographs for signs of diabetic retinopathy, a complication of diabetes. This new technique is called 'telediagnosis'. Until telediagnosis was available, you could only be screened in an ophthalmologist's office with a dilated retinal exam.

Please give your best answer to the following questions

Circle where you expect the quality of the retinal exam to be better:
1 2 3 ④ 5
Ophthalmologist's office Telediagnosis

Circle which retinal exam you prefer:
1 2 3 ④ 5
Ophthalmologist's office Telediagnosis

- yes no Do you expect the camera flashlight to bother you
- yes no Do you expect the pupil dilating drops to bother you
- yes no In the past five years have you been examined by an ophthalmologist
- yes no Do you currently carry health insurance
- yes no In some cases the photographs can only be made if your pupils are dilated with a drop. Were you aware of this?

Patient questionnaire

AFTER telediagnosis results have been discussed

Name: [REDACTED]


Circle your satisfaction with digital photography of your retina
1 2 3 ④ 5
Terrible Very good

Circle where you think the retinal exam is better:
1 2 3 ④ 5
Ophthalmologist's office Telediagnosis

Circle which retinal exam you prefer now:
1 2 3 ④ 5
Ophthalmologist's office Telediagnosis

- yes no Did the camera flashlight bother you
- yes no Did the pupil dilating drops bother you

After form is completed, please enter into Excel spreadsheet or send to:
Dr. Michael D. Abramoff, MD, PhD
Department of Ophthalmology and Visual Sciences
PFP 11290C
University of Iowa Hospitals and Clinics
200 Hawkins, Iowa City, IA 52242
Tel (319) 384 5833, fax: (319) 353 7996



Patient questionnaire
BEFORE telediagnosis

Name: [REDACTED]

Thank you for your willingness to participate in this research project.
You are about to undergo digital photographing and diagnosis over the internet by ophthalmologists who are retinal specialists at the University of Iowa. They will evaluate your photographs for signs of diabetic retinopathy, a complication of diabetes. This new technique is called 'telediagnosis'. Until telediagnosis was available, you could only be screened in an ophthalmologist's office with a dilated retinal exam.

Please give your best answer to the following questions

Circle where you expect the quality of the retinal exam to be better:
1 2 3 4 5
Ophthalmologist's office Telediagnosis

Circle which retinal exam you prefer:
1 2 3 4 5
Ophthalmologist's office Telediagnosis

- yes no Do you expect the camera flashlight to bother you
- yes no Do you expect the pupil dilating drops to bother you
- yes no In the past five years have you been examined by an ophthalmologist
- yes no Do you currently carry health insurance
- yes no In some cases the photographs can only be made if your pupils are dilated with a drop. Were you aware of this?

Patient questionnaire
AFTER telediagnosis results have been discussed

Name: _____ Date: _____

Circle your satisfaction with digital photography of your retina
1 2 3 4 5
Terrible Very good

Circle where you think the retinal exam is better:
1 2 3 4 5
Ophthalmologist's office Telediagnosis

Circle which retinal exam you prefer now:
1 2 3 4 5
Ophthalmologist's office Telediagnosis

- yes no Did the camera flashlight bother you
- yes no Did the pupil dilating drops bother you

After form is completed, please enter into Excel spreadsheet or send to:
Dr. Michael D. Abramoff, MD, PhD
Department of Ophthalmology and Visual Sciences
PPF 11290C
University of Iowa Hospitals and Clinics
200 Hawkins, Iowa City, IA 52242
Tel (319) 384 5833, fax: (319) 353 7996



Patient questionnaire
BEFORE telediagnosis

Name: [REDACTED]

Thank you for your willingness to participate in this research project. You are about to undergo digital photographing and diagnosis over the internet by ophthalmologists who are retinal specialists at the University of Iowa. They will evaluate your photographs for signs of diabetic retinopathy, a complication of diabetes. This new technique is called 'telediagnosis'. Until telediagnosis was available, you could only be screened in an ophthalmologist's office with a dilated retinal exam.

Please give your best answer to the following questions

Circle where you expect the quality of the retinal exam to be better:

1 2 3 4 5
Ophthalmologist's office Telediagnosis

Circle which retinal exam you prefer:

1 2 3 4 5
Ophthalmologist's office Telediagnosis

- yes no Do you expect the camera flashlight to bother you
yes no Do you expect the pupil dilating drops to bother you
yes no In the past five years have you been examined by an ophthalmologist
yes no Do you currently carry health insurance
yes no In some cases the photographs can only be made if your pupils are dilated with a drop. Were you aware of this?

Patient questionnaire
AFTER telediagnosis results have been discussed

Name: _____ Date: _____

Circle your satisfaction with digital photography of your retina
1 2 3 4 5
Terrible Very good

Circle where you think the retinal exam is better:
1 2 3 4 5
Ophthalmologist's office Telediagnosis

Circle which retinal exam you prefer now:
1 2 3 4 5
Ophthalmologist's office Telediagnosis

- yes no Did the camera flashlight bother you
yes no Did the pupil dilating drops bother you

After form is completed, please enter into Excel spreadsheet or send to:
Dr. Michael D. Abramoff, MD, PhD
Department of Ophthalmology and Visual Sciences
PFP 11290C
University of Iowa Hospitals and Clinics
200 Hawkins, Iowa City, IA 52242
Tel (319) 384 5833, fax: (319) 353 7996

Patient questionnaire
BEFORE telediagnosis

Name: [redacted]

Thank you for your willingness to participate in this research project.

You are about to undergo digital photographing and diagnosis over the internet by ophthalmologists who are retinal specialists at the University of Iowa. They will evaluate your photographs for signs of diabetic retinopathy, a complication of diabetes. This new technique is called 'telediagnosis'. Until telediagnosis was available, you could only be screened in an ophthalmologist's office with a dilated retinal exam.

Please give your best answer to the following questions

Circle where you expect the quality of the retinal exam to be better:

1 2 3 4 5
Ophthalmologist's office [redacted] Telediagnosis

Circle which retinal exam you prefer:

1 2 3 4 5
Ophthalmologist's office [redacted] Telediagnosis

- yes no Do you expect the camera flashlight to bother you
- yes no Do you expect the pupil dilating drops to bother you
- yes no In the past five years have you been examined by an ophthalmologist
- yes no Do you currently carry health insurance
- yes no In some cases the photographs can only be made if your pupils are dilated with a drop. Were you aware of this?

Patient questionnaire

AFTER telediagnosis results have been discussed

Name: _____ Date: _____

Circle your satisfaction with digital photography of your retina

1 2 3 4 5
Terrible [redacted] Very good

Circle where you think the retinal exam is better:

1 2 3 4 5
Ophthalmologist's office [redacted] Telediagnosis

Circle which retinal exam you prefer now:

1 2 3 4 5
Ophthalmologist's office [redacted] Telediagnosis

- yes no Did the camera flashlight bother you
- yes no [redacted] pupil dilating drops bother you

After form is completed, please enter into Excel spreadsheet or send to:

Dr. Michael D. Abramoff, MD, PhD
Department of Ophthalmology and Visual Sciences
PFP 11290C
University of Iowa Hospitals and Clinics
200 Hawkins, Iowa City, IA 52242
Tel (319) 384 5833, fax: (319) 353 7996

Patient questionnaire

BEFORE telediagnosis

Name: [REDACTED]

Thank you for your willingness to participate in this research project. You are about to undergo digital photographing and diagnosis over the internet by ophthalmologists who are retinal specialists at the University of Iowa. They will evaluate your photographs for signs of diabetic retinopathy, a complication of diabetes. This new technique is called 'telediagnosis'. Until telediagnosis was available, you could only be screened in an ophthalmologist's office with a dilated retinal exam.

Please give your best answer to the following questions

Circle where you expect the quality of the retinal exam to be better:

1 2 3 4 5
Ophthalmologist's office Telediagnosis

Circle which retinal exam you prefer:

1 2 3 4 5
Ophthalmologist's office Telediagnosis

- yes no Do you expect the camera flashlight to bother you
- yes no Do you expect the pupil dilating drops to bother you
- yes no In the past five years have you been examined by an ophthalmologist
- yes no Do you currently carry health insurance
- yes no In some cases the photographs can only be made if your pupils are dilated with a drop. Were you aware of this?

Patient questionnaire

AFTER telediagnosis results have been discussed

Name: [REDACTED]

Circle your satisfaction with digital photography of your retina

1 2 3 4 5
Terrible Very good

Circle where you think the retinal exam is better:

1 2 3 4 5
Ophthalmologist's office Telediagnosis

Circle which retinal exam you prefer now:

1 2 3 4 5
Ophthalmologist's office Telediagnosis

- yes no Did the camera flashlight bother you
- yes no Did the pupil dilating drops bother you

After form is completed, please enter into Enrol spreadsheet of 3000 cc.
Dr. Michael L. Abramoff, MD, PhD
Department of Ophthalmology and Visual Sciences
PPF 11290C
University of Iowa Hospitals and Clinics
200 Hawkins, Iowa City, IA 52242
Tel (319) 384 5833, fax: (319) 353 7996

Patient questionnaire
BEFORE telediagnosis

Name: [REDACTED]

Thank you for your willingness to participate in this research project.

You are about to undergo digital photographing and diagnosis over the internet by ophthalmologists who are retinal specialists at the University of Iowa. They will evaluate your photographs for signs of diabetic retinopathy, a complication of diabetes. This new technique is called 'telediagnosis'. Until telediagnosis was available, you could only be screened in an ophthalmologist's office with a dilated retinal exam.

Please give your best answer to the following questions

Circle where you expect the quality of the retinal exam to be better:

1 2 3 4 5
Ophthalmologist's office Telediagnosis

Circle which retinal exam you prefer:

1 2 3 4 5
Ophthalmologist's office Telediagnosis

- yes no Do you expect the camera flashlight to bother you
- yes no Do you expect the pupil dilating drops to bother you
- yes no In the past five years have you been examined by an ophthalmologist
- yes no Do you currently carry health insurance
- yes no In some cases the photographs can only be made if your pupils are dilated with a drop. Were you aware of this?

Patient questionnaire

AFTER telediagnosis results have been discussed

Name: [REDACTED]

Circle your satisfaction with digital photography of your retina

1 2 3 4 5
Terrible Very good

Circle where you think the retinal exam is better:

1 2 3 4 5
Ophthalmologist's office Telediagnosis

Circle which retinal exam you prefer now:

1 2 3 4 5
Ophthalmologist's office Telediagnosis

- yes no Did the camera flashlight bother you
- yes no Did the pupil dilating drops bother you

After form is completed, please enter into Excel spreadsheet or send to:

Dr. Michael D. Abramoff, MD, PhD
Department of Ophthalmology and Visual Sciences
PFP 11290C
University of Iowa Hospitals and Clinics
200 Hawkins, Iowa City, IA 52242
Tel (319) 384 5833, fax: (319) 353 7996

Patient questionnaire
BEFORE telediagnosis

Name: [REDACTED]

Thank you for your willingness to participate in this research project. You are about to undergo digital photographing and diagnosis over the internet by ophthalmologists who are retinal specialists at the University of Iowa. They will evaluate your photographs for signs of diabetic retinopathy, a complication of diabetes. This new technique is called 'telediagnosis'. Until telediagnosis was available, you could only be screened in an ophthalmologist's office with a dilated retinal exam.

Please give your best answer to the following questions

Circle where you expect the quality of the retinal exam to be better:
1 2 3 4 5
Ophthalmologist's office Telediagnosis

Circle which retinal exam you prefer:
1 2 3 4 5
Ophthalmologist's office Telediagnosis

- yes no Do you expect the camera flashlight to bother you
- yes no Do you expect the pupil dilating drops to bother you
- yes no In the past five years have you been examined by an ophthalmologist
- yes no Do you currently carry health insurance
- yes no In some cases the photographs can only be made if your pupils are dilated with a drop. Were you aware of this?

Patient questionnaire

AFTER telediagnosis results have been discussed

Name: [REDACTED]

Circle your satisfaction with digital photography of your retina
1 2 3 4 5
Terrible Very good

Circle where you think the retinal exam is better:
1 2 3 4 5
Ophthalmologist's office Telediagnosis

Circle which retinal exam you prefer now:
1 2 3 4 5
Ophthalmologist's office Telediagnosis

- yes no Did the camera flashlight bother you
- yes no Did the pupil dilating drops bother you

After form is completed, please return into Linda Spradling or Sara Co.
Dr. Michael D. Abramoff, MD, PhD
Department of Ophthalmology and Visual Sciences
PPF 11290C
University of Iowa Hospitals and Clinics
200 Hawkins, Iowa City, IA 52242
Tel (319) 384 5833, fax: (319) 353 7996

Patient questionnaire
BEFORE telediagnosis

Name: _____

Thank you for your willingness to participate in this research project.
You are about to undergo digital photographing and diagnosis over the internet by ophthalmologists who are retinal specialists at the University of Iowa. They will evaluate your photographs for signs of diabetic retinopathy, a complication of diabetes. This new technique is called 'telediagnosis'. Until telediagnosis was available, you could only be screened in an ophthalmologist's office with a dilated retinal exam.

Please give your best answer to the following questions

Circle where you expect the quality of the retinal exam to be better:

1 2 3 4 5
Ophthalmologist's office Telediagnosis

Circle which retinal exam you prefer:

1 2 3 4 5
Ophthalmologist's office Telediagnosis

- yes no Do you expect the camera flashlight to bother you
- yes no Do you expect the pupil dilating drops to bother you
- yes no In the past five years have you been examined by an ophthalmologist
- yes no Do you currently carry health insurance
- yes no In some cases the photographs can only be made if your pupils are dilated with a drop. Were you aware of this?

Patient questionnaire
AFTER telediagnosis results have been discussed

Name: _____ Date: _____

Circle your satisfaction with digital photography of your retina

1 2 3 4 5
Terrible Very good

Circle where you think the retinal exam is better:

1 2 3 4 5
Ophthalmologist's office Telediagnosis

Circle which retinal exam you prefer now:

1 2 3 4 5
Ophthalmologist's office Telediagnosis

- yes no Did the camera flashlight bother you
- yes no Did the pupil dilating drops bother you

After form is completed, please attach into Enclav spreadsheet of 30x30 cc.
Dr. Michael D. Abramoff, MD, PhD
Department of Ophthalmology and Visual Science
PPF 11290C
University of Iowa Hospitals and Clinics
200 Hawkins, Iowa City, IA 52242
Tel (319) 384 5833, fax: (319) 353 7996

Patient questionnaire
BEFORE telediagnosis

Name: [REDACTED]

Thank you for your willingness to participate in this research project. You are about to undergo digital photographing and diagnosis over the internet by ophthalmologists who are retinal specialists at the University of Iowa. They will evaluate your photographs for signs of diabetic retinopathy, a complication of diabetes. This new technique is called 'telediagnosis'. Until telediagnosis was available, you could only be screened in an ophthalmologist's office with a dilated retinal exam.

Please give your best answer to the following questions

Circle where you expect the quality of the retinal exam to be better:

1 2 3 4 5
Ophthalmologist's office Telediagnosis

Circle which retinal exam you prefer:

1 2 3 4 5
Ophthalmologist's office Telediagnosis

- yes no Do you expect the camera flashlight to bother you
- yes no Do you expect the pupil dilating drops to bother you
- yes no In the past five years have you been examined by an ophthalmologist
- yes no Do you currently carry health insurance
- yes no In some cases the photographs can only be made if your pupils are dilated with a drop. Were you aware of this?

Patient questionnaire

telediagnosis results have been discussed

Name: [REDACTED]

Circle your satisfaction with digital photography of your retina

1 2 3 4 5
Terrible Very good

Circle where you think the retinal exam is better:

1 2 3 4 5
Ophthalmologist's office Telediagnosis

Circle which retinal exam you prefer now:

1 2 3 4 5
Ophthalmologist's office Telediagnosis

- yes no Did the camera flashlight bother you
- yes no Did the pupil dilating drops bother you

After form is completed, please attach into folder or statement of SOCR 00.

Dr. Michael D. Abramoff, MD, PhD
Department of Ophthalmology and Visual Sciences
PPB 11290C
University of Iowa Hospitals and Clinics
200 Hawkins, Iowa City, IA 52242
Tel (319) 384 5833, fax: (319) 353 7996

Patient questionnaire
BEFORE telediagnosis

Name: [REDACTED]

Thank you for your willingness to participate in this research project. You are about to undergo digital photographing and diagnosis over the internet by ophthalmologists who are retinal specialists at the University of Iowa. They will evaluate your photographs for signs of diabetic retinopathy, a complication of diabetes. This new technique is called 'telediagnosis'. Until telediagnosis was available, you could only be screened in an ophthalmologist's office with a dilated retinal exam.

Please give your best answer to the following questions

Circle where you expect the quality of the retinal exam to be better:

1 2 3 4 5
Ophthalmologist's office Telediagnosis

Circle which retinal exam you prefer:

1 2 3 4 5
Ophthalmologist's office Telediagnosis

- yes no Do you expect the camera flashlight to bother you
- yes no Do you expect the pupil dilating drops to bother you
- yes no In the past five years have you been examined by an ophthalmologist
- yes no Do you currently carry health insurance
- yes no In some cases the photographs can only be made if your pupils are dilated with a drop. Were you aware of this?

Patient questionnaire

Name: [REDACTED]

Circle your satisfaction with digital photography of your retina

1 2 3 4 5
Terrible Very good

Circle where you think the retinal exam is better:

1 2 3 4 5
Ophthalmologist's office Telediagnosis

Circle which retinal exam you prefer now:

1 2 3 4 5
Ophthalmologist's office Telediagnosis

- yes no Did the camera flashlight bother you
- yes no Did the pupil dilating drops bother you

After form is completed, please enter into Excel spreadsheet or send to:
Dr. Michael D. Abramoff, MD, PhD
Department of Ophthalmology and Visual Sciences
PFP 11290C
University of Iowa Hospitals and Clinics
200 Hawkins, Iowa City, IA 52242
Tel (319) 384 5833, fax: (319) 353 7996

Patient questionnaire

BEFORE telediagnosis

Name: [redacted]

Thank you for your willingness to participate in this research project.

You are about to undergo digital photographing and diagnosis over the internet by ophthalmologists who are retinal specialists at the University of Iowa. They will evaluate your photographs for signs of diabetic retinopathy, a complication of diabetes. This new technique is called 'telediagnosis'. Until telediagnosis was available, you could only be screened in an ophthalmologist's office with a dilated retinal exam.

Please give your best answer to the following questions

Circle where you expect the quality of the retinal exam to be better:

1 2 3 4 5
Ophthalmologist's office Telediagnosis

Circle which retinal exam you prefer:

1 2 3 4 5
Ophthalmologist's office Telediagnosis

- yes no Do you expect the camera flashlight to bother you
- yes no Do you expect the pupil dilating drops to bother you
- yes no In the past five years have you been examined by an ophthalmologist
- yes no Do you currently carry health insurance
- yes no In some cases the photographs can only be made if your pupils are dilated with a drop. Were you aware of this?

Patient questionnaire
AFTER telediagnosis results have been discussed

Name: _____ Date: _____

Circle your satisfaction with digital photography of your retina

1 2 3 4 5
Terrible Very good

Circle where you think the retinal exam is better:

1 2 3 4 5
Ophthalmologist's office Telediagnosis

Circle which retinal exam you prefer now:

1 2 3 4 5
Ophthalmologist's office Telediagnosis

- yes no Did the camera flashlight bother you
- yes no Did the pupil dilating drops bother you

After form is completed, please enter into lower right-hand corner of form:
Dr. Michael D. Abramoff, MD, PhD
Department of Ophthalmology and Visual Sciences
PPF 11290C
University of Iowa Hospitals and Clinics
200 Hawkins, Iowa City, IA 52242
Tel (319) 384 5833, fax: (319) 353 7996

Patient questionnaire
BEFORE telediagnosis

Name: [REDACTED]

Thank you for your willingness to participate in this research project. You are about to undergo digital photographing and diagnosis over the internet by ophthalmologists who are retinal specialists at the University of Iowa. They will evaluate your photographs for signs of diabetic retinopathy, a complication of diabetes. This new technique is called 'telediagnosis'. Until telediagnosis was available, you could only be screened in an ophthalmologist's office with a dilated retinal exam.

Please give your best answer to the following questions

Circle where you expect the quality of the retinal exam to be better:

1 2 3 4 5
Ophthalmologist's office Telediagnosis

Circle which retinal exam you prefer:

1 2 3 4 5
Ophthalmologist's office Telediagnosis

- yes no Do you expect the camera flashlight to bother you
- yes no Do you expect the pupil dilating drops to bother you
- yes no In the past five years have you been examined by an ophthalmologist
- yes no Do you currently carry health insurance
- yes no In some cases the photographs can only be made if your pupils are dilated with a drop. Were you aware of this?

Patient questionnaire
AFTER telediagnosis results have been discussed

Name: [REDACTED]

Circle your satisfaction with digital photography of your retina

1 2 3 4 5
Terrible Very good

Circle where you think the retinal exam is better:


1 2 3 4 5
Ophthalmologist's office Telediagnosis

Circle which retinal exam you prefer now:

1 2 3 4 5
Ophthalmologist's office Telediagnosis

- yes no Did the camera flashlight bother you
- yes no Did the pupil dilating drops bother you

After form is completed, please enter into lower space provided on back of form.
Dr. Michael D. Abramoff, MD, PhD
Department of Ophthalmology and Visual Sciences
PPF 11290C
University of Iowa Hospitals and Clinics
200 Hawkins, Iowa City, IA 52242
Tel (319) 384 5833, fax: (319) 353 7996



Patient questionnaire
BEFORE telediagnosis

Name: [REDACTED]

Thank you for your willingness to participate in this research project. You are about to undergo digital photographing and diagnosis over the internet by ophthalmologists who are retinal specialists at the University of Iowa. They will evaluate your photographs for signs of diabetic retinopathy, a complication of diabetes. This new technique is called 'telediagnosis'. Until telediagnosis was available, you could only be screened in an ophthalmologist's office with a dilated retinal exam.

Please give your best answer to the following questions

Circle where you expect the quality of the retinal exam to be better:

1 2 3 4 5
Ophthalmologist's office Telediagnosis

Circle which retinal exam you prefer:

1 2 3 4 5
Ophthalmologist's office Telediagnosis

- yes no Do you expect the camera flashlight to bother you
- yes no Do you expect the pupil dilating drops to bother you
- yes no In the past five years have you been examined by an ophthalmologist
- yes no Do you currently carry health insurance
- yes no In some cases the photographs can only be made if your pupils are dilated with a drop. Were you aware of this?

Patient questionnaire

AFTER telediagnosis results have been discussed

Name: [REDACTED]

Circle your satisfaction with digital photography of your retina

1 2 3 4 5
Terrible Very good

Circle where you think the retinal exam is better:

1 2 3 4 5
Ophthalmologist's office Telediagnosis

Circle which retinal exam you prefer now:

1 2 3 4 5
Ophthalmologist's office Telediagnosis

- yes no Did the camera flashlight bother you
- yes no Did the pupil dilating drops bother you

After form is completed, please enter into Master spreadsheet of 3024 00.
Dr. Michael D. Abramoff, MD, PhD
Department of Ophthalmology and Visual Sciences
PPF 11290C
University of Iowa Hospitals and Clinics
200 Hawkins, Iowa City, IA 52242
Tel (319) 384 5833, fax: (319) 353 7996

Patient questionnaire
BEFORE telediagnosis

Name: [REDACTED]

Thank you for your willingness to participate in this research project. You are about to undergo digital photographing and diagnosis over the internet by ophthalmologists who are retinal specialists at the University of Iowa. They will evaluate your photographs for signs of diabetic retinopathy, a complication of diabetes. This new technique is called 'telediagnosis'. Until telediagnosis was available, you could only be screened in an ophthalmologist's office with a dilated retinal exam.

Please give your best answer to the following questions

Circle where you expect the quality of the retinal exam to be better:

1 2 3 4 5
Ophthalmologist's office Telediagnosis

Circle which retinal exam you prefer:

1 2 3 4 5
Ophthalmologist's office Telediagnosis

- yes no Do you expect the camera flashlight to bother you
- yes no Do you expect the pupil dilating drops to bother you
- yes no In the past five years have you been examined by an ophthalmologist
- yes no Do you currently carry health insurance
- yes no In some cases the photographs can only be made if your pupils are dilated with a drop. Were you aware of this?

Patient questionnaire
AFTER telediagnosis results have been discussed

Name: _____ Date: _____

Circle your satisfaction with digital photography of your retina

1 2 3 4 5
Terrible Very good

Circle where you think the retinal exam is better:

1 2 3 4 5
Ophthalmologist's office Telediagnosis

Circle which retinal exam you prefer now:

1 2 3 4 5
Ophthalmologist's office Telediagnosis

- yes no Did the camera flashlight bother you
- yes no Did the pupil dilating drops bother you

After form is completed, please send into David Spradford at 5024 80.
Dr. Michael D. Abramoff, MD, PhD
Department of Ophthalmology and Visual Sciences
PPF 11290C
University of Iowa Hospitals and Clinics
200 Hawkins, Iowa City, IA 52242
Tel (319) 384 5833, fax: (319) 333 7996

Patient questionnaire
BEFORE telediagnosis

Name: _____

Thank you for your willingness to participate in this research project. You are about to undergo digital photographing and diagnosis over the internet by ophthalmologists who are retinal specialists at the University of Iowa. They will evaluate your photographs for signs of diabetic retinopathy, a complication of diabetes. This new technique is called 'telediagnosis'. Until telediagnosis was available, you could only be screened in an ophthalmologist's office with a dilated retinal exam.

Please give your best answer to the following questions

Circle where you expect the quality of the retinal exam to be better:

1 2 3 4 5
Ophthalmologist's office Telediagnosis

Circle which retinal exam you prefer:

1 2 3 4 5
Ophthalmologist's office Telediagnosis

- yes no Do you expect the camera flashlight to bother you
- yes no Do you expect the pupil dilating drops to bother you
- yes no In the past five years have you been examined by an ophthalmologist
- yes no Do you currently carry health insurance
- yes no In some cases the photographs can only be made if your pupils are dilated with a drop. Were you aware of this?

Patient questionnaire
AFTER telediagnosis results have been discussed

Name: _____ Date: _____

Circle your satisfaction with digital photography of your retina

1 2 3 4 5
Terrible Very good

Circle where you think the retinal exam is better:

1 2 3 4 5
Ophthalmologist's office Telediagnosis

Circle which retinal exam you prefer now:

1 2 3 4 5
Ophthalmologist's office Telediagnosis

- yes no Did the camera flashlight bother you
- yes no Did the pupil dilating drops bother you

After form is completed, please enter into Excel spreadsheet or send to:
Dr. Michael D. Abramoff, MD, PhD
Department of Ophthalmology and Visual Sciences
PFP 11290C
University of Iowa Hospitals and Clinics
200 Hawkins, Iowa City, IA 52242
Tel (319) 384 5833, fax: (319) 353 7996

Patient questionnaire
BEFORE telediagnosis

Name: [REDACTED]

Thank you for your willingness to participate in this research project.

You are about to undergo digital photographing and diagnosis over the internet by ophthalmologists who are retinal specialists at the University of Iowa. They will evaluate your photographs for signs of diabetic retinopathy, a complication of diabetes. This new technique is called 'telediagnosis'. Until telediagnosis was available, you could only be screened in an ophthalmologist's office with a dilated retinal exam.

Please give your best answer to the following questions

Circle where you expect the quality of the retinal exam to be better:

① 2 3 4 5
Ophthalmologist's office Telediagnosis

Circle which retinal exam you prefer:

① 2 3 4 5
Ophthalmologist's office Telediagnosis

- yes no Do you expect the camera flashlight to bother you
- yes no Do you expect the pupil dilating drops to bother you
- yes no In the past five years have you been examined by an ophthalmologist
- yes no Do you currently carry health insurance
- yes no In some cases the photographs can only be made if your pupils are dilated with a drop. Were you aware of this?

Patient questionnaire

AFTER telediagnosis results have been discussed

Name: [REDACTED]

Circle your satisfaction with digital photography of your retina

1 2 3 4 ⑤
Terrible Very good

Circle where you think the retinal exam is better:

1 2 3 4 ⑤
Ophthalmologist's office Telediagnosis

Circle which retinal exam you prefer now:

1 2 3 4 ⑤
Ophthalmologist's office Telediagnosis

- yes no Did the camera flashlight bother you
- yes no Did the pupil dilating drops bother you

After form is completed, please send this survey spreadsheet to: Dr. Michael D. Abramoff, MD, PhD, Department of Ophthalmology and Visual Sciences, PFP 11290C, University of Iowa Hospitals and Clinics, 200 Hawkins, Iowa City, IA 52242, Tel (319) 384 5833, fax: (319) 353 7996

Patient questionnaire
BEFORE telediagnosis

Name [redacted]

Thank you for your willingness to participate in this research project.
You are about to undergo digital photographing and diagnosis over the internet by ophthalmologists who are retinal specialists at the University of Iowa. They will evaluate your photographs for signs of diabetic retinopathy, a complication of diabetes. This new technique is called 'telediagnosis'. Until telediagnosis was available, you could only be screened in an ophthalmologist's office with a dilated retinal exam.

Please give your best answer to the following questions

Circle where you expect the quality of the retinal exam to be better:

1 2 3 4 5
Ophthalmologist's office Telediagnosis

Circle which retinal exam you prefer:

1 2 3 4 5
Ophthalmologist's office Telediagnosis

- yes no Do you expect the camera flashlight to bother you
- yes no Do you expect the pupil dilating drops to bother you
- yes no In the past five years have you been examined by an ophthalmologist
- yes no Do you currently carry health insurance
- yes no In some cases the photographs can only be made if your pupils are dilated with a drop. Were you aware of this?

Patient questionnaire

AFTER telediagnosis results have been discussed

Name [redacted]

Circle your satisfaction with digital photography of your retina

1 2 3 4 5
Terrible Very good

Circle where you think the retinal exam is better:

1 2 3 4 5
Ophthalmologist's office Telediagnosis

Circle which retinal exam you prefer now:

1 2 3 4 5
Ophthalmologist's office Telediagnosis

- yes no Did the camera flashlight bother you
- yes no Did the pupil dilating drops bother you

After form is completed, please enter into Excel spreadsheet or send to:

Dr. Michael D. Abramoff, MD, PhD
Department of Ophthalmology and Visual Sciences
PPF 11290C
University of Iowa Hospitals and Clinics
200 Hawkins, Iowa City, IA 52242
Tel (319) 384 5833, fax: (319) 353 7996

Patient questionnaire
BEFORE telediagnosis

Name: [REDACTED]

Thank you for your willingness to participate in this research project. You are about to undergo digital photographing and diagnosis over the internet by ophthalmologists who are retinal specialists at the University of Iowa. They will evaluate your photographs for signs of diabetic retinopathy, a complication of diabetes. This new technique is called 'telediagnosis'. Until telediagnosis was available, you could only be screened in an ophthalmologist's office with a dilated retinal exam.

Please give your best answer to the following questions

Circle where you expect the quality of the retinal exam to be better:

1 2 3 4 5
Ophthalmologist's office Telediagnosis

Circle which retinal exam you prefer:

1 2 3 4 5
Ophthalmologist's office Telediagnosis

- yes no Do you expect the camera flashlight to bother you
- yes no Do you expect the pupil dilating drops to bother you
- yes no In the past five years have you been examined by an ophthalmologist
- yes no Do you currently carry health insurance
- yes no In some cases the photographs can only be made if your pupils are dilated with a drop. Were you aware of this?

Patient questionnaire
AFTER telediagnosis results have been discussed

Name: _____ Date: _____

Circle your satisfaction with digital photography of your retina

1 2 3 4 5
Terrible Very good

Circle where you think the retinal exam is better:

1 2 3 4 5
Ophthalmologist's office Telediagnosis


Circle which retinal exam you prefer now:

1 2 3 4 5
Ophthalmologist's office Telediagnosis

- yes no Did the camera flashlight bother you
- yes no Did the pupil dilating drops bother you

After form is completed, please enter into Excel spreadsheet or send to:

Dr. Michael D. Abramoff, MD, PhD
Department of Ophthalmology and Visual Sciences
PFP 11290C
University of Iowa Hospitals and Clinics
200 Hawkins, Iowa City, IA 52242
Tel (319) 384 5833, fax: (319) 353 7996



Patient questionnaire
BEFORE telediagnosis

Name _____

Thank you for your willingness to participate in this research project.

You are about to undergo digital photographing and diagnosis over the internet by ophthalmologists who are retinal specialists at the University of Iowa. They will evaluate your photographs for signs of diabetic retinopathy, a complication of diabetes. This new technique is called 'telediagnosis'. Until telediagnosis was available, you could only be screened in an ophthalmologist's office with a dilated retinal exam.

Please give your best answer to the following questions

Circle where you expect the quality of the retinal exam to be better:

1 2 3 4 5
Ophthalmologist's office Telediagnosis

Circle which retinal exam you prefer:

1 2 3 4 5
Ophthalmologist's office Telediagnosis

- yes no Do you expect the camera flashlight to bother you
- yes no Do you expect the pupil dilating drops to bother you
- yes no In the past five years have you been examined by an ophthalmologist
- yes no Do you currently carry health insurance
- yes no In some cases the photographs can only be made if your pupils are dilated with a drop. Were you aware of this?

Patient questionnaire
AFTER telediagnosis results have been discussed

Name: _____ Date: _____

Circle your satisfaction with digital photography of your retina

1 2 3 4 5
Terrible Very good

Circle where you think the retinal exam is better:

1 2 3 4 5
Ophthalmologist's office Telediagnosis

Circle which retinal exam you prefer now:

1 2 3 4 5
Ophthalmologist's office Telediagnosis

- yes no Did the camera flashlight bother you
- yes no Did the pupil dilating drops bother you

After form is completed, please enter into Excel spreadsheet or send to:

Dr. Michael D. Abramoff, MD, PhD
Department of Ophthalmology and Visual Sciences
PFP 11290C
University of Iowa Hospitals and Clinics
200 Hawkins, Iowa City, IA 52242
Tel (319) 384 5833, fax: (319) 353 7996

Patient questionnaire
BEFORE telediagnosis

Name: _____

Thank you for your willingness to participate in this research project.

You are about to undergo digital photographing and diagnosis over the internet by ophthalmologists who are retinal specialists at the University of Iowa. They will evaluate your photographs for signs of diabetic retinopathy, a complication of diabetes. This new technique is called 'telediagnosis'. Until telediagnosis was available, you could only be screened in an ophthalmologist's office with a dilated retinal exam.

Please give your best answer to the following questions

Circle where you expect the quality of the retinal exam to be better:

1 2 3 4 5
Ophthalmologist's office Telediagnosis

Circle which retinal exam you prefer:

1 2 3 4 5
Ophthalmologist's office Telediagnosis

- yes no Do you expect the camera flashlight to bother you
- yes no Do you expect the pupil dilating drops to bother you
- yes no In the past five years have you been examined by an ophthalmologist
- yes no Do you currently carry health insurance
- yes no In some cases the photographs can only be made if your pupils are dilated with a drop. Were you aware of this?

Patient questionnaire
AFTER telediagnosis results have been discussed

Name: _____ Date: _____

Circle your satisfaction with digital photography of your retina

1 2 3 4 5
Terrible Very good

Circle where you think the retinal exam is better:

1 2 3 4 5
Ophthalmologist's office Telediagnosis

Circle which retinal exam you prefer now:

1 2 3 4 5
Ophthalmologist's office Telediagnosis

- yes no Did the camera flashlight bother you
- yes no Did the pupil dilating drops bother you

After form is completed, please enter into Excel spreadsheet or send to:

Dr. Michael D. Abramoff, MD, PhD
Department of Ophthalmology and Visual Sciences
PFP 11290C
University of Iowa Hospitals and Clinics
200 Hawkins, Iowa City, IA 52242
Tel (319) 384 5833, fax: (319) 353 7996

Patient questionnaire
BEFORE telediagnosis

Name: [REDACTED]

Thank you for your willingness to participate in this research project.

You are about to undergo digital photographing and diagnosis over the internet by ophthalmologists who are retinal specialists at the University of Iowa. They will evaluate your photographs for signs of diabetic retinopathy, a complication of diabetes. This new technique is called 'telediagnosis'. Until telediagnosis was available, you could only be screened in an ophthalmologist's office with a dilated retinal exam.

Please give your best answer to the following questions

Circle where you expect the quality of the retinal exam to be better:

1 2 3 4 5
Ophthalmologist's office Telediagnosis

Circle which retinal exam you prefer:

1 2 3 4 5
Ophthalmologist's office Telediagnosis

- yes no Do you expect the camera flashlight to bother you
- yes no Do you expect the pupil dilating drops to bother you
- yes no In the past five years have you been examined by an ophthalmologist
- yes no Do you currently carry health insurance [REDACTED]
- yes no In some cases the photographs can only be made if your pupils are dilated with a drop. Were you aware of this?

Patient questionnaire
AFTER telediagnosis results have been discussed

Name: _____ Date: _____

Circle your satisfaction with digital photography of your retina

1 2 3 4 5
Terrible Very good

Circle where you think the retinal exam is better:

1 2 3 4 5
Ophthalmologist's office Telediagnosis


Circle which retinal exam you prefer now:

1 2 3 4 5
Ophthalmologist's office Telediagnosis

- yes no Did the camera flashlight bother you
- yes no Did the pupil dilating drops bother you

After form is completed, please send into [REDACTED] or [REDACTED].

Dr. Michael D. Abramoff, MD, PhD
Department of Ophthalmology and Visual Sciences
PPF 11290C
University of Iowa Hospitals and Clinics
200 Hawkins, Iowa City, IA 52242
Tel (319) 384 5833, fax: (319) 353 7996



Patient questionnaire
BEFORE telediagnosis

Name: [REDACTED]

Thank you for your willingness to participate in this research project. You are about to undergo digital photographing and diagnosis over the internet by ophthalmologists who are retinal specialists at the University of Iowa. They will evaluate your photographs for signs of diabetic retinopathy, a complication of diabetes. This new technique is called 'telediagnosis'. Until telediagnosis was available, you could only be screened in an ophthalmologist's office with a dilated retinal exam.

Please give your best answer to the following questions

Circle where you expect the quality of the retinal exam to be better:

1 2 3 4 5
Ophthalmologist's office Telediagnosis

Circle which retinal exam you prefer:

1 2 3 4 5
Ophthalmologist's office Telediagnosis

- yes no Do you expect the camera flashlight to bother you
- yes no Do you expect the pupil dilating drops to bother you
- yes no In the past five years have you been examined by an ophthalmologist
- yes no Do you currently carry health insurance
- yes no In some cases the photographs can only be made if your pupils are dilated with a drop. Were you aware of this?

Patient questionnaire
AFTER telediagnosis results have been discussed

Name: _____ Date: _____

Circle your satisfaction with digital photography of your retina

1 2 3 4 5
Terrible Very good

Circle where you think the retinal exam is better:

1 2 3 4 5
Ophthalmologist's office Telediagnosis

Circle which retinal exam you prefer now:

1 2 3 4 5
Ophthalmologist's office Telediagnosis

- yes no Did the camera flashlight bother you
- yes no Did the pupil dilating drops bother you

After form is completed, please place into envelope addressed to: Dr. Michael D. Abramoff, MD, PhD
Department of Ophthalmology and Visual Sciences
RFP 11290C
University of Iowa Hospitals and Clinics
200 Hawkins, Iowa City, IA 52242
Tel (319) 384 5833, fax: (319) 353 7996

Patient questionnaire
BEFORE telediagnosis

Name: [REDACTED]

Thank you for your willingness to participate in this research project. You are about to undergo digital photographing and diagnosis over the internet by ophthalmologists who are retinal specialists at the University of Iowa. They will evaluate your photographs for signs of diabetic retinopathy, a complication of diabetes. This new technique is called 'telediagnosis'. Until telediagnosis was available, you could only be screened in an ophthalmologist's office with a dilated retinal exam.

Please give your best answer to the following questions

Circle where you expect the quality of the retinal exam to be better:

1 2 3 4 5
Ophthalmologist's office Telediagnosis

Circle which retinal exam you prefer:

1 2 3 4 5
Ophthalmologist's office Telediagnosis

- yes no Do you expect the camera flashlight to bother you
- yes no Do you expect the pupil dilating drops to bother you
- yes no In the past five years have you been examined by an ophthalmologist
- yes no Do you currently carry health insurance
- yes no In some cases the photographs can only be made if your pupils are dilated with a drop. Were you aware of this?

Patient questionnaire
AFTER telediagnosis results have been discussed

Name: _____ Date: _____

Circle your satisfaction with digital photography of your retina

1 2 3 4 5
Terrible Very good

Circle where you think the retinal exam is better:

1 2 3 4 5
Ophthalmologist's office Telediagnosis

Circle which retinal exam you prefer now:

1 2 3 4 5
Ophthalmologist's office Telediagnosis

- yes no Did the camera flashlight bother you
- yes no Did the pupil dilating drops bother you

After form is completed, please enter into known spreadsheet on CD-ROM.
Dr. Michael L. Abramoff, MD, PhD
Department of Ophthalmology and Visual Sciences
PPF 11290C
University of Iowa Hospitals and Clinics
200 Hawkins, Iowa City, IA 52242
Tel (319) 384 5833, fax: (319) 353 7996

Patient questionnaire

BEFORE telediagnosis

Name: _____

Thank you for your willingness to participate in this research project.

You are about to undergo digital photographing and diagnosis over the internet by ophthalmologists who are retinal specialists at the University of Iowa. They will evaluate your photographs for signs of diabetic retinopathy, a complication of diabetes. This new technique is called 'telediagnosis'. Until telediagnosis was available, you could only be screened in an ophthalmologist's office with a dilated retinal exam.

Please give your best answer to the following questions

Circle where you expect the quality of the retinal exam to be better:

1 2 3 4 5
Ophthalmologist's office Telediagnosis

Circle which retinal exam you prefer:

1 2 3 4 5
Ophthalmologist's office Telediagnosis

- yes no Do you expect the camera flashlight to bother you
- yes no Do you expect the pupil dilating drops to bother you
- yes no In the past five years have you been examined by an ophthalmologist
- yes no Do you currently carry health insurance
- yes no In some cases the photographs can only be made if your pupils are dilated with a drop. Were you aware of this?

Patient questionnaire

AFTER telediagnosis results have been discussed

Name: _____ Date: _____

Circle your satisfaction with digital photography of your retina

1 2 3 4 5
Terrible Very good

Circle where you think the retinal exam is better:

1 2 3 4 5
Ophthalmologist's office Telediagnosis

Circle which retinal exam you prefer now:

1 2 3 4 5
Ophthalmologist's office Telediagnosis

- yes no Did the camera flashlight bother you
- yes no Did the pupil dilating drops bother you

After form is completed, please enter into Excel spreadsheet or send to:
Dr. Michael D. Abramoff, MD, PhD
Department of Ophthalmology and Visual Sciences
PFP 11290C
University of Iowa Hospitals and Clinics
200 Hawkins, Iowa City, IA 52242
Tel (319) 384 5833, fax: (319) 353 7996

Patient questionnaire
BEFORE telediagnosis

Name: [REDACTED]

Thank you for your willingness to participate in this research project. You are about to undergo digital photographing and diagnosis over the internet by ophthalmologists who are retinal specialists at the University of Iowa. They will evaluate your photographs for signs of diabetic retinopathy, a complication of diabetes. This new technique is called 'telediagnosis'. Until telediagnosis was available, you could only be screened in an ophthalmologist's office with a dilated retinal exam.

Please give your best answer to the following questions

Circle where you expect the quality of the retinal exam to be better:

1 2 3 4 5
Ophthalmologist's office Telediagnosis

Circle which retinal exam you prefer:

1 2 3 4 5
Ophthalmologist's office Telediagnosis

- yes no Do you expect the camera flashlight to bother you
- yes no Do you expect the pupil dilating drops to bother you
- yes no In the past five years have you been examined by an ophthalmologist
- yes no Do you currently carry health insurance
- yes no In some cases the photographs can only be made if your pupils are dilated with a drop. Were you aware of this?

Patient questionnaire
AFTER telediagnosis results have been discussed

Name: _____ Date: _____

Circle your satisfaction with digital photography of your retina
1 2 3 4 5
Terrible Very good

Circle where you think the retinal exam is better:

1 2 3 4 5
Ophthalmologist's office Telediagnosis

Circle which retinal exam you prefer now:

1 2 3 4 5
Ophthalmologist's office Telediagnosis

- yes no Did the camera flashlight bother you
- yes no Did the pupil dilating drops bother you

After form is completed, please enter into envelope addressed to SOA 401.
Dr. Michael L. Abramoff, MD, PhD
Department of Ophthalmology and Visual Sciences
PPF 11290C
University of Iowa Hospitals and Clinics
200 Hawkins, Iowa City, IA 52242
Tel: (319) 384 5833, fax: (319) 353 7996

Patient questionnaire
BEFORE telediagnosis

Name: [REDACTED]

Thank you for your willingness to participate in this research project. You are about to undergo digital photographing and diagnosis over the internet by ophthalmologists who are retinal specialists at the University of Iowa. They will evaluate your photographs for signs of diabetic retinopathy, a complication of diabetes. This new technique is called 'telediagnosis'. Until telediagnosis was available, you could only be screened in an ophthalmologist's office with a dilated retinal exam.

Please give your best answer to the following questions

Circle where you expect the quality of the retinal exam to be better:

1 2 3 4 5
Ophthalmologist's office Telediagnosis

Circle which retinal exam you prefer:

1 2 3 4 5
Ophthalmologist's office Telediagnosis

- yes no Do you expect the camera flashlight to bother you
- yes no Do you expect the pupil dilating drops to bother you
- yes no In the past five years have you been examined by an ophthalmologist
- yes no Do you currently carry health insurance
- yes no In some cases the photographs can only be made if your pupils are dilated with a drop. Were you aware of this?

Patient questionnaire

Name: [REDACTED]

Circle your satisfaction with digital photography of your retina

1 2 3 4 5
Terrible Very good

Circle where you think the retinal exam is better:

1 2 3 4 5
Ophthalmologist's office Telediagnosis

Circle which retinal exam you prefer now:

1 2 3 4 5
Ophthalmologist's office Telediagnosis

- yes no Did the camera flashlight bother you
- yes no Did the pupil dilating drops bother you

After form is completed, please bring into Laser Optics/Retina or 3020 CC.

Dr. Michael D. Abramoff, MD, PhD
Department of Ophthalmology and Visual Sciences
PPF 11290C
University of Iowa Hospitals and Clinics
200 Hawkins, Iowa City, IA 52242
Tel (319) 384 5833, fax: (319) 353 7996

Patient questionnaire
BEFORE telediagnosis

Name: [REDACTED]

Thank you for your willingness to participate in this research project.
You are about to undergo digital photographing and diagnosis over the internet by ophthalmologists who are retinal specialists at the University of Iowa. They will evaluate your photographs for signs of diabetic retinopathy, a complication of diabetes. This new technique is called 'telediagnosis'. Until telediagnosis was available, you could only be screened in an ophthalmologist's office with a dilated retinal exam.

Please give your best answer to the following questions

Circle where you expect the quality of the retinal exam to be better:

1 2 3 4 5
Ophthalmologist's office Telediagnosis

Circle which retinal exam you prefer:

1 2 3 4 5
Ophthalmologist's office Telediagnosis

- yes no Do you expect the camera flashlight to bother you
- yes no Do you expect the pupil dilating drops to bother you
- yes no In the past five years have you been examined by an ophthalmologist
- yes no Do you currently carry health insurance
- yes no In some cases the photographs can only be made if your pupils are dilated with a drop. Were you aware of this?

Patient questionnaire
AFTER telediagnosis results have been discussed

Name: _____ Date: _____

Circle your satisfaction with digital photography of your retina

1 2 3 4 5
Terrible Very good

Circle where you think the retinal exam is better:

1 2 3 4 5
Ophthalmologist's office Telediagnosis

Circle which retinal exam you prefer now:

1 2 3 4 5
Ophthalmologist's office Telediagnosis

- yes no Did the camera flashlight bother you
- yes no Did the pupil dilating drops bother you

After form is completed, please enter into Excel spreadsheet or send to:
Dr. Michael D. Abramoff, MD, PhD
Department of Ophthalmology and Visual Sciences
PPF 11290C
University of Iowa Hospitals and Clinics
200 Hawkins, Iowa City, IA 52242
Tel (319) 384 5833, fax: (319) 353 7996

Patient Questionnaire

Name _____

BEFORE telediagnosis

Thank you for your willingness to participate in this research project.

You are about to undergo digital photographing and diagnosis over the internet by ophthalmologists who are retinal specialists at the University of Iowa. They will evaluate your photographs for signs of diabetic retinopathy, a complication of diabetes. This new technique is called 'telediagnosis'. Until telediagnosis was available, you could only be screened in an ophthalmologist's office with a dilated retinal exam. Please give your best answer.

What number best expresses where you think the *quality* of the retinal exam is best:

1 (Better in ophthalmologist's office)	2	3 undecided	4	5 (Better through Telediagnosis)
-------------------------------------------	---	----------------	---	-------------------------------------

What number best expresses where you prefer to have the retinal exam:

1 (Prefer ophthalmologist's office)	2	3 undecided	4	5 (Prefer family physician)
----------------------------------------	---	----------------	---	--------------------------------

- yes no Do you expect the camera flashlight to bother you?
- yes no Do you expect the pupil dilating drops to bother you?
- yes no In the past five years have you been examined by an ophthalmologist?
- yes no Do you currently carry health insurance?
- yes no Sometimes photographs can only be made if your pupils are made larger with a drop. Were you aware of this?

AFTER telediagnosis

What number best expresses your *satisfaction* with telediagnosis:

1 (Terrible)	2	3 undecided	4	5 (Very good)
-----------------	---	----------------	---	------------------

What number best expresses where you think the *quality* of the retinal exam is best::

1 (Better in ophthalmologist's office)	2	3 undecided	4	5 (Better through Telediagnosis)
-------------------------------------------	---	----------------	---	-------------------------------------

What number best expresses where you prefer to have the retinal exam now:

1 (Prefer ophthalmologist's office)	2	3 undecided	4	5 (Prefer family physician)
----------------------------------------	---	----------------	---	--------------------------------

- yes no Did the camera flashlight bother you?
- yes no Did the pupil dilating drops bother you? not applicable

Patient Questionnaire

Name

Date

BEFORE telediagnosis

Thank you for your willingness to participate in this research project.

You are about to undergo digital photographing and diagnosis over the internet by ophthalmologists who are retinal specialists at the University of Iowa. They will evaluate your photographs for signs of diabetic retinopathy, a complication of diabetes. This new technique is called 'telediagnosis'. Until telediagnosis was available, you could only be screened in an ophthalmologist's office with a dilated retinal exam. Please give your best answer.

What number best expresses where you think the *quality* of the retinal exam is best:

1 (Better in ophthalmologist's office)	2	3 undecided	4 (Better through Telediagnosis)	5
-------------------------------------------	---	----------------	-------------------------------------	---

What number best expresses where you prefer to have the retinal exam:

1 (Prefer ophthalmologist's office)	2	3 undecided	4 (Prefer family physician)	5
----------------------------------------	---	----------------	--------------------------------	---

- yes no Do you expect the camera flashlight to bother you?
- yes no Do you expect the pupil dilating drops to bother you?
- yes no In the past five years have you been examined by an ophthalmologist?
- yes no Do you currently carry health insurance?
- yes no Sometimes photographs can only be made if your pupils are made larger with a drop. Were you aware of this?

AFTER telediagnosis

What number best expresses your *satisfaction* with telediagnosis:

1 (Terrible)	2	3 undecided	4 (Very good)	5
-----------------	---	----------------	------------------	---

What number best expresses where you think the *quality* of the retinal exam is best::

1 (Better in ophthalmologist's office)	2	3 undecided	4 (Better through Telediagnosis)	5
-------------------------------------------	---	----------------	-------------------------------------	---

What number best expresses where you prefer to have the retinal exam now:

1 (Prefer ophthalmologist's office)	2	3 undecided	4 (Prefer family physician)	5
----------------------------------------	---	----------------	--------------------------------	---

- yes no Did the camera flashlight bother you?
- yes no Did the pupil dilating drops bother you? not applicable

Patient questionnaire

BEFORE telediagnosis

Name: [redacted]

Thank you for your willingness to participate in this research project.

You are about to undergo digital photographing and diagnosis over the internet by ophthalmologists who are retinal specialists at the University of Iowa. They will evaluate your photographs for signs of diabetic retinopathy, a complication of diabetes. This new technique is called 'telediagnosis'. Until telediagnosis was available, you could only be screened in an ophthalmologist's office with a dilated retinal exam.

Please give your best answer to the following questions

Circle where you expect the quality of the retinal exam to be better:

1 2 3 4 5
Ophthalmologist's office Telediagnosis

Circle which retinal exam you prefer:

1 2 3 4 5
Ophthalmologist's office Telediagnosis

- Do you expect the camera flashlight to bother you
Do you expect the pupil dilating drops to bother you
In the past five years have you been examined by an ophthalmologist
Do you currently carry health insurance
In some cases the photographs can only be made if your pupils are dilated with a drop. Were you aware of this?

Patient questionnaire

AFTER telediagnosis results have been discussed

Name: _____ Date: _____

Circle your satisfaction with digital photography of your retina

1 2 3 4 5
Terrible Very good

Circle where you think the retinal exam is better:

1 2 3 4 5
Ophthalmologist's office Telediagnosis



Circle which retinal exam you prefer now:

1 2 3 4 5
Ophthalmologist's office Telediagnosis

- Did the camera flashlight bother you
Did the pupil dilating drops bother you

After form is completed, please send this lower portion of form to:

Dr. Michael D. Abramoff, MD, PhD
Department of Ophthalmology and Visual Sciences
PPF 11290C
University of Iowa Hospitals and Clinics
200 Hawkins, Iowa City, IA 52242
Tel (319) 384 5833, fax: (319) 353 7996



Patient Questionnaire

Name _____

Date _____

BEFORE telediagnosis

Thank you for your willingness to participate in this research project.

You are about to undergo digital photographing and diagnosis over the internet by ophthalmologists who are retinal specialists at the University of Iowa. They will evaluate your photographs for signs of diabetic retinopathy, a complication of diabetes. This new technique is called 'telediagnosis'. Until telediagnosis was available, you could only be screened in an ophthalmologist's office with a dilated retinal exam. Please give your best answer.

What number best expresses where you think the *quality* of the retinal exam is best:

1 (Better in ophthalmologist's office)	2	3 undecided	4	5 (Better through Telediagnosis)
-------------------------------------------	---	----------------	---	-------------------------------------

What number best expresses *where* you prefer to have the retinal exam:

1 (Prefer ophthalmologist's office)	2	3 undecided	4	5 (Prefer family physician)
----------------------------------------	---	----------------	---	--------------------------------

yes no Do you expect the camera flashlight to bother you?

yes no Do you expect the pupil dilating drops to bother you?

yes no In the past five years have you been examined by an ophthalmologist?

yes no Do you currently carry health insurance?

yes no Sometimes photographs can only be made if your pupils are made larger with a drop. Were you aware of this?

AFTER telediagnosis

What number best expresses your *satisfaction* with telediagnosis:

1 (Terrible)	2	3 undecided	4	5 (Very good)
-----------------	---	----------------	---	------------------

What number best expresses where you think the *quality* of the retinal exam is best::

1 (Better in ophthalmologist's office)	2	3 undecided	4	5 (Better through Telediagnosis)
-------------------------------------------	---	----------------	---	-------------------------------------

What number best expresses *where* you prefer to have the retinal exam now:

1 (Prefer ophthalmologist's office)	2	3 undecided	4	5 (Prefer family physician)
----------------------------------------	---	----------------	---	--------------------------------

yes no Did the camera flashlight bother you?

yes no Did the pupil dilating drops bother you? not applicable

Patient Questionnaire

Name _____

Date _____

BEFORE telediagnosis

Thank you for your willingness to participate in this research project.

You are about to undergo digital photographing and diagnosis over the internet by ophthalmologists who are retinal specialists at the University of Iowa. They will evaluate your photographs for signs of diabetic retinopathy, a complication of diabetes. This new technique is called 'telediagnosis'. Until telediagnosis was available, you could only be screened in an ophthalmologist's office with a dilated retinal exam. Please give your best answer.

What number best expresses where you think the *quality* of the retinal exam is best:

1 (Better in ophthalmologist's office)	2	3 undecided	4 (Better through Telediagnosis)	5
-------------------------------------------	---	----------------	-------------------------------------	---

What number best expresses *where* you prefer to have the retinal exam:

1 (Prefer ophthalmologist's office)	2	3 undecided	4 (Prefer family physician)	5
----------------------------------------	---	----------------	--------------------------------	---

- yes no Do you expect the camera flashlight to bother you?
- yes no Do you expect the pupil dilating drops to bother you?
- yes no In the past five years have you been examined by an ophthalmologist?
- yes no Do you currently carry health insurance?
- yes no Sometimes photographs can only be made if your pupils are made larger with a drop. Were you aware of this?

AFTER telediagnosis

What number best expresses your *satisfaction* with telediagnosis:

1 (Terrible)	2	3 undecided	4	5 (Very good)
-----------------	---	----------------	---	------------------

What number best expresses your where you think the *quality* of the retinal exam is best::

1 (Better in ophthalmologist's office)	2	3 undecided	4 (Better through Telediagnosis)	5
-------------------------------------------	---	----------------	-------------------------------------	---

What number best expresses *where* you prefer to have the retinal exam now:

1 (Prefer ophthalmologist's office)	2	3 undecided	4	5 (Prefer family physician)
----------------------------------------	---	----------------	---	--------------------------------

- yes no Did the camera flashlight bother you?
- yes no Did the pupil dilating drops bother you? not applicable

Patient Questionnaire

Name

Date

BEFORE telediagnosis

Thank you for your willingness to participate in this research project.

You are about to undergo digital photographing and diagnosis over the internet by ophthalmologists who are retinal specialists at the University of Iowa. They will evaluate your photographs for signs of diabetic retinopathy, a complication of diabetes. This new technique is called 'telediagnosis'. Until telediagnosis was available, you could only be screened in an ophthalmologist's office with a dilated retinal exam. Please give your best answer.

What number best expresses where you think the *quality* of the retinal exam is best:

1 (Better in ophthalmologist's office)	2	3 undecided	4 (Better through Telediagnosis)	5
-------------------------------------------	---	----------------	-------------------------------------	---

What number best expresses where you prefer to have the retinal exam:

1 (Prefer ophthalmologist's office)	2	3 undecided	4 (Prefer family physician)	5
----------------------------------------	---	----------------	--------------------------------	---

yes no Do you expect the camera flashlight to bother you?

yes no Do you expect the pupil dilating drops to bother you?

yes no In the past five years have you been examined by an ophthalmologist?

yes no Do you currently carry health insurance?

yes no Sometimes photographs can only be made if your pupils are made larger with a drop. Were you aware of this?

AFTER telediagnosis

What number best expresses your *satisfaction* with telediagnosis:

1 (Terrible)	2	3 undecided	4	5 (Very good)
-----------------	---	----------------	---	------------------

What number best expresses where you think the *quality* of the retinal exam is best::

1 (Better in ophthalmologist's office)	2	3 undecided	4 (Better through Telediagnosis)	5
-------------------------------------------	---	----------------	-------------------------------------	---

What number best expresses where you prefer to have the retinal exam now:

1 (Prefer ophthalmologist's office)	2	3 undecided	4 (Prefer family physician)	5
----------------------------------------	---	----------------	--------------------------------	---

yes no Did the camera flashlight bother you?

yes no Did the pupil dilating drops bother you? not applicable

Patient Questionnaire

Name

Date

BEFORE telediagnosis

Thank you for your willingness to participate in this research project.

You are about to undergo digital photographing and diagnosis over the internet by ophthalmologists who are retinal specialists at the University of Iowa. They will evaluate your photographs for signs of diabetic retinopathy, a complication of diabetes. This new technique is called 'telediagnosis'. Until telediagnosis was available, you could only be screened in an ophthalmologist's office with a dilated retinal exam. Please give your best answer.

What number best expresses where you think the quality of the retinal exam is best:

1 (Better in ophthalmologist's office) 2 undecided 3 4 (Better through Telediagnosis) 5

What number best expresses where you prefer to have the retinal exam:

1 (Prefer ophthalmologist's office) 2 undecided 3 4 (Prefer family physician) 5

- Do you expect the camera flashlight to bother you?
Do you expect the pupil dilating drops to bother you?
In the past five years have you been examined by an ophthalmologist?
Do you currently carry health insurance?
Sometimes photographs can only be made if your pupils are made larger with a drop. Were you aware of this?

AFTER telediagnosis

What number best expresses your satisfaction with telediagnosis:

1 (Terrible) 2 undecided 3 4 5 (Very good)

What number best expresses your where you think the quality of the retinal exam is best::

1 (Better in ophthalmologist's office) 2 undecided 3 4 (Better through Telediagnosis) 5

What number best expresses where you prefer to have the retinal exam now:

1 (Prefer ophthalmologist's office) 2 undecided 3 4 (Prefer family physician) 5

- Did the camera flashlight bother you?
Did the pupil dilating drops bother you? not applicable

Patient questionnaire
BEFORE telediagnosis

Name: _____

Thank you for your willingness to participate in this research project.

You are about to undergo digital photographing and diagnosis over the internet by ophthalmologists who are retinal specialists at the University of Iowa. They will evaluate your photographs for signs of diabetic retinopathy, a complication of diabetes. This new technique is called 'telediagnosis'. Until telediagnosis was available, you could only be screened in an ophthalmologist's office with a dilated retinal exam.

Please give your best answer to the following questions

Circle where you expect the quality of the retinal exam to be better:

1 2 3 4 5
Ophthalmologist's office Telediagnosis

Circle which retinal exam you prefer:

1 2 3 4 5
Ophthalmologist's office Telediagnosis

- yes no Do you expect the camera flashlight to bother you
- yes no Do you expect the pupil dilating drops to bother you
- yes no In the past five years have you been examined by an ophthalmologist
- yes no Do you currently carry health insurance
- yes no In some cases the photographs can only be made if your pupils are dilated with a drop. Were you aware of this?

Patient questionnaire
AFTER telediagnosis results have been discussed

Name: _____ Date: _____

Circle your satisfaction with digital photography of your retina

1 2 3 4 5
Terrible Very good

Circle where you think the retinal exam is better:

1 2 3 4 5
Ophthalmologist's office Telediagnosis

Circle which retinal exam you prefer now:

1 2 3 4 5
Ophthalmologist's office Telediagnosis

- yes no Did the camera flashlight bother you
- yes no Did the pupil dilating drops bother you

After form is completed, please enter into Excel spreadsheet or send to:

Dr. Michael D. Abramoff, MD, PhD
Department of Ophthalmology and Visual Sciences
PFP 11290C
University of Iowa Hospitals and Clinics
200 Hawkins, Iowa City, IA 52242
Tel (319) 384 5833, fax: (319) 353 7996

Patient Questionnaire

Name

Date

BEFORE telediagnosis

Thank you for your willingness to participate in this research project.

You are about to undergo digital photographing and diagnosis over the internet by ophthalmologists who are retinal specialists at the University of Iowa. They will evaluate your photographs for signs of diabetic retinopathy, a complication of diabetes. This new technique is called 'telediagnosis'. Until telediagnosis was available, you could only be screened in an ophthalmologist's office with a dilated retinal exam. Please give your best answer.

What number best expresses where you think the *quality* of the retinal exam is best:

1 (Better in ophthalmologist's office)	2	3 undecided	4 (Better through Telediagnosis)	5
-------------------------------------------	---	----------------	-------------------------------------	---

What number best expresses *where* you prefer to have the retinal exam:

1 (Prefer ophthalmologist's office)	2	3 undecided	4 (Prefer family physician)	5
----------------------------------------	---	----------------	--------------------------------	---

yes no Do you expect the camera flashlight to bother you?

yes no Do you expect the pupil dilating drops to bother you?

yes no In the past five years have you been examined by an ophthalmologist?

yes no Do you currently carry health insurance?

yes no Sometimes photographs can only be made if your pupils are made larger with a drop. Were you aware of this?

AFTER telediagnosis

What number best expresses your *satisfaction* with telediagnosis:

1 (Terrible)	2	3 undecided	4 (Very good)	5
-----------------	---	----------------	------------------	---

What number best expresses where you think the *quality* of the retinal exam is best::

1 (Better in ophthalmologist's office)	2	3 undecided	4 (Better through Telediagnosis)	5
-------------------------------------------	---	----------------	-------------------------------------	---

What number best expresses *where* you prefer to have the retinal exam now:

1 (Prefer ophthalmologist's office)	2	3 undecided	4 (Prefer family physician)	5
----------------------------------------	---	----------------	--------------------------------	---

yes no Did the camera flashlight bother you?

yes no Did the pupil dilating drops bother you? not applicable

Patient Questionnaire

Name

Date

BEFORE telediagnosis

Thank you for your willingness to participate in this research project.

You are about to undergo digital photographing and diagnosis over the internet by ophthalmologists who are retinal specialists at the University of Iowa. They will evaluate your photographs for signs of diabetic retinopathy, a complication of diabetes. This new technique is called 'telediagnosis'. Until telediagnosis was available, you could only be screened in an ophthalmologist's office with a dilated retinal exam. Please give your best answer.

What number best expresses where you think the *quality* of the retinal exam is best:

1 (Better in ophthalmologist's office)	2	3 undecided	4 (Better through Telediagnosis)	5
-------------------------------------------	---	----------------	-------------------------------------	---

What number best expresses *where* you prefer to have the retinal exam:

1 (Prefer ophthalmologist's office)	2	3 undecided	4 (Prefer family physician)	5
----------------------------------------	---	----------------	--------------------------------	---

- yes no Do you expect the camera flashlight to bother you?
- yes no Do you expect the pupil dilating drops to bother you?
- yes no In the past five years have you been examined by an ophthalmologist?
- yes no Do you currently carry health insurance?
- yes no Sometimes photographs can only be made if your pupils are made larger with a drop. Were you aware of this?

AFTER telediagnosis

What number best expresses your *satisfaction* with telediagnosis:

1 (Terrible)	2	3 undecided	4	5 (Very good)
-----------------	---	----------------	---	------------------

What number best expresses where you think the *quality* of the retinal exam is best::

1 (Better in ophthalmologist's office)	2	3 undecided	4 (Better through Telediagnosis)	5
-------------------------------------------	---	----------------	-------------------------------------	---

What number best expresses *where* you prefer to have the retinal exam now:

1 (Prefer ophthalmologist's office)	2	3 undecided	4 (Prefer family physician)	5
----------------------------------------	---	----------------	--------------------------------	---

- yes no Did the camera flashlight bother you?
- yes no Did the pupil dilating drops bother you? not applicable

Patient Questionnaire

Name _____

Date _____

BEFORE telediagnosis

Thank you for your willingness to participate in this research project.

You are about to undergo digital photographing and diagnosis over the internet by ophthalmologists who are retinal specialists at the University of Iowa. They will evaluate your photographs for signs of diabetic retinopathy, a complication of diabetes. This new technique is called 'telediagnosis'. Until telediagnosis was available, you could only be screened in an ophthalmologist's office with a dilated retinal exam. Please give your best answer.

What number best expresses where you think the *quality* of the retinal exam is best:

1 (Better in ophthalmologist's office)	2	3 undecided	4 (Better through Telediagnosis)	5
-------------------------------------------	---	----------------	-------------------------------------	---

What number best expresses where you prefer to have the retinal exam:

1 (Prefer ophthalmologist's office)	2	3 undecided	4 (Prefer family physician)	5
----------------------------------------	---	----------------	--------------------------------	---

yes no Do you expect the camera flashlight to bother you?

yes no Do you expect the pupil dilating drops to bother you?

yes no In the past five years have you been examined by an ophthalmologist?

yes no Do you currently carry health insurance?

yes no Sometimes photographs can only be made if your pupils are made larger with a drop. Were you aware of this?

AFTER telediagnosis

What number best expresses your *satisfaction* with telediagnosis:

1 (Terrible)	2	3 undecided	4	5 (Very good)
-----------------	---	----------------	---	------------------

What number best expresses where you think the *quality* of the retinal exam is best::

1 (Better in ophthalmologist's office)	2	3 undecided	4 (Better through Telediagnosis)	5
-------------------------------------------	---	----------------	-------------------------------------	---

What number best expresses where you prefer to have the retinal exam now:

1 (Prefer ophthalmologist's office)	2	3 undecided	4 (Prefer family physician)	5
----------------------------------------	---	----------------	--------------------------------	---

yes no Did the camera flashlight bother you?

yes no Did the pupil dilating drops bother you? not applicable

Patient Questionnaire

Name

Date

BEFORE telediagnosis

Thank you for your willingness to participate in this research project.

You are about to undergo digital photographing and diagnosis over the internet by ophthalmologists who are retinal specialists at the University of Iowa. They will evaluate your photographs for signs of diabetic retinopathy, a complication of diabetes. This new technique is called 'telediagnosis'. Until telediagnosis was available, you could only be screened in an ophthalmologist's office with a dilated retinal exam. Please give your best answer.

What number best expresses where you think the *quality* of the retinal exam is best:

1 (Better in ophthalmologist's office)	2	3 undecided	4 (Better through Telediagnosis)	5
-------------------------------------------	---	----------------	-------------------------------------	---

What number best expresses where you prefer to have the retinal exam:

1 (Prefer ophthalmologist's office)	2	3 undecided	4 (Prefer family physician)	5
----------------------------------------	---	----------------	--------------------------------	---

yes no Do you expect the camera flashlight to bother you?

yes no Do you expect the pupil dilating drops to bother you?

yes no In the past five years have you been examined by an ophthalmologist?

yes no Do you currently carry health insurance?

yes no Sometimes photographs can only be made if your pupils are made larger with a drop. Were you aware of this?

AFTER telediagnosis

What number best expresses your *satisfaction* with telediagnosis:

1 (Terrible)	2	3 undecided	4	5 (Very good)
-----------------	---	----------------	---	------------------

What number best expresses where you think the *quality* of the retinal exam is best::

1 (Better in ophthalmologist's office)	2	3 undecided	4 (Better through Telediagnosis)	5
-------------------------------------------	---	----------------	-------------------------------------	---

What number best expresses where you prefer to have the retinal exam now:

1 (Prefer ophthalmologist's office)	2	3 undecided	4 (Prefer family physician)	5
----------------------------------------	---	----------------	--------------------------------	---

yes no Did the camera flashlight bother you?

yes no Did the pupil dilating drops bother you? not applicable

Patient Questionnaire

Name [redacted]

Date [redacted]

BEFORE telediagnosis

Thank you for your willingness to participate in this research project.

You are about to undergo digital photographing and diagnosis over the internet by ophthalmologists who are retinal specialists at the University of Iowa. They will evaluate your photographs for signs of diabetic retinopathy, a complication of diabetes. This new technique is called 'telediagnosis'. Until telediagnosis was available, you could only be screened in an ophthalmologist's office with a dilated retinal exam. Please give your best answer.

What number best expresses where you think the quality of the retinal exam is best:

1 (Better in ophthalmologist's office) 2 3 undecided 4 (Better through Telediagnosis) 5

What number best expresses where you prefer to have the retinal exam:

1 (Prefer ophthalmologist's office) 2 3 undecided 4 (Prefer family physician) 5

- Do you expect the camera flashlight to bother you?
Do you expect the pupil dilating drops to bother you?
In the past five years have you been examined by an ophthalmologist?
Do you currently carry health insurance?
Sometimes photographs can only be made if your pupils are made larger with a drop. Were you aware of this?

AFTER telediagnosis

What number best expresses your satisfaction with telediagnosis:

1 (Terrible) 2 3 undecided 4 5 (Very good)

What number best expresses where you think the quality of the retinal exam is best::

1 (Better in ophthalmologist's office) 2 3 undecided 4 (Better through Telediagnosis) 5

What number best expresses where you prefer to have the retinal exam now:

1 (Prefer ophthalmologist's office) 2 3 undecided 4 (Prefer family physician) 5

- Did the camera flashlight bother you?
Did the pupil dilating drops bother you? not applicable

Patient Questionnaire

Name _____

Date _____

BEFORE telediagnosis

Thank you for your willingness to participate in this research project.

You are about to undergo digital photographing and diagnosis over the internet by ophthalmologists who are retinal specialists at the University of Iowa. They will evaluate your photographs for signs of diabetic retinopathy, a complication of diabetes. This new technique is called 'telediagnosis'. Until telediagnosis was available, you could only be screened in an ophthalmologist's office with a dilated retinal exam. Please give your best answer.

What number best expresses where you think the *quality* of the retinal exam is best:

1 (Better in ophthalmologist's office)	2	3 undecided	4 (Better through Telediagnosis)	5
-------------------------------------------	---	----------------	-------------------------------------	---

What number best expresses where you prefer to have the retinal exam:

1 (Prefer ophthalmologist's office)	2	3 undecided	4 (Prefer family physician)	5
----------------------------------------	---	----------------	--------------------------------	---

yes no Do you expect the camera flashlight to bother you?

yes no Do you expect the pupil dilating drops to bother you?

yes no In the past five years have you been examined by an ophthalmologist?

yes no Do you currently carry health insurance?

yes no Sometimes photographs can only be made if your pupils are made larger with a drop. Were you aware of this?

AFTER telediagnosis

What number best expresses your *satisfaction* with telediagnosis:

1 (Terrible)	2	3 undecided	4	5 (Very good)
-----------------	---	----------------	---	------------------

What number best expresses your where you think the *quality* of the retinal exam is best::

1 (Better in ophthalmologist's office)	2	3 undecided	4 (Better through Telediagnosis)	5
-------------------------------------------	---	----------------	-------------------------------------	---

What number best expresses where you prefer to have the retinal exam now:

1 (Prefer ophthalmologist's office)	2	3 undecided	4 (Prefer family physician)	5
----------------------------------------	---	----------------	--------------------------------	---

yes no Did the camera flashlight bother you?

yes no Did the pupil dilating drops bother you? not applicable

Patient Questionnaire

Name _____

Date _____

BEFORE telediagnosis

Thank you for your willingness to participate in this research project.

You are about to undergo digital photographing and diagnosis over the internet by ophthalmologists who are retinal specialists at the University of Iowa. They will evaluate your photographs for signs of diabetic retinopathy, a complication of diabetes. This new technique is called 'telediagnosis'. Until telediagnosis was available, you could only be screened in an ophthalmologist's office with a dilated retinal exam. Please give your best answer.

What number best expresses where you think the *quality* of the retinal exam is best:

① (Better in ophthalmologist's office)	2	3 undecided	4 (Better through Telediagnosis)	5
-------------------------------------------	---	----------------	-------------------------------------	---

What number best expresses *where* you prefer to have the retinal exam:

1 (Prefer ophthalmologist's office)	2	3 undecided	④ (Prefer family physician)	5
----------------------------------------	---	----------------	--------------------------------	---

yes no Do you expect the camera flashlight to bother you?

yes no Do you expect the pupil dilating drops to bother you?

yes no In the past five years have you been examined by an ophthalmologist?

yes no Do you currently carry health insurance?

yes no Sometimes photographs can only be made if your pupils are made larger with a drop. Were you aware of this?

AFTER telediagnosis

What number best expresses your *satisfaction* with telediagnosis:

1 (Terrible)	2	3 undecided	4	⑤ (Very good)
-----------------	---	----------------	---	------------------

What number best expresses where you think the *quality* of the retinal exam is best::

1 (Better in ophthalmologist's office)	2	③ undecided	4 (Better through Telediagnosis)	5
-------------------------------------------	---	----------------	-------------------------------------	---

What number best expresses *where* you prefer to have the retinal exam now:

1 (Prefer ophthalmologist's office)	2	3 undecided	4	⑤ (Prefer family physician)
----------------------------------------	---	----------------	---	--------------------------------

yes no Did the camera flashlight bother you?

yes no Did the pupil dilating drops bother you? not applicable

Patient Questionnaire

Name _____

Date _____

BEFORE telediagnosis

Thank you for your willingness to participate in this research project.

You are about to undergo digital photographing and diagnosis over the internet by ophthalmologists who are retinal specialists at the University of Iowa. They will evaluate your photographs for signs of diabetic retinopathy, a complication of diabetes. This new technique is called 'telediagnosis'. Until telediagnosis was available, you could only be screened in an ophthalmologist's office with a dilated retinal exam. Please give your best answer.

What number best expresses where you think the *quality* of the retinal exam is best:

1 (Better in ophthalmologist's office)	2	3 undecided	4 (Better through Telediagnosis)	5
-------------------------------------------	---	----------------	-------------------------------------	---

What number best expresses where you prefer to have the retinal exam:

1 (Prefer ophthalmologist's office)	2	3 undecided	4 (Prefer family physician)	5
----------------------------------------	---	----------------	--------------------------------	---

- yes no Do you expect the camera flashlight to bother you?
- yes no Do you expect the pupil dilating drops to bother you?
- yes no In the past five years have you been examined by an ophthalmologist?
- yes no Do you currently carry health insurance?
- yes no Sometimes photographs can only be made if your pupils are made larger with a drop. Were you aware of this?

AFTER telediagnosis

What number best expresses your *satisfaction* with telediagnosis:

1 (Terrible)	2	3 undecided	4	5 (Very good)
-----------------	---	----------------	---	------------------

What number best expresses where you think the *quality* of the retinal exam is best::

1 (Better in ophthalmologist's office)	2	3 undecided	4 (Better through Telediagnosis)	5 (Sis)
-------------------------------------------	---	----------------	-------------------------------------	------------

What number best expresses where you prefer to have the retinal exam now:

1 (Prefer ophthalmologist's office)	2	3 undecided	4 (Prefer family physician)	5
----------------------------------------	---	----------------	--------------------------------	---

- yes no Did the camera flashlight bother you?
- yes no Did the pupil dilating drops bother you? not applicable

Patient Questionnaire

Name _____

Date _____

BEFORE telediagnosis

Thank you for your willingness to participate in this research project.

You are about to undergo digital photographing and diagnosis over the internet by ophthalmologists who are retinal specialists at the University of Iowa. They will evaluate your photographs for signs of diabetic retinopathy, a complication of diabetes. This new technique is called 'telediagnosis'. Until telediagnosis was available, you could only be screened in an ophthalmologist's office with a dilated retinal exam. Please give your best answer.

What number best expresses where you think the *quality* of the retinal exam is best:

1 (Better in ophthalmologist's office)	2	3 undecided	4 (Better through Telediagnosis)	5
-------------------------------------------	---	----------------	-------------------------------------	---

What number best expresses *where* you prefer to have the retinal exam:

1 (Prefer ophthalmologist's office)	2	3 undecided	4 (Prefer family physician)	5
----------------------------------------	---	----------------	--------------------------------	---

yes no Do you expect the camera flashlight to bother you?

yes no Do you expect the pupil dilating drops to bother you?

yes no In the past five years have you been examined by an ophthalmologist?

yes no Do you currently carry health insurance? _____

yes no Sometimes photographs can only be made if your pupils are made larger with a drop. Were you aware of this?

AFTER telediagnosis

What number best expresses your *satisfaction* with telediagnosis:

1 (Terrible)	2	3 undecided	4	5 (Very good)
-----------------	---	----------------	---	------------------

What number best expresses where you think the *quality* of the retinal exam is best::

1 (Better in ophthalmologist's office)	2	3 undecided	4 (Better through Telediagnosis)	5
-------------------------------------------	---	----------------	-------------------------------------	---

What number best expresses *where* you prefer to have the retinal exam now:

1 (Prefer ophthalmologist's office)	2	3 undecided	4 (Prefer family physician)	5
----------------------------------------	---	----------------	--------------------------------	---

yes no Did the camera flashlight bother you?

yes no Did the pupil dilating drops bother you? not applicable

Patient Questionnaire

Name _____

Date _____

BEFORE telediagnosis

Thank you for your willingness to participate in this research project.

You are about to undergo digital photographing and diagnosis over the internet by ophthalmologists who are retinal specialists at the University of Iowa. They will evaluate your photographs for signs of diabetic retinopathy, a complication of diabetes. This new technique is called 'telediagnosis'. Until telediagnosis was available, you could only be screened in an ophthalmologist's office with a dilated retinal exam. Please give your best answer.

What number best expresses where you think the *quality* of the retinal exam is best:

1 (Better in ophthalmologist's office)	2	3 undecided	4 (Better through Telediagnosis)	5
-------------------------------------------	---	----------------	-------------------------------------	---

What number best expresses *where* you prefer to have the retinal exam:

1 (Prefer ophthalmologist's office)	2	3 undecided	4	5 (Prefer family physician)
----------------------------------------	---	----------------	---	--------------------------------

yes no Do you expect the camera flashlight to bother you?

yes no Do you expect the pupil dilating drops to bother you?

yes no In the past five years have you been examined by an ophthalmologist?

yes no Do you currently carry health insurance?

yes no Sometimes photographs can only be made if your pupils are made larger with a drop. Were you aware of this? _____

AFTER telediagnosis

What number best expresses your *satisfaction* with telediagnosis:

1 (Terrible)	2	3 undecided	4	5 (Very good)
-----------------	---	----------------	---	------------------

What number best expresses where you think the *quality* of the retinal exam is best::

1 (Better in ophthalmologist's office)	2	3 undecided	4 (Better through Telediagnosis)	5
-------------------------------------------	---	----------------	-------------------------------------	---

What number best expresses where you prefer to have the retinal exam now:

1 (Prefer ophthalmologist's office)	2	3 undecided	4 (Prefer family physician)	5
----------------------------------------	---	----------------	--------------------------------	---

yes no Did the camera flashlight bother you?

yes no Did the pupil dilating drops bother you? not applicable

Patient questionnaire
BEFORE telediagnosis

Name: [REDACTED]

Thank you for your willingness to participate in this research project. You are about to undergo digital photographing and diagnosis over the internet by ophthalmologists who are retinal specialists at the University of Iowa. They will evaluate your photographs for signs of diabetic retinopathy, a complication of diabetes. This new technique is called 'telediagnosis'. Until telediagnosis was available, you could only be screened in an ophthalmologist's office with a dilated retinal exam.

Please give your best answer to the following questions

Circle where you expect the quality of the retinal exam to be better:

1 2 3 4 5
Ophthalmologist's office Telediagnosis

Circle which retinal exam you prefer:

1 2 3 4 5
Ophthalmologist's office Telediagnosis

- yes no Do you expect the camera flashlight to bother you
- yes no Do you expect the pupil dilating drops to bother you
- yes no In the past five years have you been examined by an ophthalmologist
- yes no Do you currently carry health insurance
- yes no In some cases the photographs can only be made if your pupils are dilated with a drop. Were you aware of this?

Patient questionnaire

AFTER telediagnosis results have been discussed

Name: [REDACTED]

Circle your satisfaction with digital photography of your retina

1 2 3 4 5
Terrible Very good

Circle where you think the retinal exam is better:

1 2 3 4 5
Ophthalmologist's office Telediagnosis

Circle which retinal exam you prefer now:

1 2 3 4 5
Ophthalmologist's office Telediagnosis

- yes no Did the camera flashlight bother you
- yes no Did the pupil dilating drops bother you

After form is completed, please enter into Excel spreadsheet or send to:

Dr. Michael D. Abramoff, MD, PhD
Department of Ophthalmology and Visual Sciences
PFP 11290C
University of Iowa Hospitals and Clinics
200 Hawkins, Iowa City, IA 52242
Tel (319) 384 5833, fax: (319) 353 7996

Patient Questionnaire

Name

Date

BEFORE telediagnosis

Thank you for your willingness to participate in this research project.

You are about to undergo digital photographing and diagnosis over the internet by ophthalmologists who are retinal specialists at the University of Iowa. They will evaluate your photographs for signs of diabetic retinopathy, a complication of diabetes. This new technique is called 'telediagnosis'. Until telediagnosis was available, you could only be screened in an ophthalmologist's office with a dilated retinal exam. Please give your best answer.

What number best expresses where you think the *quality* of the retinal exam is best:

1 (Better in ophthalmologist's office)	2	3 undecided	4 (Better through Telediagnosis)	5
-------------------------------------------	---	----------------	-------------------------------------	---

What number best expresses *where* you prefer to have the retinal exam:

1 (Prefer ophthalmologist's office)	2	3 undecided	4 (Prefer family physician)	5
----------------------------------------	---	----------------	--------------------------------	---

- yes no Do you expect the camera flashlight to bother you?
- yes no Do you expect the pupil dilating drops to bother you?
- yes no In the past five years have you been examined by an ophthalmologist?
- yes no Do you currently carry health insurance?
- yes no Sometimes photographs can only be made if your pupils are made larger with a drop. Were you aware of this?

AFTER telediagnosis

What number best expresses your *satisfaction* with telediagnosis:

1 (Terrible)	2	3 undecided	4	5 (Very good)
-----------------	---	----------------	---	------------------

What number best expresses your where you think the *quality* of the retinal exam is best::

1 (Better in ophthalmologist's office)	2	3 undecided	4 (Better through Telediagnosis)	5
-------------------------------------------	---	----------------	-------------------------------------	---

What number best expresses *where* you prefer to have the retinal exam now:

1 (Prefer ophthalmologist's office)	2	3 undecided	4 (Prefer family physician)	5
----------------------------------------	---	----------------	--------------------------------	---

- yes no Did the camera flashlight bother you?
- yes no Did the pupil dilating drops bother you? not applicable

Patient Questionnaire

Name _____

Date _____

BEFORE telediagnosis

Thank you for your willingness to participate in this research project.

You are about to undergo digital photographing and diagnosis over the internet by ophthalmologists who are retinal specialists at the University of Iowa. They will evaluate your photographs for signs of diabetic retinopathy, a complication of diabetes. This new technique is called 'telediagnosis'. Until telediagnosis was available, you could only be screened in an ophthalmologist's office with a dilated retinal exam. Please give your best answer.

What number best expresses where you think the *quality* of the retinal exam is best:

1 (Better in ophthalmologist's office)	2	3 undecided	4 (Better through Telediagnosis)	5
-------------------------------------------	---	----------------	-------------------------------------	---

What number best expresses where you prefer to have the retinal exam:

1 (Prefer ophthalmologist's office)	2	3 undecided	4 (Prefer family physician)	5
----------------------------------------	---	----------------	--------------------------------	---

- yes no Do you expect the camera flashlight to bother you?
- yes no Do you expect the pupil dilating drops to bother you?
- yes no In the past five years have you been examined by an ophthalmologist?
- yes no Do you currently carry health insurance?
- yes no Sometimes photographs can only be made if your pupils are made larger with a drop. Were you aware of this?

AFTER telediagnosis

What number best expresses your *satisfaction* with telediagnosis:

1 (Terrible)	2	3 undecided	4 (Very good)	5
-----------------	---	----------------	------------------	---

What number best expresses where you think the *quality* of the retinal exam is best::

1 (Better in ophthalmologist's office)	2	3 undecided	4 (Better through Telediagnosis)	5
-------------------------------------------	---	----------------	-------------------------------------	---

What number best expresses where you prefer to have the retinal exam now:

1 (Prefer ophthalmologist's office)	2	3 undecided	4 (Prefer family physician)	5
----------------------------------------	---	----------------	--------------------------------	---

- yes no Did the camera flashlight bother you?
- yes no Did the pupil dilating drops bother you? not applicable

Patient Questionnaire

Name _____

Date _____

BEFORE telediagnosis

Thank you for your willingness to participate in this research project.

You are about to undergo digital photographing and diagnosis over the internet by ophthalmologists who are retinal specialists at the University of Iowa. They will evaluate your photographs for signs of diabetic retinopathy, a complication of diabetes. This new technique is called 'telediagnosis'. Until telediagnosis was available, you could only be screened in an ophthalmologist's office with a dilated retinal exam. Please give your best answer.

What number best expresses where you think the *quality* of the retinal exam is best:

1 (Better in ophthalmologist's office)	2	3 undecided	4 (Better through Telediagnosis)	5
-------------------------------------------	---	----------------	-------------------------------------	---

What number best expresses *where* you prefer to have the retinal exam:

1 (Prefer ophthalmologist's office)	2	3 undecided	4 (Prefer family physician)	5
----------------------------------------	---	----------------	--------------------------------	---

- yes no Do you expect the camera flashlight to bother you?
- yes no Do you expect the pupil dilating drops to bother you?
- yes no In the past five years have you been examined by an ophthalmologist?
- yes no Do you currently carry health insurance?
- yes no Sometimes photographs can only be made if your pupils are made larger with a drop. Were you aware of this?

AFTER telediagnosis

What number best expresses your *satisfaction* with telediagnosis:

1 (Terrible)	2	3 undecided	4	5 (Very good)
-----------------	---	----------------	---	------------------

What number best expresses your where you think the *quality* of the retinal exam is best::

1 (Better in ophthalmologist's office)	2	3 undecided	4 (Better through Telediagnosis)	5
-------------------------------------------	---	----------------	-------------------------------------	---

What number best expresses *where* you prefer to have the retinal exam now:

1 (Prefer ophthalmologist's office)	2	3 undecided	4 (Prefer family physician)	5
----------------------------------------	---	----------------	--------------------------------	---

- yes no Did the camera flashlight bother you?
- yes no Did the pupil dilating drops bother you? not applicable

Patient Questionnaire

Name [REDACTED]

Date [REDACTED]

BEFORE telediagnosis

Thank you for your willingness to participate in this research project.

You are about to undergo digital photographing and diagnosis over the internet by ophthalmologists who are retinal specialists at the University of Iowa. They will evaluate your photographs for signs of diabetic retinopathy, a complication of diabetes. This new technique is called 'telediagnosis'. Until telediagnosis was available, you could only be screened in an ophthalmologist's office with a dilated retinal exam. Please give your best answer.

What number best expresses where you think the *quality* of the retinal exam is best:

1 (Better in ophthalmologist's office)	2	3 undecided	4 (Better through Telediagnosis)	5
-------------------------------------------	---	----------------	-------------------------------------	---

What number best expresses *where* you prefer to have the retinal exam:

1 (Prefer ophthalmologist's office)	2	3 undecided	4 (Prefer family physician)	5
----------------------------------------	---	----------------	--------------------------------	---

- yes no Do you expect the camera flashlight to bother you?
- yes no Do you expect the pupil dilating drops to bother you?
- yes no In the past five years have you been examined by an ophthalmologist?
- yes no Do you currently carry health insurance?
- yes no Sometimes photographs can only be made if your pupils are made larger with a drop. Were you aware of this?

AFTER telediagnosis

What number best expresses your *satisfaction* with telediagnosis:

1 (Terrible)	2	3 undecided	4	5 (Very good)
-----------------	---	----------------	---	------------------

What number best expresses your where you think the *quality* of the retinal exam is best::

1 (Better in ophthalmologist's office)	2	3 undecided	4 (Better through Telediagnosis)	5
-------------------------------------------	---	----------------	-------------------------------------	---

What number best expresses *where* you prefer to have the retinal exam now:

1 (Prefer ophthalmologist's office)	2	3 undecided	4 (Prefer family physician)	5
----------------------------------------	---	----------------	--------------------------------	---

- yes no Did the camera flashlight bother you?
- yes no Did the pupil dilating drops bother you? not applicable

Patient Questionnaire

Name _____

Date _____

BEFORE telediagnosis

Thank you for your willingness to participate in this research project.

You are about to undergo digital photographing and diagnosis over the internet by ophthalmologists who are retinal specialists at the University of Iowa. They will evaluate your photographs for signs of diabetic retinopathy, a complication of diabetes. This new technique is called 'telediagnosis'. Until telediagnosis was available, you could only be screened in an ophthalmologist's office with a dilated retinal exam. Please give your best answer.

What number best expresses where you think the *quality* of the retinal exam is best:

1 (Better in ophthalmologist's office)	2	3 undecided	4 (Better through Telediagnosis)	5
-------------------------------------------	---	----------------	-------------------------------------	---

What number best expresses where you prefer to have the retinal exam:

1 (Prefer ophthalmologist's office)	2	3 undecided	4 (Prefer family physician)	5
----------------------------------------	---	----------------	--------------------------------	---

- yes no Do you expect the camera flashlight to bother you?
- yes no Do you expect the pupil dilating drops to bother you?
- yes no In the past five years have you been examined by an ophthalmologist?
- yes no Do you currently carry health insurance?
- yes no Sometimes photographs can only be made if your pupils are made larger with a drop. Were you aware of this?

AFTER telediagnosis

What number best expresses your *satisfaction* with telediagnosis:

1 (Terrible)	2	3 undecided	4	5 (Very good)
-----------------	---	----------------	---	------------------

What number best expresses your where you think the *quality* of the retinal exam is best::

1 (Better in ophthalmologist's office)	2	3 undecided	4 (Better through Telediagnosis)	5
-------------------------------------------	---	----------------	-------------------------------------	---

What number best expresses where you prefer to have the retinal exam now:

1 (Prefer ophthalmologist's office)	2	3 undecided	4 (Prefer family physician)	5
----------------------------------------	---	----------------	--------------------------------	---

- yes no Did the camera flashlight bother you?
- yes no Did the pupil dilating drops bother you? not applicable

Patient Questionnaire

Name [REDACTED]

Date [REDACTED]

BEFORE telediagnosis

Thank you for your willingness to participate in this research project.

You are about to undergo digital photographing and diagnosis over the internet by ophthalmologists who are retinal specialists at the University of Iowa. They will evaluate your photographs for signs of diabetic retinopathy, a complication of diabetes. This new technique is called 'telediagnosis'. Until telediagnosis was available, you could only be screened in an ophthalmologist's office with a dilated retinal exam. Please give your best answer.

What number best expresses where you think the *quality* of the retinal exam is best:

1 (Better in ophthalmologist's office)	2	3 undecided	4 (Better through Telediagnosis)	5
-------------------------------------------	---	----------------	-------------------------------------	---

What number best expresses *where* you prefer to have the retinal exam:

1 (Prefer ophthalmologist's office)	2	3 undecided	4 (Prefer family physician)	5
----------------------------------------	---	----------------	--------------------------------	---

yes no Do you expect the camera flashlight to bother you?

yes no Do you expect the pupil dilating drops to bother you?

yes no In the past five years have you been examined by an ophthalmologist? [REDACTED]

yes no Do you currently carry health insurance? [REDACTED]

yes no Sometimes photographs can only be made if your pupils are made larger with a drop. Were you aware of this? [REDACTED]

AFTER telediagnosis

What number best expresses your *satisfaction* with telediagnosis:

1 (Terrible)	2	3 undecided	4	5 (Very good)
-----------------	---	----------------	---	------------------

What number best expresses your where you think the *quality* of the retinal exam is best::

1 (Better in ophthalmologist's office)	2	3 undecided	4 (Better through Telediagnosis)	5
-------------------------------------------	---	----------------	-------------------------------------	---

What number best expresses *where* you prefer to have the retinal exam now:

1 (Prefer ophthalmologist's office)	2	3 undecided	4 (Prefer family physician)	5
----------------------------------------	---	----------------	--------------------------------	---

yes no Did the camera flashlight bother you?

yes no Did the pupil dilating drops bother you? not applicable

[REDACTED]

[REDACTED]

Patient Questionnaire

Name [redacted]

Date [redacted]

BEFORE telediagnosis

Thank you for your willingness to participate in this research project.

You are about to undergo digital photographing and diagnosis over the internet by ophthalmologists who are retinal specialists at the University of Iowa. They will evaluate your photographs for signs of diabetic retinopathy, a complication of diabetes. This new technique is called 'telediagnosis'. Until telediagnosis was available, you could only be screened in an ophthalmologist's office with a dilated retinal exam. Please give your best answer.

What number best expresses where you think the quality of the retinal exam is best:

1 (Better in ophthalmologist's office) 2 undecided 3 4 (Better through Telediagnosis) 5

What number best expresses where you prefer to have the retinal exam:

1 (Prefer ophthalmologist's office) 2 undecided 3 4 (Prefer family physician) 5

- Do you expect the camera flashlight to bother you?
Do you expect the pupil dilating drops to bother you?
In the past five years have you been examined by an ophthalmologist?
Do you currently carry health insurance?
Sometimes photographs can only be made if your pupils are made larger with a drop. Were you aware of this?

AFTER telediagnosis

What number best expresses your satisfaction with telediagnosis:

1 (Terrible) 2 undecided 3 4 5 (Very good)

What number best expresses your where you think the quality of the retinal exam is best::

1 (Better in ophthalmologist's office) 2 undecided 3 4 (Better through Telediagnosis) 5

What number best expresses where you prefer to have the retinal exam now:

1 (Prefer ophthalmologist's office) 2 undecided 3 4 (Prefer family physician) 5

- Did the camera flashlight bother you?
Did the pupil dilating drops bother you?
not applicable

Patient questionnaire
BEFORE telediagnosis

Name: [REDACTED]

Thank you for your willingness to participate in this research project.

You are about to undergo digital photographing and diagnosis over the internet by ophthalmologists who are retinal specialists at the University of Iowa. They will evaluate your photographs for signs of diabetic retinopathy, a complication of diabetes. This new technique is called 'telediagnosis'. Until telediagnosis was available, you could only be screened in an ophthalmologist's office with a dilated retinal exam.

Please give your best answer to the following questions

Circle where you expect the quality of the retinal exam to be better:

1 2 3 4 5
Ophthalmologist's office Telediagnosis

Circle which retinal exam you prefer:

1 2 3 4 5
Ophthalmologist's office Telediagnosis

- yes no Do you expect the camera flashlight to bother you
- yes no Do you expect the pupil dilating drops to bother you
- yes no In the past five years have you been examined by an ophthalmologist
- yes no Do you currently carry health insurance
- yes no In some cases the photographs can only be made if your pupils are dilated with a drop. Were you aware of this?

Patient questionnaire

AFTER telediagnosis results have been discussed

Name: [REDACTED] Date: _____

Circle your satisfaction with digital photography of your retina

1 2 3 4 5
Terrible Very good

Circle where you think the retinal exam is better:

1 2 3 4 5
Ophthalmologist's office Telediagnosis

Circle which retinal exam you prefer now:

1 2 3 4 5
Ophthalmologist's office Telediagnosis

- yes no Did the camera flashlight bother you
- yes no Did the pupil dilating drops bother you

After form is completed, please enter into Excel spreadsheet or send to:

Dr. Michael D. Abramoff, MD, PhD
Department of Ophthalmology and Visual Sciences
PPF 11290C
University of Iowa Hospitals and Clinics
200 Hawkins, Iowa City, IA 52242
Tel (319) 384 5833, fax: (319) 353 7996

Patient Questionnaire

Name _____

Date _____

BEFORE telediagnosis

Thank you for your willingness to participate in this research project.

You are about to undergo digital photographing and diagnosis over the internet by ophthalmologists who are retinal specialists at the University of Iowa. They will evaluate your photographs for signs of diabetic retinopathy, a complication of diabetes. This new technique is called 'telediagnosis'. Until telediagnosis was available, you could only be screened in an ophthalmologist's office with a dilated retinal exam. Please give your best answer.

What number best expresses where you think the *quality* of the retinal exam is best:

1 (Better in ophthalmologist's office)	2	3 undecided	4 (Better through Telediagnosis)	5
-------------------------------------------	---	----------------	-------------------------------------	---

What number best expresses *where* you prefer to have the retinal exam:

1 (Prefer ophthalmologist's office)	2	3 undecided	4 (Prefer family physician)	5
----------------------------------------	---	----------------	--------------------------------	---

- yes no Do you expect the camera flashlight to bother you?
- yes no Do you expect the pupil dilating drops to bother you?
- yes no In the past five years have you been examined by an ophthalmologist?
- yes no Do you currently carry health insurance?
- yes no Sometimes photographs can only be made if your pupils are made larger with a drop. Were you aware of this?

AFTER telediagnosis

What number best expresses your *satisfaction* with telediagnosis:

1 (Terrible)	2	3 undecided	4	5 (Very good)
-----------------	---	----------------	---	------------------

What number best expresses your where you think the *quality* of the retinal exam is best::

1 (Better in ophthalmologist's office)	2	3 undecided	4 (Better through Telediagnosis)	5
-------------------------------------------	---	----------------	-------------------------------------	---

What number best expresses *where* you prefer to have the retinal exam now:

1 (Prefer ophthalmologist's office)	2	3 undecided	4	5 (Prefer family physician)
----------------------------------------	---	----------------	---	--------------------------------

- yes no Did the camera flashlight bother you?
- yes no Did the pupil dilating drops bother you? not applicable

Patient Questionnaire

Name _____

Date _____

BEFORE telediagnosis

Thank you for your willingness to participate in this research project.

You are about to undergo digital photographing and diagnosis over the internet by ophthalmologists who are retinal specialists at the University of Iowa. They will evaluate your photographs for signs of diabetic retinopathy, a complication of diabetes. This new technique is called 'telediagnosis'. Until telediagnosis was available, you could only be screened in an ophthalmologist's office with a dilated retinal exam. Please give your best answer.

What number best expresses where you think the *quality* of the retinal exam is best:

1 (Better in ophthalmologist's office)	2	3 undecided	4 (Better through Telediagnosis)	5
-------------------------------------------	---	----------------	-------------------------------------	---

What number best expresses where you prefer to have the retinal exam:

1 (Prefer ophthalmologist's office)	2	3 undecided	4 (Prefer family physician)	5
----------------------------------------	---	----------------	--------------------------------	---

- yes no Do you expect the camera flashlight to bother you?
- yes no Do you expect the pupil dilating drops to bother you?
- yes no In the past five years have you been examined by an ophthalmologist?
- yes no Do you currently carry health insurance?
- yes no Sometimes photographs can only be made if your pupils are made larger with a drop. Were you aware of this?

AFTER telediagnosis

What number best expresses your *satisfaction* with telediagnosis:

1 (Terrible)	2	3 undecided	4	5 (Very good)
-----------------	---	----------------	---	------------------

What number best expresses where you think the *quality* of the retinal exam is best::

1 (Better in ophthalmologist's office)	2	3 undecided	4 (Better through Telediagnosis)	5
-------------------------------------------	---	----------------	-------------------------------------	---

What number best expresses where you prefer to have the retinal exam now:

1 (Prefer ophthalmologist's office)	2	3 undecided	4 (Prefer family physician)	5
----------------------------------------	---	----------------	--------------------------------	---

- yes no Did the camera flashlight bother you?
- yes no Did the pupil dilating drops bother you? not applicable

Patient questionnaire
BEFORE telediagnosis

Name: [REDACTED]

Thank you for your willingness to participate in this research project.
You are about to undergo digital photographing and diagnosis over the internet by ophthalmologists who are retinal specialists at the University of Iowa. They will evaluate your photographs for signs of diabetic retinopathy, a complication of diabetes. This new technique is called 'telediagnosis'. Until telediagnosis was available, you could only be screened in an ophthalmologist's office with a dilated retinal exam.

Please give your best answer to the following questions

Circle where you expect the quality of the retinal exam to be better:

1 2 3 4 5
Ophthalmologist's office Telediagnosis

Circle which retinal exam you prefer:

1 2 3 4 5
Ophthalmologist's office Telediagnosis

- yes no Do you expect the camera flashlight to bother you
- yes no Do you expect the pupil dilating drops to bother you
- yes no In the past five years have you been examined by an ophthalmologist
- yes no Do you currently carry health insurance
- yes no In some cases the photographs can only be made if your pupils are dilated with a drop. Were you aware of this?

Patient questionnaire

Name: [REDACTED] Date: [REDACTED] Results have been discussed

Circle your satisfaction with digital photography of your retina

1 2 3 4 5
Terrible Very good

Circle where you think the retinal exam is better:

1 2 3 4 5
Ophthalmologist's office Telediagnosis

Circle which retinal exam you prefer now:

1 2 3 4 5
Ophthalmologist's office Telediagnosis

- yes no Did the camera flashlight bother you
- yes no Did the pupil dilating drops bother you

After form is completed, please enter into Excel spreadsheet or send to:

Dr. Michael D. Abramoff, MD, PhD
Department of Ophthalmology and Visual Sciences
PFF 11290C
University of Iowa Hospitals and Clinics
200 Hawkins, Iowa City, IA 52242
Tel (319) 384 5833, fax: (319) 353 7996

Patient Questionnaire

Name _____

Date _____

BEFORE telediagnosis

Thank you for your willingness to participate in this research project.

You are about to undergo digital photographing and diagnosis over the internet by ophthalmologists who are retinal specialists at the University of Iowa. They will evaluate your photographs for signs of diabetic retinopathy, a complication of diabetes. This new technique is called 'telediagnosis'. Until telediagnosis was available, you could only be screened in an ophthalmologist's office with a dilated retinal exam. Please give your best answer.

What number best expresses where you think the *quality* of the retinal exam is best:

1 (Better in ophthalmologist's office)	2	3 undecided	4 (Better through Telediagnosis)	5
-------------------------------------------	---	----------------	-------------------------------------	---


What number best expresses where you prefer to have the retinal exam:

1 (Prefer ophthalmologist's office)	2	3 undecided	4 (Prefer family physician)	5
----------------------------------------	---	----------------	--------------------------------	---

- yes no Do you expect the camera flashlight to bother you?
- yes no Do you expect the pupil dilating drops to bother you?
- yes no In the past five years have you been examined by an ophthalmologist?
- yes no Do you currently carry health insurance?
- yes no Sometimes photographs can only be made if your pupils are made larger with a drop. Were you aware of this?

AFTER telediagnosis

What number best expresses your *satisfaction* with telediagnosis:

1 (Terrible)	2	3 undecided	4 	5 (Very good)
-----------------	---	----------------	--------------------------------------------------------------------------------------------	------------------


What number best expresses where you think the *quality* of the retinal exam is best::

1 (Better in ophthalmologist's office)	2	3 undecided	4 (Better through Telediagnosis)	5
-------------------------------------------	---	----------------	-------------------------------------	---

What number best expresses where you prefer to have the retinal exam now:

1 (Prefer ophthalmologist's office)	2	3 undecided	4 (Prefer family physician)	5
----------------------------------------	---	----------------	--------------------------------	---

- yes no Did the camera flashlight bother you?
- yes no Did the pupil dilating drops bother you? not applicable



Patient Questionnaire

Name [Redacted]

Date [Redacted]

BEFORE telediagnosis

Thank you for your willingness to participate in this research project.

You are about to undergo digital photographing and diagnosis over the internet by ophthalmologists who are retinal specialists at the University of Iowa. They will evaluate your photographs for signs of diabetic retinopathy, a complication of diabetes. This new technique is called 'telediagnosis'. Until telediagnosis was available, you could only be screened in an ophthalmologist's office with a dilated retinal exam. Please give your best answer.

What number best expresses where you think the *quality* of the retinal exam is best:

1 (Better in ophthalmologist's office)	2	3 undecided	4	5 (Better through Telediagnosis)
-------------------------------------------	---	----------------	---	-------------------------------------

What number best expresses *where* you prefer to have the retinal exam:

1 (Prefer ophthalmologist's office)	2	3 undecided	4	5 (Prefer family physician)
----------------------------------------	---	----------------	---	--------------------------------

- yes no Do you expect the camera flashlight to bother you?
- yes no Do you expect the pupil dilating drops to bother you?
- yes no In the past five years have you been examined by an ophthalmologist?
- yes no Do you currently carry health insurance?
- yes no Sometimes photographs can only be made if your pupils are made larger with a drop. Were you aware of this?

AFTER telediagnosis

What number best expresses your *satisfaction* with telediagnosis:

1 (Terrible)	2	3 undecided	4	5 (Very good)
-----------------	---	----------------	---	------------------

What number best expresses your where you think the *quality* of the retinal exam is best::

1 (Better in ophthalmologist's office)	2	3 undecided	4	5 (Better through Telediagnosis)
-------------------------------------------	---	----------------	---	-------------------------------------

What number best expresses *where* you prefer to have the retinal exam now:

1 (Prefer ophthalmologist's office)	2	3 undecided	4	5 (Prefer family physician)
----------------------------------------	---	----------------	---	--------------------------------

- yes no Did the camera flashlight bother you?
- yes no Did the pupil dilating drops bother you? not applicable

[Redacted]

[Redacted]

Patient questionnaire
BEFORE telediagnosis

Name: _____

Thank you for your willingness to participate in this research project.

You are about to undergo digital photographing and diagnosis over the internet by ophthalmologists who are retinal specialists at the University of Iowa. They will evaluate your photographs for signs of diabetic retinopathy, a complication of diabetes. This new technique is called 'telediagnosis'. Until telediagnosis was available, you could only be screened in an ophthalmologist's office with a dilated retinal exam.

Please give your best answer to the following questions

Circle where you expect the quality of the retinal exam to be better:

1 2 3 4 5
Ophthalmologist's office Telediagnosis

Circle which retinal exam you prefer:

1 2 3 4 5
Ophthalmologist's office Telediagnosis

- yes no Do you expect the camera flashlight to bother you
- yes no Do you expect the pupil dilating drops to bother you
- yes no In the past five years have you been examined by an ophthalmologist
- yes no Do you currently carry health insurance
- yes no In some cases the photographs can only be made if your pupils are dilated with a drop. Were you aware of this?

Patient questionnaire
AFTER telediagnosis results have been discussed

Name: _____ Date: _____

Circle your satisfaction with digital photography of your retina

1 2 3 4 5
Terrible Very good

Circle where you think the retinal exam is better:

1 2 3 4 5
Ophthalmologist's office Telediagnosis

Circle which retinal exam you prefer now:

1 2 3 4 5
Ophthalmologist's office Telediagnosis

- yes no Did the camera flashlight bother you
- yes no Did the pupil dilating drops bother you

After form is completed, please enter into Excel spreadsheet or send to:
Dr. Michael D. Abramoff, MD, PhD
Department of Ophthalmology and Visual Sciences
PFP 11290C
University of Iowa Hospitals and Clinics
200 Hawkins, Iowa City, IA 52242
Tel (319) 384 5833, fax: (319) 353 7996

Patient questionnaire

BEFORE telediagnosis

Name: _____

Thank you for your willingness to participate in this research project. You are about to undergo digital photographing and diagnosis over the internet by ophthalmologists who are retinal specialists at the University of Iowa. They will evaluate your photographs for signs of diabetic retinopathy, a complication of diabetes. This new technique is called 'telediagnosis'. Until telediagnosis was available, you could only be screened in an ophthalmologist's office with a dilated retinal exam.

Please give your best answer to the following questions

Circle where you expect the quality of the retinal exam to be better:

1 2 3 4 5
Ophthalmologist's office Telediagnosis

Circle which retinal exam you prefer:

1 2 3 4 5
Ophthalmologist's office Telediagnosis

- checkbox yes/no Do you expect the camera flashlight to bother you
checkbox yes/no Do you expect the pupil dilating drops to bother you
checkbox yes/no In the past five years have you been examined by an ophthalmologist
checkbox yes/no Do you currently carry health insurance
checkbox yes/no In some cases the photographs can only be made if your pupils are dilated with a drop. Were you aware of this?

Patient questionnaire

AFTER telediagnosis results have been discussed

Name: _____ Date: _____

Circle your satisfaction with digital photography of your retina

1 2 3 4 5
Terrible Very good

Circle where you think the retinal exam is better:

1 2 3 4 5
Ophthalmologist's office Telediagnosis

Circle which retinal exam you prefer now:

1 2 3 4 5
Ophthalmologist's office Telediagnosis

- checkbox yes/no Did the camera flashlight bother you
checkbox yes/no Did the drops bother you

After form is completed, please enter into Excel spreadsheet or send to: Dr. Michael D. Abramoff, MD, PhD Department of Ophthalmology and Visual Sciences PFP 11290C University of Iowa Hospitals and Clinics 200 Hawkins, Iowa City, IA 52242 Tel (319) 384 5833, fax: (319) 353 7996


Patient Questionnaire



Name



Date



BEFORE telediagnosis

Thank you for your willingness to participate in this research project.

You are about to undergo digital photographing and diagnosis over the internet by ophthalmologists who are retinal specialists at the University of Iowa. They will evaluate your photographs for signs of diabetic retinopathy, a complication of diabetes. This new technique is called 'telediagnosis'. Until telediagnosis was available, you could only be screened in an ophthalmologist's office with a dilated retinal exam. Please give your best answer.

What number best expresses where you think the quality of the retinal exam is best:

1 (Better in ophthalmologist's office)	2	3 undecided	4 (Better through Telediagnosis)	5
-------------------------------------------	---	----------------	-------------------------------------	---

What number best expresses where you prefer to have the retinal exam:

1 (Prefer ophthalmologist's office)	2	3 undecided	4 (Prefer family physician)	5
----------------------------------------	---	----------------	--------------------------------	---

yes no Do you expect the camera flashlight to bother you?

yes no Do you expect the pupil dilating drops to bother you?

yes no In the past five years have you been examined by an ophthalmologist?

yes no Do you currently carry health insurance?

yes no Sometimes photographs can only be made if your pupils are made larger with a drop. Were you aware of this?

AFTER telediagnosis

What number best expresses your satisfaction with telediagnosis:

1 (Terrible)	2	3 undecided	4	5 (Very good)
-----------------	---	----------------	---	------------------

What number best expresses where you think the quality of the retinal exam is best::


1 (Better in ophthalmologist's office)	2	3 undecided	4 (Better through Telediagnosis)	5
-------------------------------------------	---	----------------	-------------------------------------	---

What number best expresses where you prefer to have the retinal exam now:

1 (Prefer ophthalmologist's office)	2	3 undecided	4 (Prefer family physician)	5
----------------------------------------	---	----------------	--------------------------------	---

yes no Did the camera flashlight bother you?

yes no Did the pupil dilating drops bother you? not applicable



Patient questionnaire
BEFORE telediagnosis

Name: [REDACTED]

Thank you for your willingness to participate in this research project. You are about to undergo digital photographing and diagnosis over the internet by ophthalmologists who are retinal specialists at the University of Iowa. They will evaluate your photographs for signs of diabetic retinopathy, a complication of diabetes. This new technique is called 'telediagnosis'. Until telediagnosis was available, you could only be screened in an ophthalmologist's office with a dilated retinal exam.

Please give your best answer to the following questions

Circle where you expect the quality of the retinal exam to be better:

1 2 3 4 5
Ophthalmologist's office Telediagnosis

Circle which retinal exam you prefer:

1 2 3 4 5
Ophthalmologist's office Telediagnosis

- yes no Do you expect the camera flashlight to bother you
- yes no Do you expect the pupil dilating drops to bother you
- yes no In the past five years have you been examined by an ophthalmologist
- yes no Do you currently carry health insurance
- yes no In some cases the photographs can only be made if your pupils are dilated with a drop. Were you aware of this?

Patient questionnaire
AFTER telediagnosis results have been discussed

Name: _____ Date: _____

Circle your satisfaction with digital photography of your retina

1 2 3 4 5
Terrible Very good

Circle where you think the retinal exam is better:

1 2 3 4 5
Ophthalmologist's office Telediagnosis

Circle which retinal exam you prefer now:

1 2 3 4 5
Ophthalmologist's office Telediagnosis

- yes no Did the camera flashlight bother you
- yes no Did the pupil dilating drops bother you

After form is completed, please enter into Excel spreadsheet or send to:
Dr. Michael D. Abramoff, MD, PhD
Department of Ophthalmology and Visual Sciences
PFP 11290C
University of Iowa Hospitals and Clinics
200 Hawkins, Iowa City, IA 52242
Tel (319) 384 5833, fax: (319) 353 7996

Patient Questionnaire

Name [REDACTED]

Date [REDACTED]

BEFORE telediagnosis

Thank you for your willingness to participate in this research project.

You are about to undergo digital photographing and diagnosis over the internet by ophthalmologists who are retinal specialists at the University of Iowa. They will evaluate your photographs for signs of diabetic retinopathy, a complication of diabetes. This new technique is called 'telediagnosis'. Until telediagnosis was available, you could only be screened in an ophthalmologist's office with a dilated retinal exam. Please give your best answer.

What number best expresses where you think the *quality* of the retinal exam is best:

1 (Better in ophthalmologist's office)	2	3 undecided	4	5 (Better through Telediagnosis)
-------------------------------------------	---	----------------	---	-------------------------------------

What number best expresses *where* you prefer to have the retinal exam:

1 (Prefer ophthalmologist's office)	2	3 undecided	4	5 (Prefer family physician)
----------------------------------------	---	----------------	---	--------------------------------

yes no Do you expect the camera flashlight to bother you?

yes no Do you expect the pupil dilating drops to bother you?

yes no In the past five years have you been examined by an ophthalmologist?

yes no Do you currently carry health insurance?

yes no Sometimes photographs can only be made if your pupils are made larger with a drop. Were you aware of this?

AFTER telediagnosis

What number best expresses your *satisfaction* with telediagnosis:

1 (Terrible)	2	3 undecided	4	5 (Very good)
-----------------	---	----------------	---	------------------

What number best expresses where you think the *quality* of the retinal exam is best::

1 (Better in ophthalmologist's office)	2	3 undecided	4	5 (Better through Telediagnosis)
-------------------------------------------	---	----------------	---	-------------------------------------

What number best expresses *where* you prefer to have the retinal exam now:

1 (Prefer ophthalmologist's office)	2	3 undecided	4	5 (Prefer family physician)
----------------------------------------	---	----------------	---	--------------------------------

yes no Did the camera flashlight bother you?

yes no Did the pupil dilating drops bother you? not applicable

Patient Questionnaire

Name _____

Date _____

BEFORE telediagnosis

Thank you for your willingness to participate in this research project.

You are about to undergo digital photographing and diagnosis over the internet by ophthalmologists who are retinal specialists at the University of Iowa. They will evaluate your photographs for signs of diabetic retinopathy, a complication of diabetes. This new technique is called 'telediagnosis'. Until telediagnosis was available, you could only be screened in an ophthalmologist's office with a dilated retinal exam. Please give your best answer.

What number best expresses where you think the *quality* of the retinal exam is best:

1 (Better in ophthalmologist's office)	2	3 undecided	4 (Better through Telediagnosis)	5
-------------------------------------------	---	----------------	-------------------------------------	---

What number best expresses *where* you prefer to have the retinal exam:

1 (Prefer ophthalmologist's office)	2	3 undecided	4 (Prefer family physician)	5
----------------------------------------	---	----------------	--------------------------------	---

- yes no Do you expect the camera flashlight to bother you?
- yes no Do you expect the pupil dilating drops to bother you?
- yes no In the past five years have you been examined by an ophthalmologist?
- yes no Do you currently carry health insurance?
- yes no Sometimes photographs can only be made if your pupils are made larger with a drop. Were you aware of this?

AFTER telediagnosis

What number best expresses your *satisfaction* with telediagnosis:

1 (Terrible)	2	3 undecided	4	5 (Very good)
-----------------	---	----------------	---	------------------

What number best expresses where you think the *quality* of the retinal exam is best::

1 (Better in ophthalmologist's office)	2	3 undecided	4 (Better through Telediagnosis)	5
-------------------------------------------	---	----------------	-------------------------------------	---

What number best expresses *where* you prefer to have the retinal exam now:

1 (Prefer ophthalmologist's office)	2	3 undecided	4 (Prefer family physician)	5
----------------------------------------	---	----------------	--------------------------------	---

- yes no Did the camera flashlight bother you?
- yes no Did the pupil dilating drops bother you? not applicable

Patient Questionnaire

Name _____

Date _____

BEFORE telediagnosis

Thank you for your willingness to participate in this research project.

You are about to undergo digital photographing and diagnosis over the internet by ophthalmologists who are retinal specialists at the University of Iowa. They will evaluate your photographs for signs of diabetic retinopathy, a complication of diabetes. This new technique is called 'telediagnosis'. Until telediagnosis was available, you could only be screened in an ophthalmologist's office with a dilated retinal exam. Please give your best answer.

What number best expresses where you think the *quality* of the retinal exam is best:

1 (Better in ophthalmologist's office)	2	3 undecided	4	5 (Better through Telediagnosis)
-------------------------------------------	---	----------------	---	-------------------------------------

What number best expresses *where* you prefer to have the retinal exam:

1 (Prefer ophthalmologist's office)	2	3 undecided	4	5 (Prefer family physician)
----------------------------------------	---	----------------	---	--------------------------------

- yes no Do you expect the camera flashlight to bother you?
- yes no Do you expect the pupil dilating drops to bother you?
- yes no In the past five years have you been examined by an ophthalmologist?
- yes no Do you currently carry health insurance?
- yes no Sometimes photographs can only be made if your pupils are made larger with a drop. Were you aware of this?

AFTER telediagnosis

What number best expresses your *satisfaction* with telediagnosis:

1 (Terrible)	2	3 undecided	4	5 (Very good)
-----------------	---	----------------	---	------------------

What number best expresses where you think the *quality* of the retinal exam is best::

1 (Better in ophthalmologist's office)	2	3 undecided	4	5 (Better through Telediagnosis)
-------------------------------------------	---	----------------	---	-------------------------------------

What number best expresses *where* you prefer to have the retinal exam now:

1 (Prefer ophthalmologist's office)	2	3 undecided	4	5 (Prefer family physician)
----------------------------------------	---	----------------	---	--------------------------------

- yes no Did the camera flashlight bother you?
- yes no Did the pupil dilating drops bother you? not applicable

Patient questionnaire

BEFORE telediagnosis

Name: _____

Thank you for your willingness to participate in this research project.

You are about to undergo digital photographing and diagnosis over the internet by ophthalmologists who are retinal specialists at the University of Iowa. They will evaluate your photographs for signs of diabetic retinopathy, a complication of diabetes. This new technique is called 'telediagnosis'. Until telediagnosis was available, you could only be screened in an ophthalmologist's office with a dilated retinal exam.

Please give your best answer to the following questions

Circle where you expect the quality of the retinal exam to be better:

1 2 3 4 5
Ophthalmologist's office Telediagnosis

Circle which retinal exam you prefer:

1 2 3 4 5
Ophthalmologist's office Telediagnosis

- yes no Do you expect the camera flashlight to bother you
- yes no Do you expect the pupil dilating drops to bother you
- yes no In the past five years have you been examined by an ophthalmologist
- yes no Do you currently carry health insurance
- yes no In some cases the photographs can only be made if your pupils are dilated with a drop. Were you aware of this?

Patient questionnaire

AFTER telediagnosis results have been discussed

Name: _____ Date: _____

Circle your satisfaction with digital photography of your retina

1 2 3 4 5
Terrible Very good

Circle where you think the retinal exam is better:

1 2 3 4 5
Ophthalmologist's office Telediagnosis

Circle which retinal exam you prefer now:

1 2 3 4 5
Ophthalmologist's office Telediagnosis

- yes no Did the camera flashlight bother you
- yes no Did the pupil dilating drops bother you

After form is completed, please enter into Excel spreadsheet or send to:

Dr. Michael D. Abramoff, MD, PhD
Department of Ophthalmology and Visual Sciences
PFP 11290C
University of Iowa Hospitals and Clinics
200 Hawkins, Iowa City, IA 52242
Tel (319) 384 5833, fax: (319) 353 7996

Patient questionnaire
BEFORE telediagnosis

Name: [REDACTED]

Thank you for your willingness to participate in this research project.

You are about to undergo digital photographing and diagnosis over the internet by ophthalmologists who are retinal specialists at the University of Iowa. They will evaluate your photographs for signs of diabetic retinopathy, a complication of diabetes. This new technique is called 'telediagnosis'. Until telediagnosis was available, you could only be screened in an ophthalmologist's office with a dilated retinal exam.

Please give your best answer to the following questions

Circle where you expect the quality of the retinal exam to be better:

1 2 3 4 5
Ophthalmologist's office Telediagnosis

Circle which retinal exam you prefer:

1 2 3 4 5
Ophthalmologist's office Telediagnosis

- yes no Do you expect the camera flashlight to bother you
- yes no Do you expect the pupil dilating drops to bother you
- yes no In the past five years have you been examined by an ophthalmologist
- yes no Do you currently carry health insurance
- yes no In some cases the photographs can only be made if your pupils are dilated with a drop. Were you aware of this?

Patient questionnaire
AFTER telediagnosis results have been discussed

Name: _____ Date: _____

Circle your satisfaction with digital photography of your retina

1 2 3 4 5
Terrible Very good

Circle where you think the retinal exam is better:

1 2 3 4 5
Ophthalmologist's office Telediagnosis

Circle which retinal exam you prefer now:

1 2 3 4 5
Ophthalmologist's office Telediagnosis

- yes no Did the camera flashlight bother you
- yes no Did the pupil dilating drops bother you

After form is completed, please enter into Excel spreadsheet or send to:

Dr. Michael D. Abramoff, MD, PhD
Department of Ophthalmology and Visual Sciences
PFP 11290C
University of Iowa Hospitals and Clinics
200 Hawkins, Iowa City, IA 52242
Tel (319) 384 5833, fax: (319) 353 7996

Patient Questionnaire

Name

Date

BEFORE telediagnosis

Thank you for your willingness to participate in this research project.

You are about to undergo digital photographing and diagnosis over the internet by ophthalmologists who are retinal specialists at the University of Iowa. They will evaluate your photographs for signs of diabetic retinopathy, a complication of diabetes. This new technique is called 'telediagnosis'. Until telediagnosis was available, you could only be screened in an ophthalmologist's office with a dilated retinal exam. Please give your best answer.

What number best expresses where you think the *quality* of the retinal exam is best:

1 (Better in ophthalmologist's office)	2	3 undecided	4	5 (Better through Telediagnosis)
-------------------------------------------	---	----------------	---	-------------------------------------

What number best expresses *where* you prefer to have the retinal exam:

1 (Prefer ophthalmologist's office)	2	3 undecided	4	5 (Prefer family physician)
----------------------------------------	---	----------------	---	--------------------------------

yes no Do you expect the camera flashlight to bother you?

yes no Do you expect the pupil dilating drops to bother you?

yes no In the past five years have you been examined by an ophthalmologist?

yes no Do you currently carry health insurance?

yes no Sometimes photographs can only be made if your pupils are made larger with a drop. Were you aware of this?

AFTER telediagnosis

What number best expresses your *satisfaction* with telediagnosis:

1 (Terrible)	2	3 undecided	4	5 (Very good)
-----------------	---	----------------	---	------------------

What number best expresses your where you think the *quality* of the retinal exam is best::

1 (Better in ophthalmologist's office)	2	3 undecided	4	5 (Better through Telediagnosis)
-------------------------------------------	---	----------------	---	-------------------------------------

What number best expresses *where* you prefer to have the retinal exam now:

1 (Prefer ophthalmologist's office)	2	3 undecided	4	5 (Prefer family physician)
----------------------------------------	---	----------------	---	--------------------------------

yes no Did the camera flashlight bother you?

yes no Did the pupil dilating drops bother you? not applicable

Patient Questionnaire

Name _____

Date _____

BEFORE telediagnosis

Thank you for your willingness to participate in this research project.

You are about to undergo digital photographing and diagnosis over the internet by ophthalmologists who are retinal specialists at the University of Iowa. They will evaluate your photographs for signs of diabetic retinopathy, a complication of diabetes. This new technique is called 'telediagnosis'. Until telediagnosis was available, you could only be screened in an ophthalmologist's office with a dilated retinal exam. Please give your best answer.

What number best expresses where you think the *quality* of the retinal exam is best:

1 (Better in ophthalmologist's office)	2	<u>3</u> undecided	4	5 (Better through Telediagnosis)
-------------------------------------------	---	-----------------------	---	-------------------------------------

What number best expresses *where* you prefer to have the retinal exam:

1 (Prefer ophthalmologist's office)	2	<u>3</u> undecided	4	5 (Prefer family physician)
----------------------------------------	---	-----------------------	---	--------------------------------

yes no Do you expect the camera flashlight to bother you?

yes no Do you expect the pupil dilating drops to bother you?

yes no In the past five years have you been examined by an ophthalmologist?

yes no Do you currently carry health insurance?

yes no Sometimes photographs can only be made if your pupils are made larger with a drop. Were you aware of this?

AFTER telediagnosis

What number best expresses your *satisfaction* with telediagnosis:

1 (Terrible)	2	<u>3</u> undecided	4	5 (Very good)
-----------------	---	-----------------------	---	------------------

What number best expresses where you think the *quality* of the retinal exam is best::


1 (Better in ophthalmologist's office)	2	<u>3</u> undecided	4	5 (Better through Telediagnosis)
-------------------------------------------	---	-----------------------	---	-------------------------------------

What number best expresses *where* you prefer to have the retinal exam now:

1 (Prefer ophthalmologist's office)	2	<u>3</u> undecided	4	5 (Prefer family physician)
----------------------------------------	---	-----------------------	---	--------------------------------

yes no Did the camera flashlight bother you?

yes no Did the pupil dilating drops bother you? not applicable



Patient Questionnaire

Name _____

Date _____

BEFORE telediagnosis

Thank you for your willingness to participate in this research project.

You are about to undergo digital photographing and diagnosis over the internet by ophthalmologists who are retinal specialists at the University of Iowa. They will evaluate your photographs for signs of diabetic retinopathy, a complication of diabetes. This new technique is called 'telediagnosis'. Until telediagnosis was available, you could only be screened in an ophthalmologist's office with a dilated retinal exam. Please give your best answer.

What number best expresses where you think the *quality* of the retinal exam is best:

1 (Better in ophthalmologist's office)	2	3 undecided	4 (Better through Telediagnosis)	5
-------------------------------------------	---	----------------	-------------------------------------	---

What number best expresses *where* you prefer to have the retinal exam:

1 (Prefer ophthalmologist's office)	2	3 undecided	4 (Prefer family physician)	5
----------------------------------------	---	----------------	--------------------------------	---

yes no Do you expect the camera flashlight to bother you?

yes no Do you expect the pupil dilating drops to bother you?

yes no In the past five years have you been examined by an ophthalmologist?

yes no Do you currently carry health insurance? _____

yes no Sometimes photographs can only be made if your pupils are made larger with a drop. Were you aware of this?

AFTER telediagnosis

What number best expresses your *satisfaction* with telediagnosis:

1 (Terrible)	2	3 undecided	4	5 (Very good)
-----------------	---	----------------	---	------------------

What number best expresses where you think the *quality* of the retinal exam is best::


1 (Better in ophthalmologist's office)	2	3 undecided	4 (Better through Telediagnosis)	5
-------------------------------------------	---	----------------	-------------------------------------	---

What number best expresses *where* you prefer to have the retinal exam now:

1 (Prefer ophthalmologist's office)	2	3 undecided	4 (Prefer family physician)	5
----------------------------------------	---	----------------	--------------------------------	---

yes no Did the camera flashlight bother you?

yes no Did the pupil dilating drops bother you? not applicable



[REDACTED]

Patient Questionnaire

Name [REDACTED]

Date [REDACTED]

BEFORE telediagnosis

Thank you for your willingness to participate in this research project.

You are about to undergo digital photographing and diagnosis over the internet by ophthalmologists who are retinal specialists at the University of Iowa. They will evaluate your photographs for signs of diabetic retinopathy, a complication of diabetes. This new technique is called 'telediagnosis'. Until telediagnosis was available, you could only be screened in an ophthalmologist's office with a dilated retinal exam. Please give your best answer.

What number best expresses where you think the *quality* of the retinal exam is best:

1 (Better in ophthalmologist's office)	2	3 undecided	4	5 (Better through Telediagnosis)
-------------------------------------------	---	----------------	---	-------------------------------------

What number best expresses where you prefer to have the retinal exam:

1 (Prefer ophthalmologist's office)	2	3 undecided	4 (Prefer family physician)	5
----------------------------------------	---	----------------	--------------------------------	---

- yes no Do you expect the camera flashlight to bother you?
- yes no Do you expect the pupil dilating drops to bother you?
- yes no In the past five years have you been examined by an ophthalmologist?
- yes no Do you currently carry health insurance?
- yes no Sometimes photographs can only be made if your pupils are made larger with a drop. Were you aware of this?

AFTER telediagnosis

What number best expresses your *satisfaction* with telediagnosis:

1 (Terrible)	2	3 undecided	4	5 (Very good)
-----------------	---	----------------	---	------------------

What number best expresses where you think the *quality* of the retinal exam is best::

1 (Better in ophthalmologist's office)	2	3 undecided	4 (Better through Telediagnosis)	5
-------------------------------------------	---	----------------	-------------------------------------	---

What number best expresses where you prefer to have the retinal exam now:

1 (Prefer ophthalmologist's office)	2	3 undecided	4 (Prefer family physician)	5
----------------------------------------	---	----------------	--------------------------------	---

- yes no Did the camera flashlight bother you?
 - yes no Did the pupil dilating drops bother you? not applicable
- [REDACTED]

Patient Questionnaire

Name [REDACTED]

Date [REDACTED]

BEFORE telediagnosis

Thank you for your willingness to participate in this research project.

You are about to undergo digital photographing and diagnosis over the internet by ophthalmologists who are retinal specialists at the University of Iowa. They will evaluate your photographs for signs of diabetic retinopathy, a complication of diabetes. This new technique is called 'telediagnosis'. Until telediagnosis was available, you could only be screened in an ophthalmologist's office with a dilated retinal exam. Please give your best answer.

What number best expresses where you think the *quality* of the retinal exam is best:

1 (Better in ophthalmologist's office)	2	3 undecided	4 (Better through Telediagnosis)	5
-------------------------------------------	---	----------------	-------------------------------------	---

What number best expresses *where* you prefer to have the retinal exam:

1 (Prefer ophthalmologist's office)	2	3 undecided	4 (Prefer family physician)	5
----------------------------------------	---	----------------	--------------------------------	---

yes no Do you expect the camera flashlight to bother you?

yes no Do you expect the pupil dilating drops to bother you?

yes no In the past five years have you been examined by an ophthalmologist?

yes no Do you currently carry health insurance?

yes no Sometimes photographs can only be made if your pupils are made larger with a drop. Were you aware of this?

AFTER telediagnosis

What number best expresses your *satisfaction* with telediagnosis:

1 (Terrible)	2	3 undecided	4	5 (Very good)
-----------------	---	----------------	---	------------------

What number best expresses where you think the *quality* of the retinal exam is best::

1 (Better in ophthalmologist's office)	2	3 undecided	4 (Better through Telediagnosis)	5
-------------------------------------------	---	----------------	-------------------------------------	---

What number best expresses *where* you prefer to have the retinal exam now:

1 (Prefer ophthalmologist's office)	2	3 undecided	4 (Prefer family physician)	5
----------------------------------------	---	----------------	--------------------------------	---

yes no Did the camera flashlight bother you?

yes no Did the pupil dilating drops bother you? not applicable

Patient Questionnaire

Name _____

Date _____

BEFORE telediagnosis

Thank you for your willingness to participate in this research project.

You are about to undergo digital photographing and diagnosis over the internet by ophthalmologists who are retinal specialists at the University of Iowa. They will evaluate your photographs for signs of diabetic retinopathy, a complication of diabetes. This new technique is called 'telediagnosis'. Until telediagnosis was available, you could only be screened in an ophthalmologist's office with a dilated retinal exam. Please give your best answer.

What number best expresses where you think the *quality* of the retinal exam is best:

1 (Better in ophthalmologist's office)	2	3 undecided	4	5 (Better through Telediagnosis)
-------------------------------------------	---	----------------	---	-------------------------------------

What number best expresses where you prefer to have the retinal exam:

1 (Prefer ophthalmologist's office)	2	3 undecided	4	5 (Prefer family physician)
----------------------------------------	---	----------------	---	--------------------------------

- yes no Do you expect the camera flashlight to bother you?
- yes no Do you expect the pupil dilating drops to bother you?
- yes no In the past five years have you been examined by an ophthalmologist?
- yes no Do you currently carry health insurance?
- yes no Sometimes photographs can only be made if your pupils are made larger with a drop. Were you aware of this?

AFTER telediagnosis

What number best expresses your *satisfaction* with telediagnosis:

1 (Terrible)	2	3 undecided	4	5 (Very good)
-----------------	---	----------------	---	------------------

What number best expresses where you think the *quality* of the retinal exam is best::

1 (Better in ophthalmologist's office)	2	3 undecided	4	5 (Better through Telediagnosis)
-------------------------------------------	---	----------------	---	-------------------------------------

What number best expresses where you prefer to have the retinal exam now:

1 (Prefer ophthalmologist's office)	2	3 undecided	4	5 (Prefer family physician)
----------------------------------------	---	----------------	---	--------------------------------

- yes no Did the camera flashlight bother you?
- yes no Did the pupil dilating drops bother you? not applicable

Patient Questionnaire

Name _____

Date _____

BEFORE telediagnosis

Thank you for your willingness to participate in this research project.

You are about to undergo digital photographing and diagnosis over the internet by ophthalmologists who are retinal specialists at the University of Iowa. They will evaluate your photographs for signs of diabetic retinopathy, a complication of diabetes. This new technique is called 'telediagnosis'. Until telediagnosis was available, you could only be screened in an ophthalmologist's office with a dilated retinal exam. Please give your best answer.

What number best expresses where you think the *quality* of the retinal exam is best:

1 (Better in ophthalmologist's office)	2	3 undecided	4	5 (Better through Telediagnosis)
-------------------------------------------	---	----------------	---	-------------------------------------

What number best expresses where you prefer to have the retinal exam:

1 (Prefer ophthalmologist's office)	2	3 undecided	4	5 (Prefer family physician)
----------------------------------------	---	----------------	---	--------------------------------

- yes no Do you expect the camera flashlight to bother you?
- yes no Do you expect the pupil dilating drops to bother you?
- yes no In the past five years have you been examined by an ophthalmologist?
- yes no Do you currently carry health insurance?
- yes no Sometimes photographs can only be made if your pupils are made larger with a drop. Were you aware of this?

AFTER telediagnosis

What number best expresses your *satisfaction* with telediagnosis:

1 (Terrible)	2	3 undecided	4	5 (Very good)
-----------------	---	----------------	---	------------------

What number best expresses where you think the *quality* of the retinal exam is best::

1 (Better in ophthalmologist's office)	2	3 undecided	4	5 (Better through Telediagnosis)
-------------------------------------------	---	----------------	---	-------------------------------------

What number best expresses where you prefer to have the retinal exam now:

1 (Prefer ophthalmologist's office)	2	3 undecided	4	5 (Prefer family physician)
----------------------------------------	---	----------------	---	--------------------------------

- yes no Did the camera flashlight bother you?
- yes no Did the pupil dilating drops bother you? not applicable

Patient Questionnaire

Name _____

Date _____

BEFORE telediagnosis

Thank you for your willingness to participate in this research project.

You are about to undergo digital photographing and diagnosis over the internet by ophthalmologists who are retinal specialists at the University of Iowa. They will evaluate your photographs for signs of diabetic retinopathy, a complication of diabetes. This new technique is called 'telediagnosis'. Until telediagnosis was available, you could only be screened in an ophthalmologist's office with a dilated retinal exam. Please give your best answer.

What number best expresses where you think the *quality* of the retinal exam is best:

1 (Better in ophthalmologist's office)	2	3 undecided	4 (Better through Telediagnosis)	5
-------------------------------------------	---	----------------	-------------------------------------	---

What number best expresses *where* you prefer to have the retinal exam:

1 (Prefer ophthalmologist's office)	2	3 undecided	4 (Prefer family physician)	5
----------------------------------------	---	----------------	--------------------------------	---

yes no Do you expect the camera flashlight to bother you?

yes no Do you expect the pupil dilating drops to bother you?

yes no In the past five years have you been examined by an ophthalmologist?

yes no Do you currently carry health insurance?

yes no Sometimes photographs can only be made if your pupils are made larger with a drop. Were you aware of this?

AFTER telediagnosis

What number best expresses your *satisfaction* with telediagnosis:

1 (Terrible)	2	3 undecided	4	5 (Very good)
-----------------	---	----------------	---	------------------

What number best expresses where you think the *quality* of the retinal exam is best::

1 (Better in ophthalmologist's office)	2	3 undecided	4 (Better through Telediagnosis)	5
-------------------------------------------	---	----------------	-------------------------------------	---

What number best expresses *where* you prefer to have the retinal exam now:

1 (Prefer ophthalmologist's office)	2	3 undecided	4 (Prefer family physician)	5
----------------------------------------	---	----------------	--------------------------------	---

yes no Did the camera flashlight bother you?

yes no Did the pupil dilating drops bother you? not applicable

Patient Questionnaire

Name

Date

BEFORE telediagnosis

Thank you for your willingness to participate in this research project.

You are about to undergo digital photographing and diagnosis over the internet by ophthalmologists who are retinal specialists at the University of Iowa. They will evaluate your photographs for signs of diabetic retinopathy, a complication of diabetes. This new technique is called 'telediagnosis'. Until telediagnosis was available, you could only be screened in an ophthalmologist's office with a dilated retinal exam. Please give your best answer.

What number best expresses where you think the *quality* of the retinal exam is best:

1 (Better in ophthalmologist's office)	2	3 undecided	4 (Better through Telediagnosis)	5
-------------------------------------------	---	----------------	-------------------------------------	---

What number best expresses *where* you prefer to have the retinal exam:

1 (Prefer ophthalmologist's office)	2	3 undecided	4 (Prefer family physician)	5
----------------------------------------	---	----------------	--------------------------------	---

- yes no Do you expect the camera flashlight to bother you?
- yes no Do you expect the pupil dilating drops to bother you?
- yes no In the past five years have you been examined by an ophthalmologist?
- yes no Do you currently carry health insurance?
- yes no Sometimes photographs can only be made if your pupils are made larger with a drop. Were you aware of this?

AFTER telediagnosis

What number best expresses your *satisfaction* with telediagnosis:

1 (Terrible)	2	3 undecided	4 (Very good)	5
-----------------	---	----------------	------------------	---

What number best expresses where you think the *quality* of the retinal exam is best::

1 (Better in ophthalmologist's office)	2	3 undecided	4 (Better through Telediagnosis)	5
-------------------------------------------	---	----------------	-------------------------------------	---

What number best expresses *where* you prefer to have the retinal exam now:

1 (Prefer ophthalmologist's office)	2	3 undecided	4 (Prefer family physician)	5
----------------------------------------	---	----------------	--------------------------------	---

- yes no Did the camera flashlight bother you?
- yes no Did the pupil dilating drops bother you? not applicable

Patient Questionnaire

Name _____

Date _____

BEFORE telediagnosis

Thank you for your willingness to participate in this research project.

You are about to undergo digital photographing and diagnosis over the internet by ophthalmologists who are retinal specialists at the University of Iowa. They will evaluate your photographs for signs of diabetic retinopathy, a complication of diabetes. This new technique is called 'telediagnosis'. Until telediagnosis was available, you could only be screened in an ophthalmologist's office with a dilated retinal exam. Please give your best answer.

What number best expresses where you think the *quality* of the retinal exam is best:

1 (Better in ophthalmologist's office)	2	3 undecided	4	5 (Better through Telediagnosis)
-------------------------------------------	---	----------------	---	-------------------------------------

What number best expresses *where* you prefer to have the retinal exam:

1 (Prefer ophthalmologist's office)	2	3 undecided	4	5 (Prefer family physician)
----------------------------------------	---	----------------	---	--------------------------------

yes no Do you expect the camera flashlight to bother you?

yes no Do you expect the pupil dilating drops to bother you?

yes no In the past five years have you been examined by an ophthalmologist?

yes no Do you currently carry health insurance?

yes no Sometimes photographs can only be made if your pupils are made larger with a drop. Were you aware of this?

AFTER telediagnosis

What number best expresses your *satisfaction* with telediagnosis:

1 (Terrible)	2	3 undecided	4	5 (Very good)
-----------------	---	----------------	---	------------------

What number best expresses where you think the *quality* of the retinal exam is best::

1 (Better in ophthalmologist's office)	2	3 undecided	4	5 (Better through Telediagnosis)
-------------------------------------------	---	----------------	---	-------------------------------------

What number best expresses *where* you prefer to have the retinal exam now:

1 (Prefer ophthalmologist's office)	2	3 undecided	4 (Prefer family physician)	5
----------------------------------------	---	----------------	--------------------------------	---

yes no Did the camera flashlight bother you?

yes no Did the pupil dilating drops bother you? not applicable

Patient Questionnaire

Name _____

Date _____

BEFORE telediagnosis

Thank you for your willingness to participate in this research project. You are about to undergo digital photographing and diagnosis over the internet by ophthalmologists who are retinal specialists at the University of Iowa. They will evaluate your photographs for signs of diabetic retinopathy, a complication of diabetes. This new technique is called 'telediagnosis'. Until telediagnosis was available, you could only be screened in an ophthalmologist's office with a dilated retinal exam. Please give your best answer.

What number best expresses where you think the *quality* of the retinal exam is best:

1 (Better in ophthalmologist's office)	2	3 undecided	4	5 (Better through Telediagnosis)
-------------------------------------------	---	----------------	---	-------------------------------------

What number best expresses *where* you prefer to have the retinal exam:

1 (Prefer ophthalmologist's office)	2	3 undecided	4	5 (Prefer family physician)
----------------------------------------	---	----------------	---	--------------------------------

- yes no Do you expect the camera flashlight to bother you?
- yes no Do you expect the pupil dilating drops to bother you?
- yes no In the past five years have you been examined by an ophthalmologist?
- yes no Do you currently carry health insurance?
- yes no Sometimes photographs can only be made if your pupils are made larger with a drop. Were you aware of this?

AFTER telediagnosis

What number best expresses your *satisfaction* with telediagnosis:

1 (Terrible)	2	3 undecided	4	5 (Very good)
-----------------	---	----------------	---	------------------

What number best expresses where you think the *quality* of the retinal exam is best::

1 (Better in ophthalmologist's office)	2	3 undecided	4	5 (Better through Telediagnosis)
-------------------------------------------	---	----------------	---	-------------------------------------

What number best expresses *where* you prefer to have the retinal exam now:

1 (Prefer ophthalmologist's office)	2	3 undecided	4	5 (Prefer family physician)
----------------------------------------	---	----------------	---	--------------------------------

- yes no Did the camera flashlight bother you?
- yes no Did the pupil dilating drops bother you? not applicable

Patient Questionnaire

Name

Date

BEFORE telediagnosis

Thank you for your willingness to participate in this research project.

You are about to undergo digital photographing and diagnosis over the internet by ophthalmologists who are retinal specialists at the University of Iowa. They will evaluate your photographs for signs of diabetic retinopathy, a complication of diabetes. This new technique is called 'telediagnosis'. Until telediagnosis was available, you could only be screened in an ophthalmologist's office with a dilated retinal exam. Please give your best answer.

What number best expresses where you think the *quality* of the retinal exam is best:

1 (Better in ophthalmologist's office)	2	3 undecided	4	5 (Better through Telediagnosis)
-------------------------------------------	---	----------------	---	-------------------------------------

What number best expresses *where* you prefer to have the retinal exam:

1 (Prefer ophthalmologist's office)	2	3 undecided	4	5 (Prefer family physician)
----------------------------------------	---	----------------	---	--------------------------------

- yes no Do you expect the camera flashlight to bother you?
- yes no Do you expect the pupil dilating drops to bother you?
- yes no In the past five years have you been examined by an ophthalmologist?
- yes no Do you currently carry health insurance?
- yes no Sometimes photographs can only be made if your pupils are made larger with a drop. Were you aware of this?

AFTER telediagnosis

What number best expresses your *satisfaction* with telediagnosis:

1 (Terrible)	2	3 undecided	4	5 (Very good)
-----------------	---	----------------	---	------------------

What number best expresses your where you think the *quality* of the retinal exam is best::

1 (Better in ophthalmologist's office)	2	3 undecided	4	5 (Better through Telediagnosis)
-------------------------------------------	---	----------------	---	-------------------------------------

What number best expresses *where* you prefer to have the retinal exam now:

1 (Prefer ophthalmologist's office)	2	3 undecided	4	5 (Prefer family physician)
----------------------------------------	---	----------------	---	--------------------------------

- yes no Did the camera flashlight bother you?
- yes no Did the pupil dilating drops bother you? not applicable

Patient questionnaire
BEFORE telediagnosis

Name: _____ Date: _____

Thank you for your willingness to participate in this research project.

You are about to undergo digital photographing and diagnosis over the internet by ophthalmologists who are retinal specialists at the University of Iowa. They will evaluate your photographs for signs of diabetic retinopathy, a complication of diabetes. This new technique is called 'telediagnosis'. Until telediagnosis was available, you could only be screened in an ophthalmologist's office with a dilated retinal exam.

Please give your best answer to the following questions

Circle where you expect the quality of the retinal exam to be better:

1 2 3 4 5
Ophthalmologist's office Telediagnosis

Circle which retinal exam you prefer:

1 2 3 4 5
Ophthalmologist's office Telediagnosis

- yes no Do you expect the camera flashlight to bother you
- yes no Do you expect the pupil dilating drops to bother you
- yes no In the past five years have you been examined by an ophthalmologist
- yes no Do you currently carry health insurance
- yes no In some cases the photographs can only be made if your pupils are dilated with a drop. Were you aware of this?

Patient questionnaire
AFTER telediagnosis results have been discussed

Name: _____ Date: _____

Circle your satisfaction with digital photography of your retina

1 2 3 4 5
Terrible Very good

Circle where you think the retinal exam is better:

1 2 3 4 5
Ophthalmologist's office Telediagnosis

Circle which retinal exam you prefer now:

1 2 3 4 5
Ophthalmologist's office Telediagnosis

- yes no Did the camera flashlight bother you
- yes no Did the pupil dilating drops bother you

After form is completed, please enter into Excel spreadsheet or send to:

Dr. Michael D. Abramoff, MD, PhD
Department of Ophthalmology and Visual Sciences
PFP 11290C
University of Iowa Hospitals and Clinics
200 Hawkins, Iowa City, IA 52242
Tel (319) 384 5833, fax: (319) 353 7996

Patient questionnaire

BEFORE telediagnosis

Name: [redacted]

Thank you for your willingness to participate in this research project/ You are about to undergo digital photographing and diagnosis over the internet by ophthalmologists who are retinal specialists at the University of Iowa. They will evaluate your photographs for signs of diabetic retinopathy, a complication of diabetes. This new technique is called 'telediagnosis'. Until telediagnosis was available, you could only be screened in an ophthalmologist's office with a dilated retinal exam.

Please give your best answer to the following questions

Circle where you expect the quality of the retinal exam to be better:

1 2 3 4 5
Ophthalmologist's office Telediagnosis

Circle which retinal exam you prefer:

1 2 3 4 5
Ophthalmologist's office Telediagnosis

- yes no Do you expect the camera flashlight to bother you
yes no Do you expect the pupil dilating drops to bother you
yes no In the past five years have you been examined by an ophthalmologist
yes no Do you currently carry health insurance
yes no In some cases the photographs can only be made if your pupils are dilated with a drop. Were you aware of this?

Patient questionnaire

AFTER telediagnosis results have been discussed

Name: _____ Date: _____

Circle your satisfaction with digital photography of your retina

1 2 3 4 5
Terrible Very good

Circle where you think the retinal exam is better:


1 2 3 4 5
Ophthalmologist's office Telediagnosis

Circle which retinal exam you prefer now:

1 2 3 4 5
Ophthalmologist's office Telediagnosis

- yes no Did the camera flashlight bother you
yes no Did the pupil dilating drops bother you

After form is completed, please enter into Excel spreadsheet or send to:
Dr. Michael D. Abramoff, MD, PhD
Department of Ophthalmology and Visual Sciences
PFP 11290C
University of Iowa Hospitals and Clinics
200 Hawkins, Iowa City, IA 52242
Tel (319) 384 5833, fax: (319) 353 7996



Questionnaire

Name

Date

BEFORE telediagnosis

Thank you for your willingness to participate in this research project.

You are about to undergo digital photographing and diagnosis over the internet by ophthalmologists who are retinal specialists at the University of Iowa. They will evaluate your photographs for signs of diabetic retinopathy, a complication of diabetes. This new technique is called 'telediagnosis'. Until telediagnosis was available, you could only be screened in an ophthalmologist's office with a dilated retinal exam. Please give your best answer.

What number best expresses where you think the quality of the retinal exam is best:

1 (Better in ophthalmologist's office)	2	3 undecided	4 (Better through Telediagnosis)	5
-------------------------------------------	---	----------------	-------------------------------------	---

What number best expresses where you prefer to have the retinal exam:

1 (Prefer ophthalmologist's office)	2	3 undecided	4	5 (Prefer family physician)
----------------------------------------	---	----------------	---	--------------------------------

yes no Do you expect the camera flashlight to bother you?

yes no Do you expect the pupil dilating drops to bother you?

yes no In the past five years have you been examined by an ophthalmologist?

yes no Do you currently carry health insurance?

yes no Sometimes photographs can only be made if your pupils are made larger with a drop. Were you aware of this?

AFTER telediagnosis

What number best expresses your satisfaction with telediagnosis:

1 (Terrible)	2	3 undecided	4	5 (Very good)
-----------------	---	----------------	---	------------------

What number best expresses where you think the quality of the retinal exam is best::

1 (Better in ophthalmologist's office)	2	3 undecided	4 (Better through Telediagnosis)	5 (Best)
-------------------------------------------	---	----------------	-------------------------------------	-------------

What number best expresses where you prefer to have the retinal exam now:

1 (Prefer ophthalmologist's office)	2	3 undecided	4	5 (Prefer family physician)
----------------------------------------	---	----------------	---	--------------------------------

yes no Did the camera flashlight bother you?

yes no Did the pupil dilating drops bother you? not applicable

Patient Questionnaire

Name

Date

BEFORE telediagnosis

Thank you for your willingness to participate in this research project.

You are about to undergo digital photographing and diagnosis over the internet by ophthalmologists who are retinal specialists at the University of Iowa. They will evaluate your photographs for signs of diabetic retinopathy, a complication of diabetes. This new technique is called 'telediagnosis'. Until telediagnosis was available, you could only be screened in an ophthalmologist's office with a dilated retinal exam. Please give your best answer.

What number best expresses where you think the quality of the retinal exam is best:

1 (Better in ophthalmologist's office) 2 3 undecided 4 5 (Better through Telediagnosis)

What number best expresses where you prefer to have the retinal exam:

1 (Prefer ophthalmologist's office) 2 3 undecided 4 5 (Prefer family physician)

yes no Do you expect the camera flashlight to bother you?

yes no Do you expect the pupil dilating drops to bother you?

yes no In the past five years have you been examined by an ophthalmologist?

yes no Do you currently carry health insurance?

yes no Sometimes photographs can only be made if your pupils are made larger with a drop. Were you aware of this?

AFTER telediagnosis

What number best expresses your satisfaction with telediagnosis:

1 (Terrible) 2 3 undecided 4 5 (Very good)

What number best expresses where you think the quality of the retinal exam is best::

1 (Better in ophthalmologist's office) 2 3 undecided 4 5 (Better through Telediagnosis)

What number best expresses where you prefer to have the retinal exam now:

1 (Prefer ophthalmologist's office) 2 3 undecided 4 5 (Prefer family physician)

yes no Did the camera flashlight bother you?

yes no Did the pupil dilating drops bother you? not applicable

Patient Questionnaire

Name

Date

BEFORE telediagnosis

Thank you for your willingness to participate in this research project.

You are about to undergo digital photographing and diagnosis over the internet by ophthalmologists who are retinal specialists at the University of Iowa. They will evaluate your photographs for signs of diabetic retinopathy, a complication of diabetes. This new technique is called 'telediagnosis'. Until telediagnosis was available, you could only be screened in an ophthalmologist's office with a dilated retinal exam. Please give your best answer.

What number best expresses where you think the *quality* of the retinal exam is best:

1	2	3	4	5
(Better in ophthalmologist's office)		undecided		(Better through Telediagnosis)

What number best expresses where you prefer to have the retinal exam:

1	2	3	4	5
(Prefer ophthalmologist's office)		undecided		(Prefer family physician)

yes no Do you expect the camera flashlight to bother you?

yes no Do you expect the pupil dilating drops to bother you?

yes no In the past five years have you been examined by an ophthalmologist?

yes no Do you currently carry health insurance?

yes no Sometimes photographs can only be made if your pupils are made larger with a drop. Were you aware of this?

AFTER telediagnosis

What number best expresses your *satisfaction* with telediagnosis:

1	2	3	4	5
(Terrible)		undecided		(Very good)

What number best expresses where you think the *quality* of the retinal exam is best::

1	2	3	4	5
(Better in ophthalmologist's office)		undecided		(Better through Telediagnosis)

What number best expresses where you prefer to have the retinal exam now:

1	2	3	4	5
(Prefer ophthalmologist's office)		undecided		(Prefer family physician)

yes no Did the camera flashlight bother you?

yes no Did the pupil dilating drops bother you? not applicable

Patient Questionnaire

Name _____

Date _____

BEFORE telediagnosis

Thank you for your willingness to participate in this research project.

You are about to undergo digital photographing and diagnosis over the internet by ophthalmologists who are retinal specialists at the University of Iowa. They will evaluate your photographs for signs of diabetic retinopathy, a complication of diabetes. This new technique is called 'telediagnosis'. Until telediagnosis was available, you could only be screened in an ophthalmologist's office with a dilated retinal exam. Please give your best answer.

What number best expresses where you think the *quality* of the retinal exam is best:

1 (Better in ophthalmologist's office)	2	3 undecided	4 (Better through Telediagnosis)	5 (Better through Telediagnosis)
-------------------------------------------	---	----------------	-------------------------------------	-------------------------------------

What number best expresses *where* you prefer to have the retinal exam:

1 (Prefer ophthalmologist's office)	2	3 undecided	4 (Prefer family physician)	5 (Prefer family physician)
----------------------------------------	---	----------------	--------------------------------	--------------------------------

yes no Do you expect the camera flashlight to bother you?

yes no Do you expect the pupil dilating drops to bother you?

yes no In the past five years have you been examined by an ophthalmologist?

yes no Do you currently carry health insurance?

yes no Sometimes photographs can only be made if your pupils are made larger with a drop. Were you aware of this?

AFTER telediagnosis

What number best expresses your *satisfaction* with telediagnosis:

1 (Terrible)	2	3 undecided	4	5 (Very good)
-----------------	---	----------------	---	------------------

What number best expresses where you think the *quality* of the retinal exam is best::

1 (Better in ophthalmologist's office)	2	3 undecided	4 (Better through Telediagnosis)	5 (Better through Telediagnosis)
-------------------------------------------	---	----------------	-------------------------------------	-------------------------------------

What number best expresses *where* you prefer to have the retinal exam now:

1 (Prefer ophthalmologist's office)	2	3 undecided	4 (Prefer family physician)	5 (Prefer family physician)
----------------------------------------	---	----------------	--------------------------------	--------------------------------

yes no Did the camera flashlight bother you?

yes no Did the pupil dilating drops bother you? not applicable

Patient questionnaire
BEFORE telediagnosis

Name: _____

Thank you for your willingness to participate in this research project.

You are about to undergo digital photographing and diagnosis over the internet by ophthalmologists who are retinal specialists at the University of Iowa. They will evaluate your photographs for signs of diabetic retinopathy, a complication of diabetes. This new technique is called 'telediagnosis'. Until telediagnosis was available, you could only be screened in an ophthalmologist's office with a dilated retinal exam.

Please give your best answer to the following questions

Circle where you expect the quality of the retinal exam to be better:

1 2 3 4 5
Ophthalmologist's office Telediagnosis

Circle which retinal exam you prefer:

1 2 3 4 5
Ophthalmologist's office Telediagnosis

- yes no Do you expect the camera flashlight to bother you
- yes no Do you expect the pupil dilating drops to bother you
- yes no In the past five years have you been examined by an ophthalmologist
- yes no Do you currently carry health insurance
- yes no In some cases the photographs can only be made if your pupils are dilated with a drop. Were you aware of this?

Patient questionnaire

AFTER telediagnosis results have been discussed

Name: _____ Date: _____

Circle your satisfaction with digital photography of your retina

1 2 3 4 5
Terrible Very good

Circle where you think the retinal exam is better:

1 2 3 4 5
Ophthalmologist's office Telediagnosis

Circle which retinal exam you prefer now:

1 2 3 4 5
Ophthalmologist's office Telediagnosis

- yes no Did the camera flashlight bother you
- yes no Did the pupil dilating drops bother you

After form is completed, please enter into Excel spreadsheet or send to:

Dr. Michael D. Abramoff, MD, PhD
Department of Ophthalmology and Visual Sciences
PFP 11290C
University of Iowa Hospitals and Clinics
200 Hawkins, Iowa City, IA 52242
Tel (319) 384 5833, fax: (319) 353 7996

Patient Questionnaire

Name _____

Date _____

BEFORE telediagnosis

Thank you for your willingness to participate in this research project.

You are about to undergo digital photographing and diagnosis over the internet by ophthalmologists who are retinal specialists at the University of Iowa. They will evaluate your photographs for signs of diabetic retinopathy, a complication of diabetes. This new technique is called 'telediagnosis'. Until telediagnosis was available, you could only be screened in an ophthalmologist's office with a dilated retinal exam. Please give your best answer.

What number best expresses where you think the *quality* of the retinal exam is best:

1 (Better in ophthalmologist's office)	2	3 undecided	4 (Better through Telediagnosis)	5
-------------------------------------------	---	----------------	-------------------------------------	---

What number best expresses *where* you prefer to have the retinal exam:

1 (Prefer ophthalmologist's office)	2	3 undecided	4	5 (Prefer family physician)
----------------------------------------	---	----------------	---	--------------------------------

yes no

Do you expect the camera flashlight to bother you?

yes no

Do you expect the pupil dilating drops to bother you?

yes no

In the past five years have you been examined by an ophthalmologist?

yes no

Do you currently carry health insurance?

yes no

Sometimes photographs can only be made if your pupils are made larger with a drop. Were you aware of this?

AFTER telediagnosis

What number best expresses your *satisfaction* with telediagnosis:

1 (Terrible)	2	3 undecided	4	5 (Very good)
-----------------	---	----------------	---	------------------

What number best expresses where you think the *quality* of the retinal exam is best::

1 (Better in ophthalmologist's office)	2	3 undecided	4 (Better through Telediagnosis)	5
-------------------------------------------	---	----------------	-------------------------------------	---

What number best expresses *where* you prefer to have the retinal exam now:

1 (Prefer ophthalmologist's office)	2	3 undecided	4	5 (Prefer family physician)
----------------------------------------	---	----------------	---	--------------------------------

yes no Did the camera flashlight bother you?

yes no Did the pupil dilating drops bother you? not applicable

Patient Questionnaire

Name _____

Date _____

BEFORE telediagnosis

Thank you for your willingness to participate in this research project.

You are about to undergo digital photographing and diagnosis over the internet by ophthalmologists who are retinal specialists at the University of Iowa. They will evaluate your photographs for signs of diabetic retinopathy, a complication of diabetes. This new technique is called 'telediagnosis'. Until telediagnosis was available, you could only be screened in an ophthalmologist's office with a dilated retinal exam. Please give your best answer.

What number best expresses where you think the *quality* of the retinal exam is best:

1 (Better in ophthalmologist's office)	2	3 undecided	4 (Better through Telediagnosis)	5 (Better through Telediagnosis)
-------------------------------------------	---	----------------	-------------------------------------	-------------------------------------

What number best expresses *where* you prefer to have the retinal exam:

1 (Prefer ophthalmologist's office)	2	3 undecided	4 (Prefer family physician)	5 (Prefer family physician)
----------------------------------------	---	----------------	--------------------------------	--------------------------------

yes no Do you expect the camera flashlight to bother you?

yes no Do you expect the pupil dilating drops to bother you?

yes no In the past five years have you been examined by an ophthalmologist?

yes no Do you currently carry health insurance?

yes no Sometimes photographs can only be made if your pupils are made larger with a drop. Were you aware of this?

AFTER telediagnosis

What number best expresses your *satisfaction* with telediagnosis:

1 (Terrible)	2	3 undecided	4	5 (Very good)
-----------------	---	----------------	---	------------------

What number best expresses where you think the *quality* of the retinal exam is best::

1 (Better in ophthalmologist's office)	2	3 undecided	4 (Better through Telediagnosis)	5 (Better through Telediagnosis)
-------------------------------------------	---	----------------	-------------------------------------	-------------------------------------

What number best expresses *where* you prefer to have the retinal exam now:

1 (Prefer ophthalmologist's office)	2	3 undecided	4 (Prefer family physician)	5 (Prefer family physician)
----------------------------------------	---	----------------	--------------------------------	--------------------------------

yes no Did the camera flashlight bother you?

yes no Did the pupil dilating drops bother you? not applicable

Patient Questionnaire

Name _____

Date _____

BEFORE telediagnosis

Thank you for your willingness to participate in this research project.

You are about to undergo digital photographing and diagnosis over the internet by ophthalmologists who are retinal specialists at the University of Iowa. They will evaluate your photographs for signs of diabetic retinopathy, a complication of diabetes. This new technique is called 'telediagnosis'. Until telediagnosis was available, you could only be screened in an ophthalmologist's office with a dilated retinal exam. Please give your best answer.

What number best expresses where you think the *quality* of the retinal exam is best:

1 (Better in ophthalmologist's office)	2	3 undecided	4	5 (Better through Telediagnosis)
-------------------------------------------	---	----------------	---	-------------------------------------

What number best expresses *where* you prefer to have the retinal exam:

1 (Prefer ophthalmologist's office)	2	3 undecided	4	5 (Prefer family physician)
----------------------------------------	---	----------------	---	--------------------------------

yes no Do you expect the camera flashlight to bother you?

yes no Do you expect the pupil dilating drops to bother you?

yes no In the past five years have you been examined by an ophthalmologist?

yes no Do you currently carry health insurance?

yes no Sometimes photographs can only be made if your pupils are made larger with a drop. Were you aware of this?

AFTER telediagnosis

What number best expresses your *satisfaction* with telediagnosis:

1 (Terrible)	2	3 undecided	4	5 (Very good)
-----------------	---	----------------	---	------------------

What number best expresses where you think the *quality* of the retinal exam is best::

1 (Better in ophthalmologist's office)	2	3 undecided	4 (Better through Telediagnosis)	5
-------------------------------------------	---	----------------	-------------------------------------	---

What number best expresses *where* you prefer to have the retinal exam now:

1 (Prefer ophthalmologist's office)	2	3 undecided	4 (Prefer family physician)	5
----------------------------------------	---	----------------	--------------------------------	---

yes no Did the camera flashlight bother you?

yes no Did the pupil dilating drops bother you? not applicable

Patient questionnaire

BEFORE telediagnosis

Name: [redacted]

Thank you for your willingness to participate in this research project.

You are about to undergo digital photographing and diagnosis over the internet by ophthalmologists who are retinal specialists at the University of Iowa. They will evaluate your photographs for signs of diabetic retinopathy, a complication of diabetes. This new technique is called 'telediagnosis'. Until telediagnosis was available, you could only be screened in an ophthalmologist's office with a dilated retinal exam.

Please give your best answer to the following questions

Circle where you expect the quality of the retinal exam to be better:

1 2 3 4 5
Ophthalmologist's office Telediagnosis

Circle which retinal exam you prefer:

1 2 3 4 5
Ophthalmologist's office Telediagnosis

- checkbox yes/no Do you expect the camera flashlight to bother you
checkbox yes/no Do you expect the pupil dilating drops to bother you
checkbox yes/no In the past five years have you been examined by an ophthalmologist
checkbox yes/no Do you currently carry health insurance
checkbox yes/no In some cases the photographs can only be made if your pupils are dilated with a drop. Were you aware of this?

Patient questionnaire

AFTER telediagnosis results have been discussed

Name: _____ Date: _____

Circle your satisfaction with digital photography of your retina

1 2 3 4 5
Terrible Very good

Circle where you think the retinal exam is better:

1 2 3 4 5
Ophthalmologist's office Telediagnosis

Circle which retinal exam you prefer now:

1 2 3 4 5
Ophthalmologist's office Telediagnosis

- checkbox yes/no Did the camera flashlight bother you
checkbox yes/no Did the pupil dilating drops bother you

After form is completed, please enter into Excel spreadsheet or send to:

Dr. Michael D. Abramoff, MD, PhD
Department of Ophthalmology and Visual Sciences
PFP 11290C
University of Iowa Hospitals and Clinics
200 Hawkins, Iowa City, IA 52242
Tel (319) 384 5833, fax: (319) 353 7996

Patient Questionnaire

Name _____

Date _____

BEFORE telediagnosis

Thank you for your willingness to participate in this research project.

You are about to undergo digital photographing and diagnosis over the internet by ophthalmologists who are retinal specialists at the University of Iowa. They will evaluate your photographs for signs of diabetic retinopathy, a complication of diabetes. This new technique is called 'telediagnosis'. Until telediagnosis was available, you could only be screened in an ophthalmologist's office with a dilated retinal exam. Please give your best answer.

What number best expresses where you think the *quality* of the retinal exam is best:

1 (Better in ophthalmologist's office)	2	3 undecided	4 (Better through Telediagnosis)	5
-------------------------------------------	---	----------------	-------------------------------------	---

What number best expresses where you prefer to have the retinal exam:

1 (Prefer ophthalmologist's office)	2	3 undecided	4 (Prefer family physician)	5
----------------------------------------	---	----------------	--------------------------------	---

yes no Do you expect the camera flashlight to bother you?

yes no Do you expect the pupil dilating drops to bother you?

yes no In the past five years have you been examined by an ophthalmologist?

yes no Do you currently carry health insurance?

yes no Sometimes photographs can only be made if your pupils are made larger with a drop. Were you aware of this?

AFTER telediagnosis

What number best expresses your *satisfaction* with telediagnosis:

1 (Terrible)	2	3 undecided	4	5 (Very good)
-----------------	---	----------------	---	------------------

What number best expresses where you think the *quality* of the retinal exam is best::


1 (Better in ophthalmologist's office)	2	3 undecided	4 (Better through Telediagnosis)	5
-------------------------------------------	---	----------------	-------------------------------------	---

What number best expresses where you prefer to have the retinal exam now:

1 (Prefer ophthalmologist's office)	2	3 undecided	4 (Prefer family physician)	5
----------------------------------------	---	----------------	--------------------------------	---

yes no Did the camera flashlight bother you?

yes no Did the pupil dilating drops bother you? not applicable



Patient Questionnaire

Name _____

Date _____

BEFORE telediagnosis

Thank you for your willingness to participate in this research project.

You are about to undergo digital photographing and diagnosis over the internet by ophthalmologists who are retinal specialists at the University of Iowa. They will evaluate your photographs for signs of diabetic retinopathy, a complication of diabetes. This new technique is called 'telediagnosis'. Until telediagnosis was available, you could only be screened in an ophthalmologist's office with a dilated retinal exam. Please give your best answer.

What number best expresses where you think the *quality* of the retinal exam is best:

1 (Better in ophthalmologist's office)	2 (2)	3 undecided	4 (Better through Telediagnosis)	5
-------------------------------------------	----------	----------------	-------------------------------------	---

What number best expresses where you prefer to have the retinal exam:

1 (Prefer ophthalmologist's office)	2 (2)	3 undecided	4 (Prefer family physician)	5
----------------------------------------	----------	----------------	--------------------------------	---

- yes no Do you expect the camera flashlight to bother you?
- yes no Do you expect the pupil dilating drops to bother you?
- yes no In the past five years have you been examined by an ophthalmologist?
- yes no Do you currently carry health insurance?
- yes no Sometimes photographs can only be made if your pupils are made larger with a drop. Were you aware of this?

AFTER telediagnosis

What number best expresses your *satisfaction* with telediagnosis:

1 (Terrible)	2	3 undecided	4	5 (5) (Very good)
-----------------	---	----------------	---	-------------------------

What number best expresses your where you think the *quality* of the retinal exam is best::

1 (Better in ophthalmologist's office)	2	3 undecided	4 (Better through Telediagnosis)	5 (5)
-------------------------------------------	---	----------------	-------------------------------------	----------

What number best expresses where you prefer to have the retinal exam now:

1 (Prefer ophthalmologist's office)	2	3 undecided	4 (Prefer family physician)	5 (5)
----------------------------------------	---	----------------	--------------------------------	----------

- yes no Did the camera flashlight bother you?
- yes no Did the pupil dilating drops bother you? not applicable

Patient Questionnaire

Name _____

Date _____

BEFORE telediagnosis

Thank you for your willingness to participate in this research project.

You are about to undergo digital photographing and diagnosis over the internet by ophthalmologists who are retinal specialists at the University of Iowa. They will evaluate your photographs for signs of diabetic retinopathy, a complication of diabetes. This new technique is called 'telediagnosis'. Until telediagnosis was available, you could only be screened in an ophthalmologist's office with a dilated retinal exam. Please give your best answer.

What number best expresses where you think the *quality* of the retinal exam is best:

1 (Better in ophthalmologist's office)	2	3 undecided	4 (Better through Telediagnosis)	5
-------------------------------------------	---	----------------	-------------------------------------	---

What number best expresses *where* you prefer to have the retinal exam:

1 (Prefer ophthalmologist's office)	2	3 undecided	4 (Prefer family physician)	5
----------------------------------------	---	----------------	--------------------------------	---

- yes no Do you expect the camera flashlight to bother you?
- yes no Do you expect the pupil dilating drops to bother you?
- yes no In the past five years have you been examined by an ophthalmologist?
- yes no Do you currently carry health insurance?
- yes no Sometimes photographs can only be made if your pupils are made larger with a drop. Were you aware of this?

AFTER telediagnosis

What number best expresses your *satisfaction* with telediagnosis:

1 (Terrible)	2	3 undecided	4	5 (Very good)
-----------------	---	----------------	---	------------------

What number best expresses your where you think the *quality* of the retinal exam is best::

1 (Better in ophthalmologist's office)	2	3 undecided	4 (Better through Telediagnosis)	5
-------------------------------------------	---	----------------	-------------------------------------	---

What number best expresses *where* you prefer to have the retinal exam now:

1 (Prefer ophthalmologist's office)	2	3 undecided	4 (Prefer family physician)	5
----------------------------------------	---	----------------	--------------------------------	---

- yes no Did the camera flashlight bother you?
- yes no Did the pupil dilating drops bother you? not applicable

Patient Questionnaire

Name _____

Date _____

BEFORE telediagnosis

Thank you for your willingness to participate in this research project.

You are about to undergo digital photographing and diagnosis over the internet by ophthalmologists who are retinal specialists at the University of Iowa. They will evaluate your photographs for signs of diabetic retinopathy, a complication of diabetes. This new technique is called 'telediagnosis'. Until telediagnosis was available, you could only be screened in an ophthalmologist's office with a dilated retinal exam. Please give your best answer.

What number best expresses where you think the *quality* of the retinal exam is best:

1 (Better in ophthalmologist's office)	2	3 undecided	4 (Better through Telediagnosis)	5 (Better through Telediagnosis)
-------------------------------------------	---	----------------	-------------------------------------	-------------------------------------

What number best expresses *where* you prefer to have the retinal exam:

1 (Prefer ophthalmologist's office)	2	3 undecided	4 (Prefer family physician)	5 (Prefer family physician)
----------------------------------------	---	----------------	--------------------------------	--------------------------------

yes no Do you expect the camera flashlight to bother you?

yes no Do you expect the pupil dilating drops to bother you?

yes no In the past five years have you been examined by an ophthalmologist?

yes no Do you currently carry health insurance?

yes no Sometimes photographs can only be made if your pupils are made larger with a drop. Were you aware of this?

AFTER telediagnosis

What number best expresses your *satisfaction* with telediagnosis:

1 (Terrible)	2	3 undecided	4	5 (Very good)
-----------------	---	----------------	---	------------------

What number best expresses your where you think the *quality* of the retinal exam is best::

1 (Better in ophthalmologist's office)	2	3 undecided	4 (Better through Telediagnosis)	5 (Better through Telediagnosis)
-------------------------------------------	---	----------------	-------------------------------------	-------------------------------------

What number best expresses *where* you prefer to have the retinal exam now:

1 (Prefer ophthalmologist's office)	2	3 undecided	4 (Prefer family physician)	5 (Prefer family physician)
----------------------------------------	---	----------------	--------------------------------	--------------------------------

yes no Did the camera flashlight bother you?

yes no Did the pupil dilating drops bother you? not applicable

Patient Questionnaire

Name

Date

BEFORE telediagnosis

Thank you for your willingness to participate in this research project.

You are about to undergo digital photographing and diagnosis over the internet by ophthalmologists who are retinal specialists at the University of Iowa. They will evaluate your photographs for signs of diabetic retinopathy, a complication of diabetes. This new technique is called 'telediagnosis'. Until telediagnosis was available, you could only be screened in an ophthalmologist's office with a dilated retinal exam. Please give your best answer.

What number best expresses where you think the *quality* of the retinal exam is best:

1 (Better in ophthalmologist's office)	2	3 undecided	4 (Better through Telediagnosis)	5
-------------------------------------------	---	----------------	-------------------------------------	---

What number best expresses *where* you prefer to have the retinal exam:

1 (Prefer ophthalmologist's office)	2	3 undecided	4 (Prefer family physician)	5
----------------------------------------	---	----------------	--------------------------------	---

yes no Do you expect the camera flashlight to bother you?

yes no Do you expect the pupil dilating drops to bother you?

yes no In the past five years have you been examined by an ophthalmologist?

yes no Do you currently carry health insurance?

yes no Sometimes photographs can only be made if your pupils are made larger with a drop. Were you aware of this?

AFTER telediagnosis

What number best expresses your *satisfaction* with telediagnosis:

1 (Terrible)	2	3 undecided	4	5 (Very good)
-----------------	---	----------------	---	------------------

What number best expresses your where you think the *quality* of the retinal exam is best::

1 (Better in ophthalmologist's office)	2	3 undecided	4 (Better through Telediagnosis)	5
-------------------------------------------	---	----------------	-------------------------------------	---

What number best expresses *where* you prefer to have the retinal exam now:

1 (Prefer ophthalmologist's office)	2	3 undecided	4 (Prefer family physician)	5
----------------------------------------	---	----------------	--------------------------------	---

yes no Did the camera flashlight bother you?

yes no Did the pupil dilating drops bother you? not applicable

Questionnaire

Name

Date

BEFORE telediagnosis

Thank you for your willingness to participate in this research project.

You are about to undergo digital photographing and diagnosis over the internet by ophthalmologists who are retinal specialists at the University of Iowa. They will evaluate your photographs for signs of diabetic retinopathy, a complication of diabetes. This new technique is called 'telediagnosis'. Until telediagnosis was available, you could only be screened in an ophthalmologist's office with a dilated retinal exam. Please give your best answer.

What number best expresses where you think the quality of the retinal exam is best:

1 (Better in ophthalmologist's office)	2	3 undecided	4	5 (Better through Telediagnosis)
-------------------------------------------	---	----------------	---	-------------------------------------

What number best expresses where you prefer to have the retinal exam:

1 (Prefer ophthalmologist's office)	2	3 undecided	4	5 (Prefer family physician)
----------------------------------------	---	----------------	---	--------------------------------

yes no Do you expect the camera flashlight to bother you?

yes no Do you expect the pupil dilating drops to bother you?

yes no In the past five years have you been examined by an ophthalmologist?

yes no Do you currently carry health insurance?

yes no Sometimes photographs can only be made if your pupils are made larger with a drop. Were you aware of this?

AFTER telediagnosis

What number best expresses your satisfaction with telediagnosis:

1 (Terrible)	2	3 undecided	4	5 (Very good)
-----------------	---	----------------	---	------------------

What number best expresses your where you think the quality of the retinal exam is best::

1 (Better in ophthalmologist's office)	2	3 undecided	4	5 (Better through Telediagnosis)
-------------------------------------------	---	----------------	---	-------------------------------------

What number best expresses where you prefer to have the retinal exam now:

1 (Prefer ophthalmologist's office)	2	3 undecided	4	5 (Prefer family physician)
----------------------------------------	---	----------------	---	--------------------------------

yes no Did the camera flashlight bother you?

yes no Did the pupil dilating drops bother you? not applicable

Patient Questionnaire

Name

Date

BEFORE telediagnosis

Thank you for your willingness to participate in this research project.

You are about to undergo digital photographing and diagnosis over the internet by ophthalmologists who are retinal specialists at the University of Iowa. They will evaluate your photographs for signs of diabetic retinopathy, a complication of diabetes. This new technique is called 'telediagnosis'. Until telediagnosis was available, you could only be screened in an ophthalmologist's office with a dilated retinal exam. Please give your best answer.

What number best expresses where you think the *quality* of the retinal exam is best:

1 (Better in ophthalmologist's office)	2	3 undecided	4 (Better through Telediagnosis)	5
-------------------------------------------	---	----------------	-------------------------------------	---

What number best expresses *where* you prefer to have the retinal exam:

1 (Prefer ophthalmologist's office)	2	3 undecided	4 (Prefer family physician)	5
----------------------------------------	---	----------------	--------------------------------	---

yes no Do you expect the camera flashlight to bother you?

yes no Do you expect the pupil dilating drops to bother you?

yes no In the past five years have you been examined by an ophthalmologist?

yes no Do you currently carry health insurance?

yes no Sometimes photographs can only be made if your pupils are made larger with a drop. Were you aware of this?

AFTER telediagnosis

What number best expresses your *satisfaction* with telediagnosis:

1 (Terrible)	2	3 undecided	4	5 (Very good)
-----------------	---	----------------	---	------------------

What number best expresses where you think the *quality* of the retinal exam is best::

1 (Better in ophthalmologist's office)	2	3 undecided	4 (Better through Telediagnosis)	5
-------------------------------------------	---	----------------	-------------------------------------	---

What number best expresses *where* you prefer to have the retinal exam now:

1 (Prefer ophthalmologist's office)	2	3 undecided	4 (Prefer family physician)	5
----------------------------------------	---	----------------	--------------------------------	---

yes no Did the camera flashlight bother you?

yes no Did the pupil dilating drops bother you? not applicable

Patient Questionnaire

Name _____

Date _____

BEFORE telediagnosis

Thank you for your willingness to participate in this research project.

You are about to undergo digital photographing and diagnosis over the internet by ophthalmologists who are retinal specialists at the University of Iowa. They will evaluate your photographs for signs of diabetic retinopathy, a complication of diabetes. This new technique is called 'telediagnosis'. Until telediagnosis was available, you could only be screened in an ophthalmologist's office with a dilated retinal exam. Please give your best answer.

What number best expresses where you think the *quality* of the retinal exam is best:

1 (Better in ophthalmologist's office)	2	3 undecided	4	5 (Better through Telediagnosis)
-------------------------------------------	---	----------------	---	-------------------------------------

What number best expresses *where* you prefer to have the retinal exam:

1 (Prefer ophthalmologist's office)	2	3 undecided	4	5 (Prefer family physician)
----------------------------------------	---	----------------	---	--------------------------------

yes no Do you expect the camera flashlight to bother you?

yes no Do you expect the pupil dilating drops to bother you?

yes no In the past five years have you been examined by an ophthalmologist?

yes no Do you currently carry health insurance?

yes no Sometimes photographs can only be made if your pupils are made larger with a drop. Were you aware of this?

AFTER telediagnosis

What number best expresses your *satisfaction* with telediagnosis:

1 (Terrible)	2	3 undecided	4	5 (Very good)
-----------------	---	----------------	---	------------------

What number best expresses your where you think the *quality* of the retinal exam is best::

1 (Better in ophthalmologist's office)	2	3 undecided	4	5 (Better through Telediagnosis)
-------------------------------------------	---	----------------	---	-------------------------------------

What number best expresses *where* you prefer to have the retinal exam now:

1 (Prefer ophthalmologist's office)	2	3 undecided	4	5 (Prefer family physician)
----------------------------------------	---	----------------	---	--------------------------------

yes no Did the camera flashlight bother you?

yes no Did the pupil dilating drops bother you? not applicable

Questionnaire

Name _____

Date _____

BEFORE telediagnosis

Thank you for your willingness to participate in this research project.

You are about to undergo digital photographing and diagnosis over the internet by ophthalmologists who are retinal specialists at the University of Iowa. They will evaluate your photographs for signs of diabetic retinopathy, a complication of diabetes. This new technique is called 'telediagnosis'. Until telediagnosis was available, you could only be screened in an ophthalmologist's office with a dilated retinal exam. Please give your best answer.

What number best expresses where you think the *quality* of the retinal exam is best:

1	2	3	4	5
(Better in ophthalmologist's office)		undecided		(Better through Telediagnosis)

What number best expresses where you prefer to have the retinal exam:

1	2	3	4	5
(Prefer ophthalmologist's office)		undecided		(Prefer family physician)

yes no Do you expect the camera flashlight to bother you?

yes no Do you expect the pupil dilating drops to bother you?

yes no In the past five years have you been examined by an ophthalmologist?

yes no Do you currently carry health insurance?

yes no Sometimes photographs can only be made if your pupils are made larger with a drop. Were you aware of this?

AFTER telediagnosis

What number best expresses your *satisfaction* with telediagnosis:

1	2	3	4	5
(Terrible)		undecided		(Very good)

What number best expresses where you think the *quality* of the retinal exam is best::

1	2	3	4	5
(Better in ophthalmologist's office)		undecided		(Better through Telediagnosis)

What number best expresses where you prefer to have the retinal exam now:

1	2	3	4	5
(Prefer ophthalmologist's office)		undecided		(Prefer family physician)

yes no Did the camera flashlight bother you?

yes no Did the pupil dilating drops bother you? not applicable

Patient Questionnaire

Name [REDACTED]

Date [REDACTED]

BEFORE telediagnosis

Thank you for your willingness to participate in this research project.

You are about to undergo digital photographing and diagnosis over the internet by ophthalmologists who are retinal specialists at the University of Iowa. They will evaluate your photographs for signs of diabetic retinopathy, a complication of diabetes. This new technique is called 'telediagnosis'. Until telediagnosis was available, you could only be screened in an ophthalmologist's office with a dilated retinal exam. Please give your best answer.

What number best expresses where you think the *quality* of the retinal exam is best:

1 (Better in ophthalmologist's office)	2	3 undecided	4 (Better through Telediagnosis)	5 (Circled)
-------------------------------------------	---	----------------	-------------------------------------	----------------

What number best expresses where you prefer to have the retinal exam:

1 (Prefer ophthalmologist's office)	2	3 undecided	4 (Prefer family physician)	5 (Circled)
----------------------------------------	---	----------------	--------------------------------	----------------

yes no Do you expect the camera flashlight to bother you?

yes no Do you expect the pupil dilating drops to bother you?

yes no In the past five years have you been examined by an ophthalmologist?

yes no Do you currently carry health insurance?

yes no Sometimes photographs can only be made if your pupils are made larger with a drop. Were you aware of this?

AFTER telediagnosis

What number best expresses your *satisfaction* with telediagnosis:

1 (Terrible)	2	3 undecided	4	5 (Circled) (Very good)
-----------------	---	----------------	---	-------------------------------

What number best expresses where you think the *quality* of the retinal exam is best::


1 (Better in ophthalmologist's office)	2	3 undecided	4 (Better through Telediagnosis)	5 (Circled)
-------------------------------------------	---	----------------	-------------------------------------	----------------

What number best expresses where you prefer to have the retinal exam now:

1 (Prefer ophthalmologist's office)	2	3 undecided	4 (Prefer family physician)	5 (Circled)
----------------------------------------	---	----------------	--------------------------------	----------------

yes no Did the camera flashlight bother you?

yes no Did the pupil dilating drops bother you? not applicable



Patient Questionnaire

Name _____

Date _____

BEFORE telediagnosis

Thank you for your willingness to participate in this research project.

You are about to undergo digital photographing and diagnosis over the internet by ophthalmologists who are retinal specialists at the University of Iowa. They will evaluate your photographs for signs of diabetic retinopathy, a complication of diabetes. This new technique is called 'telediagnosis'. Until telediagnosis was available, you could only be screened in an ophthalmologist's office with a dilated retinal exam. Please give your best answer.

What number best expresses where you think the *quality* of the retinal exam is best:

1 (Better in ophthalmologist's office)	2	3 <input checked="" type="radio"/> undecided	4	5 (Better through Telediagnosis)
-------------------------------------------	---	-------------------------------------------------	---	-------------------------------------

What number best expresses *where* you prefer to have the retinal exam:

1 (Prefer ophthalmologist's office)	2	3 undecided	4 <input checked="" type="radio"/>	5 (Prefer family physician)
----------------------------------------	---	----------------	------------------------------------	--------------------------------

- yes no Do you expect the camera flashlight to bother you?
- yes no Do you expect the pupil dilating drops to bother you?
- yes no In the past five years have you been examined by an ophthalmologist?
- yes no Do you currently carry health insurance?
- yes no Sometimes photographs can only be made if your pupils are made larger with a drop. Were you aware of this?

AFTER telediagnosis

What number best expresses your *satisfaction* with telediagnosis:

1 (Terrible)	2	3 undecided	4	5 <input checked="" type="radio"/> (Very good)
-----------------	---	----------------	---	---------------------------------------------------

What number best expresses your *where* you think the *quality* of the retinal exam is best::

1 (Better in ophthalmologist's office)	2	3 undecided	4	5 <input checked="" type="radio"/> (Better through Telediagnosis)
-------------------------------------------	---	----------------	---	----------------------------------------------------------------------

What number best expresses *where* you prefer to have the retinal exam *now*:

1 (Prefer ophthalmologist's office)	2	3 undecided	4	5 <input checked="" type="radio"/> (Prefer family physician)
----------------------------------------	---	----------------	---	-----------------------------------------------------------------

- yes no Did the camera flashlight bother you?
- yes no Did the pupil dilating drops bother you? not applicable

Patient Questionnaire

Name

Date

BEFORE telediagnosis

Thank you for your willingness to participate in this research project.

You are about to undergo digital photographing and diagnosis over the internet by ophthalmologists who are retinal specialists at the University of Iowa. They will evaluate your photographs for signs of diabetic retinopathy, a complication of diabetes. This new technique is called 'telediagnosis'. Until telediagnosis was available, you could only be screened in an ophthalmologist's office with a dilated retinal exam. Please give your best answer.

What number best expresses where you think the quality of the retinal exam is best:

1 (Better in ophthalmologist's office)	2	3 undecided	4	5 (Better through Telediagnosis)
-------------------------------------------	---	----------------	---	-------------------------------------

What number best expresses where you prefer to have the retinal exam:

1 (Prefer ophthalmologist's office)	2	3 undecided	4	5 (Prefer family physician)
----------------------------------------	---	----------------	---	--------------------------------

yes no Do you expect the camera flashlight to bother you?

yes no Do you expect the pupil dilating drops to bother you?

yes no In the past five years have you been examined by an ophthalmologist?

yes no Do you currently carry health insurance?

yes no Sometimes photographs can only be made if your pupils are made larger with a drop. Were you aware of this?

AFTER telediagnosis

What number best expresses your satisfaction with telediagnosis:

1 (Terrible)	2	3 undecided	4	5 (Very good)
-----------------	---	----------------	---	------------------

What number best expresses your where you think the quality of the retinal exam is best::

1 (Better in ophthalmologist's office)	2	3 undecided	4	5 (Better through Telediagnosis)
-------------------------------------------	---	----------------	---	-------------------------------------

What number best expresses where you prefer to have the retinal exam now:

1 (Prefer ophthalmologist's office)	2	3 undecided	4	5 (Prefer family physician)
----------------------------------------	---	----------------	---	--------------------------------

yes no Did the camera flashlight bother you?

yes no Did the pupil dilating drops bother you? not applicable

Patient Questionnaire

Name _____

Date _____

BEFORE telediagnosis

Thank you for your willingness to participate in this research project.

You are about to undergo digital photographing and diagnosis over the internet by ophthalmologists who are retinal specialists at the University of Iowa. They will evaluate your photographs for signs of diabetic retinopathy, a complication of diabetes. This new technique is called 'telediagnosis'. Until telediagnosis was available, you could only be screened in an ophthalmologist's office with a dilated retinal exam. Please give your best answer.

What number best expresses where you think the *quality* of the retinal exam is best:

1 (Better in ophthalmologist's office)	2	3 undecided	4 (Better through Telediagnosis)	5
-------------------------------------------	---	----------------	-------------------------------------	---

What number best expresses where you prefer to have the retinal exam:

1 (Prefer ophthalmologist's office)	2	3 undecided	4 (Prefer family physician)	5
----------------------------------------	---	----------------	--------------------------------	---

yes no Do you expect the camera flashlight to bother you?

yes no Do you expect the pupil dilating drops to bother you?

yes no In the past five years have you been examined by an ophthalmologist?

yes no Do you currently carry health insurance?

yes no Sometimes photographs can only be made if your pupils are made larger with a drop. Were you aware of this?

AFTER telediagnosis

What number best expresses your *satisfaction* with telediagnosis:

1 (Terrible)	2	3 undecided	4	5 (Very good)
-----------------	---	----------------	---	------------------

What number best expresses where you think the *quality* of the retinal exam is best::

1 (Better in ophthalmologist's office)	2	3 undecided	4 (Better through Telediagnosis)	5
-------------------------------------------	---	----------------	-------------------------------------	---

What number best expresses where you prefer to have the retinal exam now:

1 (Prefer ophthalmologist's office)	2	3 undecided	4 (Prefer family physician)	5
----------------------------------------	---	----------------	--------------------------------	---

yes no Did the camera flashlight bother you?

yes no Did the pupil dilating drops bother you?

not applicable

Patient Questionnaire

Name

Date

BEFORE telediagnosis

Thank you for your willingness to participate in this research project.

You are about to undergo digital photographing and diagnosis over the internet by ophthalmologists who are retinal specialists at the University of Iowa. They will evaluate your photographs for signs of diabetic retinopathy, a complication of diabetes. This new technique is called 'telediagnosis'. Until telediagnosis was available, you could only be screened in an ophthalmologist's office with a dilated retinal exam. Please give your best answer.

What number best expresses where you think the quality of the retinal exam is best:

1 (Better in ophthalmologist's office)	2	3 undecided	4 (Better through Telediagnosis)	5
-------------------------------------------	---	----------------	-------------------------------------	---

What number best expresses where you prefer to have the retinal exam:

1 (Prefer ophthalmologist's office)	2	3 undecided	4 (Prefer family physician)	5
----------------------------------------	---	----------------	--------------------------------	---

yes no Do you expect the camera flashlight to bother you?

yes no Do you expect the pupil dilating drops to bother you?

yes no In the past five years have you been examined by an ophthalmologist?

yes no Do you currently carry health insurance?

yes no Sometimes photographs can only be made if your pupils are made larger with a drop. Were you aware of this?

AFTER telediagnosis

What number best expresses your satisfaction with telediagnosis:

1 (Terrible)	2	3 undecided	4	5 (Very good)
-----------------	---	----------------	---	------------------

What number best expresses where you think the quality of the retinal exam is best::

1 (Better in ophthalmologist's office)	2	3 undecided	4 (Better through Telediagnosis)	5
-------------------------------------------	---	----------------	-------------------------------------	---

What number best expresses where you prefer to have the retinal exam now:

1 (Prefer ophthalmologist's office)	2	3 undecided	4 (Prefer family physician)	5
----------------------------------------	---	----------------	--------------------------------	---

yes no Did the camera flashlight bother you?

yes no Did the pupil dilating drops bother you? not applicable

Patient Questionnaire

Name _____

Date _____

BEFORE telediagnosis

Thank you for your willingness to participate in this research project.

You are about to undergo digital photographing and diagnosis over the internet by ophthalmologists who are retinal specialists at the University of Iowa. They will evaluate your photographs for signs of diabetic retinopathy, a complication of diabetes. This new technique is called 'telediagnosis'. Until telediagnosis was available, you could only be screened in an ophthalmologist's office with a dilated retinal exam. Please give your best answer.

What number best expresses where you think the *quality* of the retinal exam is best:

1 (Better in ophthalmologist's office)	2	3 undecided	4 (Better through Telediagnosis)	5
-------------------------------------------	---	----------------	-------------------------------------	---

What number best expresses *where* you prefer to have the retinal exam:

1 (Prefer ophthalmologist's office)	2	3 undecided	4 (Prefer family physician)	5
----------------------------------------	---	----------------	--------------------------------	---

- yes no Do you expect the camera flashlight to bother you?
- yes no Do you expect the pupil dilating drops to bother you?
- yes no In the past five years have you been examined by an ophthalmologist?
- yes no Do you currently carry health insurance?
- yes no Sometimes photographs can only be made if your pupils are made larger with a drop. Were you aware of this?

AFTER telediagnosis

What number best expresses your *satisfaction* with telediagnosis:

1 (Terrible)	2	3 undecided	4 (Very good)	5
-----------------	---	----------------	------------------	---

What number best expresses your *where* you think the *quality* of the retinal exam is best::

1 (Better in ophthalmologist's office)	2	3 undecided	4 (Better through Telediagnosis)	5
-------------------------------------------	---	----------------	-------------------------------------	---

What number best expresses *where* you prefer to have the retinal exam now:

1 (Prefer ophthalmologist's office)	2	3 undecided	4 (Prefer family physician)	5
----------------------------------------	---	----------------	--------------------------------	---

- yes no Did the camera flashlight bother you?
- yes no Did the pupil dilating drops bother you? not applicable

Patient Questionnaire

Name [REDACTED]

Date [REDACTED]

BEFORE telediagnosis

Thank you for your willingness to participate in this research project.

You are about to undergo digital photographing and diagnosis over the internet by ophthalmologists who are retinal specialists at the University of Iowa. They will evaluate your photographs for signs of diabetic retinopathy, a complication of diabetes. This new technique is called 'telediagnosis'. Until telediagnosis was available, you could only be screened in an ophthalmologist's office with a dilated retinal exam. Please give your best answer.

What number best expresses where you think the *quality* of the retinal exam is best:

1 (Better in ophthalmologist's office)	2	3 undecided	4	5 (Better through Telediagnosis)
-------------------------------------------	---	----------------	---	-------------------------------------

What number best expresses where you prefer to have the retinal exam:

1 (Prefer ophthalmologist's office)	2	3 undecided	4	5 (Prefer family physician)
----------------------------------------	---	----------------	---	--------------------------------

- yes no Do you expect the camera flashlight to bother you?
- yes no Do you expect the pupil dilating drops to bother you?
- yes no In the past five years have you been examined by an ophthalmologist?
- yes no Do you currently carry health insurance?
- yes no Sometimes photographs can only be made if your pupils are made larger with a drop. Were you aware of this?

AFTER telediagnosis

What number best expresses your *satisfaction* with telediagnosis:

1 (Terrible)	2	3 undecided	4	5 (Very good)
-----------------	---	----------------	---	------------------

What number best expresses where you think the *quality* of the retinal exam is best::

1 (Better in ophthalmologist's office)	2	3 undecided	4	5 (Better through Telediagnosis)
-------------------------------------------	---	----------------	---	-------------------------------------

What number best expresses where you prefer to have the retinal exam now:

1 (Prefer ophthalmologist's office)	2	3 undecided	4	5 (Prefer family physician)
----------------------------------------	---	----------------	---	--------------------------------

- yes no Did the camera flashlight bother you?
- yes no Did the pupil dilating drops bother you? not applicable



Patient Questionnaire

Name [REDACTED]

Date [REDACTED]

BEFORE telediagnosis

Thank you for your willingness to participate in this research project.

You are about to undergo digital photographing and diagnosis over the internet by ophthalmologists who are retinal specialists at the University of Iowa. They will evaluate your photographs for signs of diabetic retinopathy, a complication of diabetes. This new technique is called 'telediagnosis'. Until telediagnosis was available, you could only be screened in an ophthalmologist's office with a dilated retinal exam. Please give your best answer.

What number best expresses where you think the *quality* of the retinal exam is best:

1 (Better in ophthalmologist's office)	2	3 undecided	4 (Better through Telediagnosis)	5
-------------------------------------------	---	----------------	-------------------------------------	---

What number best expresses where you prefer to have the retinal exam:

1 (Prefer ophthalmologist's office)	2	3 undecided	4 (Prefer family physician)	5
----------------------------------------	---	----------------	--------------------------------	---

yes no Do you expect the camera flashlight to bother you?

yes no Do you expect the pupil dilating drops to bother you?

yes no In the past five years have you been examined by an ophthalmologist?

yes no Do you currently carry health insurance?

yes no Sometimes photographs can only be made if your pupils are made larger with a drop. Were you aware of this?

AFTER telediagnosis

What number best expresses your *satisfaction* with telediagnosis:

1 (Terrible)	2	3 undecided	4	5 (Very good)
-----------------	---	----------------	---	------------------

What number best expresses where you think the *quality* of the retinal exam is best::


1 (Better in ophthalmologist's office)	2	3 undecided	4 (Better through Telediagnosis)	5
-------------------------------------------	---	----------------	-------------------------------------	---

What number best expresses where you prefer to have the retinal exam now:

1 (Prefer ophthalmologist's office)	2	3 undecided	4 (Prefer family physician)	5
----------------------------------------	---	----------------	--------------------------------	---

yes no Did the camera flashlight bother you?

yes no Did the pupil dilating drops bother you? not applicable



Patient Questionnaire

Name [REDACTED]

Date [REDACTED]

BEFORE telediagnosis

Thank you for your willingness to participate in this research project.

You are about to undergo digital photographing and diagnosis over the internet by ophthalmologists who are retinal specialists at the University of Iowa. They will evaluate your photographs for signs of diabetic retinopathy, a complication of diabetes. This new technique is called 'telediagnosis'. Until telediagnosis was available, you could only be screened in an ophthalmologist's office with a dilated retinal exam. Please give your best answer.

What number best expresses where you think the *quality* of the retinal exam is best:

1 (Better in ophthalmologist's office)	2	3 undecided	4 (Better through Telediagnosis)	5 (Best)
-------------------------------------------	---	----------------	-------------------------------------	-------------

What number best expresses where you prefer to have the retinal exam:

1 (Prefer ophthalmologist's office)	2	3 undecided	4 (Prefer family physician)	5 (Best)
----------------------------------------	---	----------------	--------------------------------	-------------

yes no Do you expect the camera flashlight to bother you?

yes no Do you expect the pupil dilating drops to bother you?

yes no In the past five years have you been examined by an ophthalmologist?

yes no Do you currently carry health insurance?

yes no Sometimes photographs can only be made if your pupils are made larger with a drop. Were you aware of this?

AFTER telediagnosis

What number best expresses your *satisfaction* with telediagnosis:

1 (Terrible)	2	3 undecided	4 (Good)	5 (Very good)
-----------------	---	----------------	-------------	------------------

What number best expresses where you think the *quality* of the retinal exam is best::

1 (Better in ophthalmologist's office)	2	3 undecided	4 (Better through Telediagnosis)	5 (Best)
-------------------------------------------	---	----------------	-------------------------------------	-------------

What number best expresses where you prefer to have the retinal exam now:

1 (Prefer ophthalmologist's office)	2	3 undecided	4 (Prefer family physician)	5 (Best)
----------------------------------------	---	----------------	--------------------------------	-------------

yes no Did the camera flashlight bother you?

yes no Did the pupil dilating drops bother you?

not applicable

Patient Questionnaire

Name [REDACTED]

Date [REDACTED]

BEFORE telediagnosis

Thank you for your willingness to participate in this research project.

You are about to undergo digital photographing and diagnosis over the internet by ophthalmologists who are retinal specialists at the University of Iowa. They will evaluate your photographs for signs of diabetic retinopathy, a complication of diabetes. This new technique is called 'telediagnosis'. Until telediagnosis was available, you could only be screened in an ophthalmologist's office with a dilated retinal exam. Please give your best answer.

What number best expresses where you think the *quality* of the retinal exam is best:

1 (Better in ophthalmologist's office)	2	3 undecided	4 (Better through Telediagnosis)	5
-------------------------------------------	---	----------------	-------------------------------------	---

What number best expresses *where* you prefer to have the retinal exam:

1 (Prefer ophthalmologist's office)	2	3 undecided	4 (Prefer family physician)	5
----------------------------------------	---	----------------	--------------------------------	---

yes no Do you expect the camera flashlight to bother you?

yes no Do you expect the pupil dilating drops to bother you?

yes no In the past five years have you been examined by an ophthalmologist?

yes no Do you currently carry health insurance?

yes no Sometimes photographs can only be made if your pupils are made larger with a drop. Were you aware of this?

AFTER telediagnosis

What number best expresses your *satisfaction* with telediagnosis:

1 (Terrible)	2	3 undecided	4	5 (Very good)
-----------------	---	----------------	---	------------------

What number best expresses your *where* you think the *quality* of the retinal exam is best::

1 (Better in ophthalmologist's office)	2	3 undecided	4 (Better through Telediagnosis)	5
-------------------------------------------	---	----------------	-------------------------------------	---

What number best expresses *where* you prefer to have the retinal exam now:

1 (Prefer ophthalmologist's office)	2	3 undecided	4 (Prefer family physician)	5
----------------------------------------	---	----------------	--------------------------------	---

yes no Did the camera flashlight bother you?

yes no Did the pupil dilating drops bother you? not applicable



Patient Questionnaire

Name [REDACTED]

Date [REDACTED]

BEFORE telediagnosis

Thank you for your willingness to participate in this research project.

You are about to undergo digital photographing and diagnosis over the internet by ophthalmologists who are retinal specialists at the University of Iowa. They will evaluate your photographs for signs of diabetic retinopathy, a complication of diabetes. This new technique is called 'telediagnosis'. Until telediagnosis was available, you could only be screened in an ophthalmologist's office with a dilated retinal exam. Please give your best answer.

What number best expresses where you think the *quality* of the retinal exam is best:

1 (Better in ophthalmologist's office)	2	3 undecided	4	5 (Better through Telediagnosis)
-------------------------------------------	---	----------------	---	-------------------------------------

What number best expresses where you prefer to have the retinal exam:

1 (Prefer ophthalmologist's office)	2	3 undecided	4	5 (Prefer family physician)
----------------------------------------	---	----------------	---	--------------------------------

- yes no Do you expect the camera flashlight to bother you?
- yes no Do you expect the pupil dilating drops to bother you?
- yes no In the past five years have you been examined by an ophthalmologist?
- yes no Do you currently carry health insurance?
- yes no Sometimes photographs can only be made if your pupils are made larger with a drop. Were you aware of this?

AFTER telediagnosis

What number best expresses your *satisfaction* with telediagnosis:

1 (Terrible)	2	3 undecided	4	5 (Very good)
-----------------	---	----------------	---	------------------


What number best expresses where you think the *quality* of the retinal exam is best::

1 (Better in ophthalmologist's office)	2	3 undecided	4	5 (Better through Telediagnosis)
-------------------------------------------	---	----------------	---	-------------------------------------

What number best expresses where you prefer to have the retinal exam now:

1 (Prefer ophthalmologist's office)	2	3 undecided	4	5 (Prefer family physician)
----------------------------------------	---	----------------	---	--------------------------------

- yes no Did the camera flashlight bother you?
- yes no Did the pupil dilating drops bother you? not applicable



Patient Questionnaire

Name _____

Date _____

BEFORE telediagnosis

Thank you for your willingness to participate in this research project.

You are about to undergo digital photographing and diagnosis over the internet by ophthalmologists who are retinal specialists at the University of Iowa. They will evaluate your photographs for signs of diabetic retinopathy, a complication of diabetes. This new technique is called 'telediagnosis'. Until telediagnosis was available, you could only be screened in an ophthalmologist's office with a dilated retinal exam. Please give your best answer.

What number best expresses where you think the *quality* of the retinal exam is best:

1 (Better in ophthalmologist's office)	2	3 undecided	4 (Better through Telediagnosis)	5
-------------------------------------------	---	----------------	-------------------------------------	---

What number best expresses where you prefer to have the retinal exam:

1 (Prefer ophthalmologist's office)	2	3 undecided	4 (Prefer family physician)	5
----------------------------------------	---	----------------	--------------------------------	---

yes no Do you expect the camera flashlight to bother you?

yes no Do you expect the pupil dilating drops to bother you?

yes no In the past five years have you been examined by an ophthalmologist?

yes no Do you currently carry health insurance?

yes no Sometimes photographs can only be made if your pupils are made larger with a drop. Were you aware of this?

AFTER telediagnosis

What number best expresses your *satisfaction* with telediagnosis:

1 (Terrible)	2	3 undecided	4	5 (Very good)
-----------------	---	----------------	---	------------------

What number best expresses where you think the *quality* of the retinal exam is best::

1 (Better in ophthalmologist's office)	2	3 undecided	4 (Better through Telediagnosis)	5
-------------------------------------------	---	----------------	-------------------------------------	---

What number best expresses where you prefer to have the retinal exam now:

1 (Prefer ophthalmologist's office)	2	3 undecided	4 (Prefer family physician)	5
----------------------------------------	---	----------------	--------------------------------	---

yes no Did the camera flashlight bother you?

yes no Did the pupil dilating drops bother you? not applicable

Patient Questionnaire

Name _____

Date _____

BEFORE telediagnosis

Thank you for your willingness to participate in this research project.

You are about to undergo digital photographing and diagnosis over the internet by ophthalmologists who are retinal specialists at the University of Iowa. They will evaluate your photographs for signs of diabetic retinopathy, a complication of diabetes. This new technique is called 'telediagnosis'. Until telediagnosis was available, you could only be screened in an ophthalmologist's office with a dilated retinal exam. Please give your best answer.

What number best expresses where you think the *quality* of the retinal exam is best:

1 (Better in ophthalmologist's office)	2	3 undecided	4 (Better through Telediagnosis)	5
-------------------------------------------	---	----------------	-------------------------------------	---

What number best expresses where you prefer to have the retinal exam:

1 (Prefer ophthalmologist's office)	2	3 undecided	4 (Prefer family physician)	5
----------------------------------------	---	----------------	--------------------------------	---

- yes no Do you expect the camera flashlight to bother you?
- yes no Do you expect the pupil dilating drops to bother you?
- yes no In the past five years have you been examined by an ophthalmologist?
- yes no Do you currently carry health insurance?
- yes no Sometimes photographs can only be made if your pupils are made larger with a drop. Were you aware of this?

AFTER telediagnosis

What number best expresses your *satisfaction* with telediagnosis:

1 (Terrible)	2	3 undecided	4	5 (Very good)
-----------------	---	----------------	---	------------------


What number best expresses your where you think the *quality* of the retinal exam is best::

1 (Better in ophthalmologist's office)	2	3 undecided	4 (Better through Telediagnosis)	5
-------------------------------------------	---	----------------	-------------------------------------	---

What number best expresses where you prefer to have the retinal exam now:

1 (Prefer ophthalmologist's office)	2	3 undecided	4 (Prefer family physician)	5
----------------------------------------	---	----------------	--------------------------------	---

- yes no Did the camera flashlight bother you?
- yes no Did the pupil dilating drops bother you? not applicable



Patient Questionnaire

Name _____

Date _____

BEFORE telediagnosis

Thank you for your willingness to participate in this research project.

You are about to undergo digital photographing and diagnosis over the internet by ophthalmologists who are retinal specialists at the University of Iowa. They will evaluate your photographs for signs of diabetic retinopathy, a complication of diabetes. This new technique is called 'telediagnosis'. Until telediagnosis was available, you could only be screened in an ophthalmologist's office with a dilated retinal exam. Please give your best answer.

What number best expresses where you think the *quality* of the retinal exam is best:

1 (Better in ophthalmologist's office)	2	3 undecided	4 (Better through Telediagnosis)	5
-------------------------------------------	---	----------------	-------------------------------------	---

What number best expresses where you prefer to have the retinal exam:

1 (Prefer ophthalmologist's office)	2	3 undecided	4 (Prefer family physician)	5
----------------------------------------	---	----------------	--------------------------------	---

- yes no Do you expect the camera flashlight to bother you?
- yes no Do you expect the pupil dilating drops to bother you?
- yes no In the past five years have you been examined by an ophthalmologist?
- yes no Do you currently carry health insurance?
- yes no Sometimes photographs can only be made if your pupils are made larger with a drop. Were you aware of this?

AFTER telediagnosis

What number best expresses your *satisfaction* with telediagnosis:

1 (Terrible)	2	3 undecided	4	5 (Very good)
-----------------	---	----------------	---	------------------

What number best expresses your where you think the *quality* of the retinal exam is best::

1 (Better in ophthalmologist's office)	2	3 undecided	4 (Better through Telediagnosis)	5
-------------------------------------------	---	----------------	-------------------------------------	---

What number best expresses where you prefer to have the retinal exam now:

1 (Prefer ophthalmologist's office)	2	3 undecided	4 (Prefer family physician)	5
----------------------------------------	---	----------------	--------------------------------	---


- yes no Did the camera flashlight bother you?
- yes no Did the pupil dilating drops bother you? not applicable

Patient Questionnaire

Name



Date



BEFORE telediagnosis

Thank you for your willingness to participate in this research project.

You are about to undergo digital photographing and diagnosis over the internet by ophthalmologists who are retinal specialists at the University of Iowa. They will evaluate your photographs for signs of diabetic retinopathy, a complication of diabetes. This new technique is called 'telediagnosis'. Until telediagnosis was available, you could only be screened in an ophthalmologist's office with a dilated retinal exam. Please give your best answer.

What number best expresses where you think the *quality* of the retinal exam is best:

1 (Better in ophthalmologist's office)	2	3 undecided	4 (Better through Telediagnosis)	5
-------------------------------------------	---	----------------	-------------------------------------	---

What number best expresses where you prefer to have the retinal exam:

1 (Prefer ophthalmologist's office)	2	3 undecided	4 (Prefer family physician)	5
----------------------------------------	---	----------------	--------------------------------	---

- yes no Do you expect the camera flashlight to bother you?
- yes no Do you expect the pupil dilating drops to bother you?
- yes no In the past five years have you been examined by an ophthalmologist?
- yes no Do you currently carry health insurance?
- yes no Sometimes photographs can only be made if your pupils are made larger with a drop. Were you aware of this?

AFTER telediagnosis

What number best expresses your *satisfaction* with telediagnosis:

1 (Terrible)	2	3 undecided	4	5 (Very good)
-----------------	---	----------------	---	------------------

What number best expresses your where you think the *quality* of the retinal exam is best::

1 (Better in ophthalmologist's office)	2	3 undecided	4 (Better through Telediagnosis)	5
-------------------------------------------	---	----------------	-------------------------------------	---

What number best expresses where you prefer to have the retinal exam now:

1 (Prefer ophthalmologist's office)	2	3 undecided	4 (Prefer family physician)	5
----------------------------------------	---	----------------	--------------------------------	---

- yes no Did the camera flashlight bother you?
- yes no Did the pupil dilating drops bother you? not applicable



Patient Questionnaire

Name [REDACTED]

Date [REDACTED]

BEFORE telediagnosis

Thank you for your willingness to participate in this research project.

You are about to undergo digital photographing and diagnosis over the internet by ophthalmologists who are retinal specialists at the University of Iowa. They will evaluate your photographs for signs of diabetic retinopathy, a complication of diabetes. This new technique is called 'telediagnosis'. Until telediagnosis was available, you could only be screened in an ophthalmologist's office with a dilated retinal exam. Please give your best answer.

What number best expresses where you think the *quality* of the retinal exam is best:

1 (Better in ophthalmologist's office)	2	3 undecided	4 (Better through Telediagnosis)	5
-------------------------------------------	---	----------------	-------------------------------------	---

What number best expresses *where* you prefer to have the retinal exam:

1 (Prefer ophthalmologist's office)	2	3 undecided	4 (Prefer family physician)	5
----------------------------------------	---	----------------	--------------------------------	---

yes no Do you expect the camera flashlight to bother you?

yes no Do you expect the pupil dilating drops to bother you?

yes no In the past five years have you been examined by an ophthalmologist?

yes no Do you currently carry health insurance? [REDACTED]

yes no Sometimes photographs can only be made if your pupils are made larger with a drop. Were you aware of this?

AFTER telediagnosis

What number best expresses your *satisfaction* with telediagnosis:

1 (Terrible)	2	3 undecided	4	5 (Very good)
-----------------	---	----------------	---	------------------

What number best expresses your where you think the *quality* of the retinal exam is best::

1 (Better in ophthalmologist's office)	2	3 undecided	4 (Better through Telediagnosis)	5
-------------------------------------------	---	----------------	-------------------------------------	---

What number best expresses *where* you prefer to have the retinal exam now:

1 (Prefer ophthalmologist's office)	2	3 undecided	4 (Prefer family physician)	5
----------------------------------------	---	----------------	--------------------------------	---

yes no Did the camera flashlight bother you?

yes no Did the pupil dilating drops bother you? not applicable



Patient Questionnaire

Name _____

Date _____

BEFORE telediagnosis

Thank you for your willingness to participate in this research project.

You are about to undergo digital photographing and diagnosis over the internet by ophthalmologists who are retinal specialists at the University of Iowa. They will evaluate your photographs for signs of diabetic retinopathy, a complication of diabetes. This new technique is called 'telediagnosis'. Until telediagnosis was available, you could only be screened in an ophthalmologist's office with a dilated retinal exam. Please give your best answer.

What number best expresses where you think the *quality* of the retinal exam is best:

1 (Better in ophthalmologist's office)	2	(3) undecided	4	5 (Better through Telediagnosis)
-------------------------------------------	---	------------------	---	-------------------------------------

What number best expresses where you prefer to have the retinal exam:

1 (Prefer ophthalmologist's office)	2	(3) undecided	4	5 (Prefer family physician)
----------------------------------------	---	------------------	---	--------------------------------

yes no Do you expect the camera flashlight to bother you?

yes no Do you expect the pupil dilating drops to bother you?

yes no In the past five years have you been examined by an ophthalmologist?

yes no Do you currently carry health insurance?

yes no Sometimes photographs can only be made if your pupils are made larger with a drop. Were you aware of this?

AFTER telediagnosis

What number best expresses your *satisfaction* with telediagnosis:

1 (Terrible)	2	3 undecided	4	(5) (Very good)
-----------------	---	----------------	---	--------------------

What number best expresses your where you think the *quality* of the retinal exam is best::

1 (Better in ophthalmologist's office)	2	(3) undecided	4	5 (Better through Telediagnosis)
-------------------------------------------	---	------------------	---	-------------------------------------

What number best expresses where you prefer to have the retinal exam now:

1 (Prefer ophthalmologist's office)	2	(3) undecided	4	5 (Prefer family physician)
----------------------------------------	---	------------------	---	--------------------------------

yes no Did the camera flashlight bother you?

yes no Did the pupil dilating drops bother you? not applicable

Patient Questionnaire

Name _____

Date _____

BEFORE telediagnosis

Thank you for your willingness to participate in this research project.

You are about to undergo digital photographing and diagnosis over the internet by ophthalmologists who are retinal specialists at the University of Iowa. They will evaluate your photographs for signs of diabetic retinopathy, a complication of diabetes. This new technique is called 'telediagnosis'. Until telediagnosis was available, you could only be screened in an ophthalmologist's office with a dilated retinal exam. Please give your best answer.

What number best expresses where you think the *quality* of the retinal exam is best:

1 (Better in ophthalmologist's office)	2	3 undecided	4 (Better through Telediagnosis)	5
-------------------------------------------	---	----------------	-------------------------------------	---

What number best expresses where you prefer to have the retinal exam:

1 (Prefer ophthalmologist's office)	2	3 undecided	4 (Prefer family physician)	5
----------------------------------------	---	----------------	--------------------------------	---

yes no Do you expect the camera flashlight to bother you?

yes no Do you expect the pupil dilating drops to bother you?

yes no In the past five years have you been examined by an ophthalmologist?

yes no Do you currently carry health insurance?

yes no Sometimes photographs can only be made if your pupils are made larger with a drop. Were you aware of this?

AFTER telediagnosis

What number best expresses your *satisfaction* with telediagnosis:

1 (Terrible)	2	3 undecided	4 (Very good)	5
-----------------	---	----------------	------------------	---

What number best expresses where you think the *quality* of the retinal exam is best::

1 (Better in ophthalmologist's office)	2	3 undecided	4 (Better through Telediagnosis)	5
-------------------------------------------	---	----------------	-------------------------------------	---

What number best expresses where you prefer to have the retinal exam now:

1 (Prefer ophthalmologist's office)	2	3 undecided	4 (Prefer family physician)	5
----------------------------------------	---	----------------	--------------------------------	---

yes no Did the camera flashlight bother you?

yes no Did the pupil dilating drops bother you? not applicable

Patient Questionnaire

Name _____

Date _____

BEFORE telediagnosis

Thank you for your willingness to participate in this research project.

You are about to undergo digital photographing and diagnosis over the internet by ophthalmologists who are retinal specialists at the University of Iowa. They will evaluate your photographs for signs of diabetic retinopathy, a complication of diabetes. This new technique is called 'telediagnosis'. Until telediagnosis was available, you could only be screened in an ophthalmologist's office with a dilated retinal exam. Please give your best answer.

What number best expresses where you think the *quality* of the retinal exam is best:

1	2	3	4	5
(Better in ophthalmologist's office)		undecided		(Better through Telediagnosis)

What number best expresses where you prefer to have the retinal exam:

1	2	3	4	5
(Prefer ophthalmologist's office)		undecided		(Prefer family physician)

- yes no Do you expect the camera flashlight to bother you?
- yes no Do you expect the pupil dilating drops to bother you?
- yes no In the past five years have you been examined by an ophthalmologist?
- yes no Do you currently carry health insurance?
- yes no Sometimes photographs can only be made if your pupils are made larger with a drop. Were you aware of this?

AFTER telediagnosis

What number best expresses your *satisfaction* with telediagnosis:

1	2	3	4	5
(Terrible)		undecided		(Very good)


What number best expresses where you think the *quality* of the retinal exam is best::

1	2	3	4	5
(Better in ophthalmologist's office)		undecided		(Better through Telediagnosis)

What number best expresses where you prefer to have the retinal exam now:

1	2	3	4	5
(Prefer ophthalmologist's office)		undecided		(Prefer family physician)

- yes no Did the camera flashlight bother you?
- yes no Did the pupil dilating drops bother you? not applicable



Patient Questionnaire

Name _____

Date _____

BEFORE telediagnosis

Thank you for your willingness to participate in this research project.

You are about to undergo digital photographing and diagnosis over the internet by ophthalmologists who are retinal specialists at the University of Iowa. They will evaluate your photographs for signs of diabetic retinopathy, a complication of diabetes. This new technique is called 'telediagnosis'. Until telediagnosis was available, you could only be screened in an ophthalmologist's office with a dilated retinal exam. Please give your best answer.

What number best expresses where you think the *quality* of the retinal exam is best:

1 (Better in ophthalmologist's office)	2	3 undecided	4	5 (Better through Telediagnosis)
-------------------------------------------	---	----------------	---	-------------------------------------

What number best expresses where you prefer to have the retinal exam:

1 (Prefer ophthalmologist's office)	2	3 undecided	4	5 (Prefer family physician)
----------------------------------------	---	----------------	---	--------------------------------

- yes no Do you expect the camera flashlight to bother you?
- yes no Do you expect the pupil dilating drops to bother you?
- yes no In the past five years have you been examined by an ophthalmologist?
- yes no Do you currently carry health insurance?
- yes no Sometimes photographs can only be made if your pupils are made larger with a drop. Were you aware of this?

AFTER telediagnosis

What number best expresses your *satisfaction* with telediagnosis:

1 (Terrible)	2	3 undecided	4	5 (Very good)
-----------------	---	----------------	---	------------------


What number best expresses your where you think the *quality* of the retinal exam is best::

1 (Better in ophthalmologist's office)	2	3 undecided	4	5 (Better through Telediagnosis)
-------------------------------------------	---	----------------	---	-------------------------------------

What number best expresses where you prefer to have the retinal exam now:

1 (Prefer ophthalmologist's office)	2	3 undecided	4	5 (Prefer family physician)
----------------------------------------	---	----------------	---	--------------------------------

- yes no Did the camera flashlight bother you?
- yes no Did the pupil dilating drops bother you? not applicable



Patient Questionnaire

Name _____

Date _____

BEFORE telediagnosis

Thank you for your willingness to participate in this research project.

You are about to undergo digital photographing and diagnosis over the internet by ophthalmologists who are retinal specialists at the University of Iowa. They will evaluate your photographs for signs of diabetic retinopathy, a complication of diabetes. This new technique is called 'telediagnosis'. Until telediagnosis was available, you could only be screened in an ophthalmologist's office with a dilated retinal exam. Please give your best answer.

What number best expresses where you think the *quality* of the retinal exam is best:

1 (Better in ophthalmologist's office)	2	3 undecided	4 (Better through Telediagnosis)	5
-------------------------------------------	---	----------------	-------------------------------------	---

What number best expresses where you prefer to have the retinal exam:

1 (Prefer ophthalmologist's office)	2	3 undecided	4 (Prefer family physician)	5
----------------------------------------	---	----------------	--------------------------------	---

yes no Do you expect the camera flashlight to bother you?

yes no Do you expect the pupil dilating drops to bother you?

yes no In the past five years have you been examined by an ophthalmologist?

yes no Do you currently carry health insurance?

yes no Sometimes photographs can only be made if your pupils are made larger with a drop. Were you aware of this?

AFTER telediagnosis

What number best expresses your *satisfaction* with telediagnosis:

1 (Terrible)	2	3 undecided	4 (Very good)	5
-----------------	---	----------------	------------------	---

What number best expresses where you think the *quality* of the retinal exam is best::

1 (Better in ophthalmologist's office)	2	3 undecided	4 (Better through Telediagnosis)	5
-------------------------------------------	---	----------------	-------------------------------------	---

What number best expresses where you prefer to have the retinal exam now:

1 (Prefer ophthalmologist's office)	2	3 undecided	4 (Prefer family physician)	5
----------------------------------------	---	----------------	--------------------------------	---

yes no Did the camera flashlight bother you?

yes no Did the pupil dilating drops bother you? not applicable

Patient Questionnaire

Name _____

Date _____

BEFORE telediagnosis

Thank you for your willingness to participate in this research project.

You are about to undergo digital photographing and diagnosis over the internet by ophthalmologists who are retinal specialists at the University of Iowa. They will evaluate your photographs for signs of diabetic retinopathy, a complication of diabetes. This new technique is called 'telediagnosis'. Until telediagnosis was available, you could only be screened in an ophthalmologist's office with a dilated retinal exam. Please give your best answer.

What number best expresses where you think the *quality* of the retinal exam is best:

1 (Better in ophthalmologist's office)	2	3 undecided	4	5 (Better through Telediagnosis)
-------------------------------------------	---	----------------	---	-------------------------------------

What number best expresses where you prefer to have the retinal exam:

1 (Prefer ophthalmologist's office)	2	3 undecided	4	5 (Prefer family physician)
----------------------------------------	---	----------------	---	--------------------------------

- yes no Do you expect the camera flashlight to bother you?
- yes no Do you expect the pupil dilating drops to bother you?
- yes no In the past five years have you been examined by an ophthalmologist?
- yes no Do you currently carry health insurance?
- yes no Sometimes photographs can only be made if your pupils are made larger with a drop. Were you aware of this?

AFTER telediagnosis

What number best expresses your *satisfaction* with telediagnosis:

1 (Terrible)	2	3 undecided	4	5 (Very good)
-----------------	---	----------------	---	------------------

What number best expresses your where you think the *quality* of the retinal exam is best::

1 (Better in ophthalmologist's office)	2	3 undecided	4	5 (Better through Telediagnosis)
-------------------------------------------	---	----------------	---	-------------------------------------

What number best expresses where you prefer to have the retinal exam now:

1 (Prefer ophthalmologist's office)	2	3 undecided	4	5 (Prefer family physician)
----------------------------------------	---	----------------	---	--------------------------------

- yes no Did the camera flashlight bother you?
- yes no Did the pupil dilating drops bother you? not applicable

Patient Questionnaire

Name [REDACTED]

Date [REDACTED]

BEFORE telediagnosis

Thank you for your willingness to participate in this research project.

You are about to undergo digital photographing and diagnosis over the internet by ophthalmologists who are retinal specialists at the University of Iowa. They will evaluate your photographs for signs of diabetic retinopathy, a complication of diabetes. This new technique is called 'telediagnosis'. Until telediagnosis was available, you could only be screened in an ophthalmologist's office with a dilated retinal exam. Please give your best answer.

What number best expresses where you think the *quality* of the retinal exam is best:

1 (Better in ophthalmologist's office)	2	3 undecided	4	5 (Better through Telediagnosis)
-------------------------------------------	---	----------------	---	-------------------------------------

What number best expresses *where* you prefer to have the retinal exam:

1 (Prefer ophthalmologist's office)	2	3 undecided	4	5 (Prefer family physician)
----------------------------------------	---	----------------	---	--------------------------------

yes no Do you expect the camera flashlight to bother you?

yes no Do you expect the pupil dilating drops to bother you?

yes no In the past five years have you been examined by an ophthalmologist?

yes no Do you currently carry health insurance?

yes no Sometimes photographs can only be made if your pupils are made larger with a drop. Were you aware of this?

AFTER telediagnosis

What number best expresses your *satisfaction* with telediagnosis:

1 (Terrible)	2	3 undecided	4	5 (Very good)
-----------------	---	----------------	---	------------------

What number best expresses your *where* you think the *quality* of the retinal exam is best::


1 (Better in ophthalmologist's office)	2	3 undecided	4	5 (Better through Telediagnosis)
-------------------------------------------	---	----------------	---	-------------------------------------

What number best expresses *where* you prefer to have the retinal exam now:

1 (Prefer ophthalmologist's office)	2	3 undecided	4	5 (Prefer family physician)
----------------------------------------	---	----------------	---	--------------------------------

yes no Did the camera flashlight bother you?

yes no Did the pupil dilating drops bother you? not applicable



Patient Questionnaire

Name _____

Date _____

BEFORE telediagnosis

Thank you for your willingness to participate in this research project.

You are about to undergo digital photographing and diagnosis over the internet by ophthalmologists who are retinal specialists at the University of Iowa. They will evaluate your photographs for signs of diabetic retinopathy, a complication of diabetes. This new technique is called 'telediagnosis'. Until telediagnosis was available, you could only be screened in an ophthalmologist's office with a dilated retinal exam. Please give your best answer.

What number best expresses where you think the *quality* of the retinal exam is best:

1 (Better in ophthalmologist's office)	2	3 undecided	4 (Better through Telediagnosis)	5
-------------------------------------------	---	----------------	-------------------------------------	---

What number best expresses *where* you prefer to have the retinal exam:

1 (Prefer ophthalmologist's office)	2	3 undecided	4 (Prefer family physician)	5
----------------------------------------	---	----------------	--------------------------------	---

- yes no Do you expect the camera flashlight to bother you?
- yes no Do you expect the pupil dilating drops to bother you?
- yes no In the past five years have you been examined by an ophthalmologist?
- yes no Do you currently carry health insurance?
- yes no Sometimes photographs can only be made if your pupils are made larger with a drop. Were you aware of this?

AFTER telediagnosis

What number best expresses your *satisfaction* with telediagnosis:

1 (Terrible)	2	3 undecided	4	5 (Very good)
-----------------	---	----------------	---	------------------

What number best expresses your where you think the *quality* of the retinal exam is best::

1 (Better in ophthalmologist's office)	2	3 undecided	4 (Better through Telediagnosis)	5
-------------------------------------------	---	----------------	-------------------------------------	---

What number best expresses *where* you prefer to have the retinal exam now:

1 (Prefer ophthalmologist's office)	2	3 undecided	4 (Prefer family physician)	5
----------------------------------------	---	----------------	--------------------------------	---

- yes no Did the camera flashlight bother you?
- yes no Did the pupil dilating drops bother you? not applicable

Patient Questionnaire

Name _____

Date _____

BEFORE telediagnosis

Thank you for your willingness to participate in this research project.

You are about to undergo digital photographing and diagnosis over the internet by ophthalmologists who are retinal specialists at the University of Iowa. They will evaluate your photographs for signs of diabetic retinopathy, a complication of diabetes. This new technique is called 'telediagnosis'. Until telediagnosis was available, you could only be screened in an ophthalmologist's office with a dilated retinal exam. Please give your best answer.

What number best expresses where you think the *quality* of the retinal exam is best:

1	2	3	4	5
(Better in ophthalmologist's office)		undecided		(Better through Telediagnosis)

What number best expresses where you prefer to have the retinal exam:

1	2	3	4	5
(Prefer ophthalmologist's office)		undecided		(Prefer family physician)

- yes no Do you expect the camera flashlight to bother you?
- yes no Do you expect the pupil dilating drops to bother you?
- yes no In the past five years have you been examined by an ophthalmologist?
- yes no Do you currently carry health insurance?
- yes no Sometimes photographs can only be made if your pupils are made larger with a drop. Were you aware of this?

AFTER telediagnosis

What number best expresses your *satisfaction* with telediagnosis:

1	2	3	4	5
(Terrible)		undecided		(Very good)

What number best expresses where you think the *quality* of the retinal exam is best::

1	2	3	4	5
(Better in ophthalmologist's office)		undecided		(Better through Telediagnosis)

What number best expresses where you prefer to have the retinal exam now:

1	2	3	4	5
(Prefer ophthalmologist's office)		undecided		(Prefer family physician)

- yes no Did the camera flashlight bother you?
- yes no Did the pupil dilating drops bother you? not applicable

Patient Questionnaire

Name

Date

BEFORE telediagnosis

Thank you for your willingness to participate in this research project.

You are about to undergo digital photographing and diagnosis over the internet by ophthalmologists who are retinal specialists at the University of Iowa. They will evaluate your photographs for signs of diabetic retinopathy, a complication of diabetes. This new technique is called 'telediagnosis'. Until telediagnosis was available, you could only be screened in an ophthalmologist's office with a dilated retinal exam. Please give your best answer.

What number best expresses where you think the quality of the retinal exam is best:

1 (Better in ophthalmologist's office)	2	3 undecided	4	5 (Better through Telediagnosis)
-------------------------------------------	---	----------------	---	-------------------------------------

What number best expresses where you prefer to have the retinal exam:

1 (Prefer ophthalmologist's office)	2	3 undecided	4	5 (Prefer family physician)
----------------------------------------	---	----------------	---	--------------------------------

yes no Do you expect the camera flashlight to bother you?

yes no Do you expect the pupil dilating drops to bother you?

yes no In the past five years have you been examined by an ophthalmologist?

yes no Do you currently carry health insurance?

yes no Sometimes photographs can only be made if your pupils are made larger with a drop. Were you aware of this?

AFTER telediagnosis

What number best expresses your satisfaction with telediagnosis:

1 (Terrible)	2	3 undecided	4	5 (Very good)
-----------------	---	----------------	---	------------------

What number best expresses where you think the quality of the retinal exam is best::

1 (Better in ophthalmologist's office)	2	3 undecided	4	5 (Better through Telediagnosis)
-------------------------------------------	---	----------------	---	-------------------------------------

What number best expresses where you prefer to have the retinal exam now:

1 (Prefer ophthalmologist's office)	2	3 undecided	4	5 (Prefer family physician)
----------------------------------------	---	----------------	---	--------------------------------

yes no Did the camera flashlight bother you?

yes no Did the pupil dilating drops bother you? not applicable

Patient Questionnaire

Name

Date

BEFORE telediagnosis

Thank you for your willingness to participate in this research project.

You are about to undergo digital photographing and diagnosis over the internet by ophthalmologists who are retinal specialists at the University of Iowa. They will evaluate your photographs for signs of diabetic retinopathy, a complication of diabetes. This new technique is called 'telediagnosis'. Until telediagnosis was available, you could only be screened in an ophthalmologist's office with a dilated retinal exam. Please give your best answer.

What number best expresses where you think the quality of the retinal exam is best:

1 (Better in ophthalmologist's office)	2	3 undecided	4	5 (Better through Telediagnosis)
-------------------------------------------	---	----------------	---	-------------------------------------

What number best expresses where you prefer to have the retinal exam:

1 (Prefer ophthalmologist's office)	2	3 undecided	4	5 (Prefer family physician)
----------------------------------------	---	----------------	---	--------------------------------

- yes no Do you expect the camera flashlight to bother you?
- yes no Do you expect the pupil dilating drops to bother you?
- yes no In the past five years have you been examined by an ophthalmologist?
- yes no Do you currently carry health insurance?
- yes no Sometimes photographs can only be made if your pupils are made larger with a drop. Were you aware of this?

AFTER telediagnosis

What number best expresses your satisfaction with telediagnosis:

1 (Terrible)	2	3 undecided	4	5 (Very good)
-----------------	---	----------------	---	------------------


What number best expresses your where you think the quality of the retinal exam is best::

1 (Better in ophthalmologist's office)	2	3 undecided	4	5 (Better through Telediagnosis)
-------------------------------------------	---	----------------	---	-------------------------------------

What number best expresses where you prefer to have the retinal exam now:

1 (Prefer ophthalmologist's office)	2	3 undecided	4	5 (Prefer family physician)
----------------------------------------	---	----------------	---	--------------------------------

- yes no Did the camera flashlight bother you?
- yes no Did the pupil dilating drops bother you? not applicable



Patient Questionnaire

Name _____

Date _____

BEFORE telediagnosis

Thank you for your willingness to participate in this research project.

You are about to undergo digital photographing and diagnosis over the internet by ophthalmologists who are retinal specialists at the University of Iowa. They will evaluate your photographs for signs of diabetic retinopathy, a complication of diabetes. This new technique is called 'telediagnosis'. Until telediagnosis was available, you could only be screened in an ophthalmologist's office with a dilated retinal exam. Please give your best answer.

What number best expresses where you think the *quality* of the retinal exam is best:

1 (Better in ophthalmologist's office)	2	3 undecided	4	5 (Better through Telediagnosis)
-------------------------------------------	---	----------------	---	-------------------------------------

What number best expresses where you prefer to have the retinal exam:

1 (Prefer ophthalmologist's office)	2	3 undecided	4	5 (Prefer family physician)
----------------------------------------	---	----------------	---	--------------------------------

- yes no Do you expect the camera flashlight to bother you?
- yes no Do you expect the pupil dilating drops to bother you?
- yes no In the past five years have you been examined by an ophthalmologist?
- yes no Do you currently carry health insurance?
- yes no Sometimes photographs can only be made if your pupils are made larger with a drop. Were you aware of this?

AFTER telediagnosis

What number best expresses your *satisfaction* with telediagnosis:

1 (Terrible)	2	3 undecided	4	5 (Very good)
-----------------	---	----------------	---	------------------

What number best expresses where you think the *quality* of the retinal exam is best::

1 (Better in ophthalmologist's office)	2	3 undecided	4	5 (Better through Telediagnosis)
-------------------------------------------	---	----------------	---	-------------------------------------

What number best expresses where you prefer to have the retinal exam now:

1 (Prefer ophthalmologist's office)	2	3 undecided	4 (Prefer family physician)	5
----------------------------------------	---	----------------	--------------------------------	---

- yes no Did the camera flashlight bother you?
- yes no Did the pupil dilating drops bother you? not applicable

Patient Questionnaire

Name _____

Date _____

BEFORE telediagnosis

Thank you for your willingness to participate in this research project.

You are about to undergo digital photographing and diagnosis over the internet by ophthalmologists who are retinal specialists at the University of Iowa. They will evaluate your photographs for signs of diabetic retinopathy, a complication of diabetes. This new technique is called 'telediagnosis'. Until telediagnosis was available, you could only be screened in an ophthalmologist's office with a dilated retinal exam. Please give your best answer.

What number best expresses where you think the *quality* of the retinal exam is best:

1 (Better in ophthalmologist's office)	2	3 undecided	4 (Better through Telediagnosis)	5
-------------------------------------------	---	----------------	-------------------------------------	---

What number best expresses *where* you prefer to have the retinal exam:

1 (Prefer ophthalmologist's office)	2	3 undecided	4 (Prefer family physician)	5
----------------------------------------	---	----------------	--------------------------------	---

- yes no Do you expect the camera flashlight to bother you?
- yes no Do you expect the pupil dilating drops to bother you?
- yes no In the past five years have you been examined by an ophthalmologist?
- yes no Do you currently carry health insurance?
- yes no Sometimes photographs can only be made if your pupils are made larger with a drop. Were you aware of this?

AFTER telediagnosis

What number best expresses your *satisfaction* with telediagnosis:

1 (Terrible)	2	3 undecided	4	5 (Very good)
-----------------	---	----------------	---	------------------

What number best expresses your where you think the *quality* of the retinal exam is best::

1 (Better in ophthalmologist's office)	2	3 undecided	4 (Better through Telediagnosis)	5
-------------------------------------------	---	----------------	-------------------------------------	---

What number best expresses *where* you prefer to have the retinal exam now:

1 (Prefer ophthalmologist's office)	2	3 undecided	4 (Prefer family physician)	5
----------------------------------------	---	----------------	--------------------------------	---

- yes no Did the camera flashlight bother you?
- yes no Did the pupil dilating drops bother you? not applicable

Patient Questionnaire

Name _____

Date _____

BEFORE telediagnosis

Thank you for your willingness to participate in this research project.

You are about to undergo digital photographing and diagnosis over the internet by ophthalmologists who are retinal specialists at the University of Iowa. They will evaluate your photographs for signs of diabetic retinopathy, a complication of diabetes. This new technique is called 'telediagnosis'. Until telediagnosis was available, you could only be screened in an ophthalmologist's office with a dilated retinal exam. Please give your best answer.

What number best expresses where you think the *quality* of the retinal exam is best:

1 (Better in ophthalmologist's office)	2	3 undecided	4 (Better through Telediagnosis)	5
-------------------------------------------	---	----------------	-------------------------------------	---

What number best expresses *where* you prefer to have the retinal exam:

1 (Prefer ophthalmologist's office)	2	3 undecided	4 (Prefer family physician)	5
----------------------------------------	---	----------------	--------------------------------	---

yes no Do you expect the camera flashlight to bother you?

yes no Do you expect the pupil dilating drops to bother you?

yes no In the past five years have you been examined by an ophthalmologist?

yes no Do you currently carry health insurance?

yes no Sometimes photographs can only be made if your pupils are made larger with a drop. Were you aware of this?

AFTER telediagnosis

What number best expresses your *satisfaction* with telediagnosis:

1 (Terrible)	2	3 undecided	4	5 (Very good)
-----------------	---	----------------	---	------------------

What number best expresses your where you think the *quality* of the retinal exam is best::

1 (Better in ophthalmologist's office)	2	3 undecided	4 (Better through Telediagnosis)	5
-------------------------------------------	---	----------------	-------------------------------------	---

What number best expresses *where* you prefer to have the retinal exam now:

1 (Prefer ophthalmologist's office)	2	3 undecided	4 (Prefer family physician)	5
----------------------------------------	---	----------------	--------------------------------	---

yes no Did the camera flashlight bother you?

yes no Did the pupil dilating drops bother you? not applicable

Patient Questionnaire

Name _____

Date _____

BEFORE telediagnosis

Thank you for your willingness to participate in this research project.

You are about to undergo digital photographing and diagnosis over the internet by ophthalmologists who are retinal specialists at the University of Iowa. They will evaluate your photographs for signs of diabetic retinopathy, a complication of diabetes. This new technique is called 'telediagnosis'. Until telediagnosis was available, you could only be screened in an ophthalmologist's office with a dilated retinal exam. Please give your best answer.

What number best expresses where you think the *quality* of the retinal exam is best:

1 (Better in ophthalmologist's office)	2	3 undecided	4 (Better through Telediagnosis)	5 (Circled)
-------------------------------------------	---	----------------	-------------------------------------	----------------

What number best expresses where you prefer to have the retinal exam:

1 (Prefer ophthalmologist's office)	2	3 undecided	4 (Prefer family physician)	5 (Circled)
----------------------------------------	---	----------------	--------------------------------	----------------

- yes no Do you expect the camera flashlight to bother you?
- yes no Do you expect the pupil dilating drops to bother you?
- yes no In the past five years have you been examined by an ophthalmologist?
- yes no Do you currently carry health insurance?
- yes no Sometimes photographs can only be made if your pupils are made larger with a drop. Were you aware of this?

AFTER telediagnosis

What number best expresses your *satisfaction* with telediagnosis:

1 (Terrible)	2	3 undecided	4	5 (Circled) (Very good)
-----------------	---	----------------	---	-------------------------------

What number best expresses where you think the *quality* of the retinal exam is best::

1 (Better in ophthalmologist's office)	2	3 undecided	4 (Better through Telediagnosis)	5 (Circled)
-------------------------------------------	---	----------------	-------------------------------------	----------------

What number best expresses where you prefer to have the retinal exam now:

1 (Prefer ophthalmologist's office)	2	3 undecided	4 (Prefer family physician)	5 (Circled)
----------------------------------------	---	----------------	--------------------------------	----------------

- yes no Did the camera flashlight bother you?
- yes no Did the pupil dilating drops bother you? not applicable

Patient Questionnaire

Name _____

Date _____

BEFORE telediagnosis

Thank you for your willingness to participate in this research project.

You are about to undergo digital photographing and diagnosis over the internet by ophthalmologists who are retinal specialists at the University of Iowa. They will evaluate your photographs for signs of diabetic retinopathy, a complication of diabetes. This new technique is called 'telediagnosis'. Until telediagnosis was available, you could only be screened in an ophthalmologist's office with a dilated retinal exam. Please give your best answer.

What number best expresses where you think the *quality* of the retinal exam is best:

1 (Better in ophthalmologist's office)	2	3 undecided	4 (Better through Telediagnosis)	5 (5)
-------------------------------------------	---	----------------	-------------------------------------	----------

What number best expresses where you prefer to have the retinal exam:

1 (Prefer ophthalmologist's office)	2	3 undecided	4 (Prefer family physician)	5 (5)
----------------------------------------	---	----------------	--------------------------------	----------

- yes no Do you expect the camera flashlight to bother you?
- yes no Do you expect the pupil dilating drops to bother you?
- yes no In the past five years have you been examined by an ophthalmologist?
- yes no Do you currently carry health insurance?
- yes no Sometimes photographs can only be made if your pupils are made larger with a drop. Were you aware of this?

AFTER telediagnosis

What number best expresses your *satisfaction* with telediagnosis:

1 (Terrible)	2	3 undecided	4	5 (5) (Very good)
-----------------	---	----------------	---	-------------------------

What number best expresses your where you think the *quality* of the retinal exam is best::

1 (Better in ophthalmologist's office)	2	3 undecided	4 (Better through Telediagnosis)	5 (5)
-------------------------------------------	---	----------------	-------------------------------------	----------

What number best expresses where you prefer to have the retinal exam now:

1 (Prefer ophthalmologist's office)	2	3 undecided	4 (Prefer family physician)	5 (5)
----------------------------------------	---	----------------	--------------------------------	----------

- yes no Did the camera flashlight bother you?
- yes no Did the pupil dilating drops bother you? not applicable

Patient Questionnaire

Name _____

Date _____

BEFORE telediagnosis

Thank you for your willingness to participate in this research project.

You are about to undergo digital photographing and diagnosis over the internet by ophthalmologists who are retinal specialists at the University of Iowa. They will evaluate your photographs for signs of diabetic retinopathy, a complication of diabetes. This new technique is called 'telediagnosis'. Until telediagnosis was available, you could only be screened in an ophthalmologist's office with a dilated retinal exam. Please give your best answer.

What number best expresses where you think the *quality* of the retinal exam is best:

1 (Better in ophthalmologist's office)	2	3 undecided	4	5 (Better through Telediagnosis)
-------------------------------------------	---	----------------	---	-------------------------------------

What number best expresses *where* you prefer to have the retinal exam:

1 (Prefer ophthalmologist's office)	2	3 undecided	4	5 (Prefer family physician)
----------------------------------------	---	----------------	---	--------------------------------

yes no Do you expect the camera flashlight to bother you?

yes no Do you expect the pupil dilating drops to bother you?

yes no In the past five years have you been examined by an ophthalmologist?

yes no Do you currently carry health insurance?

yes no Sometimes photographs can only be made if your pupils are made larger with a drop. Were you aware of this?

AFTER telediagnosis

What number best expresses your *satisfaction* with telediagnosis:

1 (Terrible)	2	3 undecided	4	5 (Very good)
-----------------	---	----------------	---	------------------

What number best expresses where you think the *quality* of the retinal exam is best::


1 (Better in ophthalmologist's office)	2	3 undecided	4	5 (Better through Telediagnosis)
-------------------------------------------	---	----------------	---	-------------------------------------

What number best expresses *where* you prefer to have the retinal exam now:

1 (Prefer ophthalmologist's office)	2	3 undecided	4	5 (Prefer family physician)
----------------------------------------	---	----------------	---	--------------------------------

yes no Did the camera flashlight bother you?

yes no Did the pupil dilating drops bother you? not applicable



Patient Questionnaire

Name _____

Date _____

BEFORE telediagnosis

Thank you for your willingness to participate in this research project.

You are about to undergo digital photographing and diagnosis over the internet by ophthalmologists who are retinal specialists at the University of Iowa. They will evaluate your photographs for signs of diabetic retinopathy, a complication of diabetes. This new technique is called 'telediagnosis'. Until telediagnosis was available, you could only be screened in an ophthalmologist's office with a dilated retinal exam. Please give your best answer.

What number best expresses where you think the *quality* of the retinal exam is best:

1 (Better in ophthalmologist's office)	2	3 undecided	4 (Better through Telediagnosis)	5
-------------------------------------------	---	----------------	-------------------------------------	---

What number best expresses *where* you prefer to have the retinal exam:

1 (Prefer ophthalmologist's office)	2	3 undecided	4	5 (Prefer family physician)
----------------------------------------	---	----------------	---	--------------------------------

- yes no Do you expect the camera flashlight to bother you?
- yes no Do you expect the pupil dilating drops to bother you?
- yes no In the past five years have you been examined by an ophthalmologist?
- yes no Do you currently carry health insurance?
- yes no Sometimes photographs can only be made if your pupils are made larger with a drop. Were you aware of this?

AFTER telediagnosis

What number best expresses your *satisfaction* with telediagnosis:

1 (Terrible)	2	3 undecided	4	5 (Very good)
-----------------	---	----------------	---	------------------

What number best expresses where you think the *quality* of the retinal exam is best::

1 (Better in ophthalmologist's office)	2	3 undecided	4	5 (Better through Telediagnosis)
-------------------------------------------	---	----------------	---	-------------------------------------


What number best expresses *where* you prefer to have the retinal exam now:


1 (Prefer ophthalmologist's office)	2	3 undecided	4	5 (Prefer family physician)
----------------------------------------	---	----------------	---	--------------------------------

- yes no Did the camera flashlight bother you?
- yes no Did the pupil dilating drops bother you? not applicable



Patient Questionnaire

Name 

Date 

BEFORE telediagnosis

Thank you for your willingness to participate in this research project.

You are about to undergo digital photographing and diagnosis over the internet by ophthalmologists who are retinal specialists at the University of Iowa. They will evaluate your photographs for signs of diabetic retinopathy, a complication of diabetes. This new technique is called 'telediagnosis'. Until telediagnosis was available, you could only be screened in an ophthalmologist's office with a dilated retinal exam. Please give your best answer.

What number best expresses where you think the *quality* of the retinal exam is best:

1 (Better in ophthalmologist's office)	2	3 undecided	4	5 (Better through Telediagnosis)
-------------------------------------------	---	----------------	---	-------------------------------------

What number best expresses *where* you prefer to have the retinal exam:

1 (Prefer ophthalmologist's office)	2	3 undecided	4	5 (Prefer family physician)
----------------------------------------	---	----------------	---	--------------------------------

- yes no Do you expect the camera flashlight to bother you?
- yes no Do you expect the pupil dilating drops to bother you?
- yes no In the past five years have you been examined by an ophthalmologist?
- yes no Do you currently carry health insurance?
- yes no Sometimes photographs can only be made if your pupils are made larger with a drop. Were you aware of this?

AFTER telediagnosis

What number best expresses your *satisfaction* with telediagnosis:

1 (Terrible)	2	3 undecided	4	5 (Very good)
-----------------	---	----------------	---	------------------


What number best expresses where you think the *quality* of the retinal exam is best::

1 (Better in ophthalmologist's office)	2	3 undecided	4	5 (Better through Telediagnosis)
-------------------------------------------	---	----------------	---	-------------------------------------

What number best expresses *where* you prefer to have the retinal exam now:

1 (Prefer ophthalmologist's office)	2	3 undecided	4	5 (Prefer family physician)
----------------------------------------	---	----------------	---	--------------------------------

- yes no Did the camera flashlight bother you?
- yes no Did the pupil dilating drops bother you? not applicable



Patient Questionnaire

Name _____

Date _____

BEFORE telediagnosis

Thank you for your willingness to participate in this research project.

You are about to undergo digital photographing and diagnosis over the internet by ophthalmologists who are retinal specialists at the University of Iowa. They will evaluate your photographs for signs of diabetic retinopathy, a complication of diabetes. This new technique is called 'telediagnosis'. Until telediagnosis was available, you could only be screened in an ophthalmologist's office with a dilated retinal exam. Please give your best answer.

What number best expresses where you think the *quality* of the retinal exam is best:

1 (Better in ophthalmologist's office)	2 (Circled)	3 undecided	4	5 (Better through Telediagnosis)
-------------------------------------------	----------------	----------------	---	-------------------------------------

What number best expresses *where* you prefer to have the retinal exam:

1 (Prefer ophthalmologist's office)	2 (Circled)	3 undecided	4	5 (Prefer family physician)
----------------------------------------	----------------	----------------	---	--------------------------------

- yes no Do you expect the camera flashlight to bother you?
- yes no Do you expect the pupil dilating drops to bother you?
- yes no In the past five years have you been examined by an ophthalmologist?
- yes no Do you currently carry health insurance?
- yes no Sometimes photographs can only be made if your pupils are made larger with a drop. Were you aware of this?

AFTER telediagnosis

What number best expresses your *satisfaction* with telediagnosis:

1 (Terrible)	2	3 undecided	4	5 (Very good) (Circled)
-----------------	---	----------------	---	----------------------------

What number best expresses where you think the *quality* of the retinal exam is best::

1 (Better in ophthalmologist's office)	2	3 undecided	4	5 (Better through Telediagnosis) (Circled)
-------------------------------------------	---	----------------	---	-----------------------------------------------

What number best expresses *where* you prefer to have the retinal exam now:

1 (Prefer ophthalmologist's office)	2	3 undecided	4	5 (Prefer family physician) (Circled)
----------------------------------------	---	----------------	---	------------------------------------------

- yes no Did the camera flashlight bother you?
- yes no Did the pupil dilating drops bother you? not applicable

Patient Questionnaire

Name

Date

BEFORE telediagnosis

Thank you for your willingness to participate in this research project.

You are about to undergo digital photographing and diagnosis over the internet by ophthalmologists who are retinal specialists at the University of Iowa. They will evaluate your photographs for signs of diabetic retinopathy, a complication of diabetes. This new technique is called 'telediagnosis'. Until telediagnosis was available, you could only be screened in an ophthalmologist's office with a dilated retinal exam. Please give your best answer.

What number best expresses where you think the *quality* of the retinal exam is best:

1 (Better in ophthalmologist's office)	2	3 undecided	4 (Better through Telediagnosis)	5
-------------------------------------------	---	----------------	-------------------------------------	---

What number best expresses *where* you prefer to have the retinal exam:

1 (Prefer ophthalmologist's office)	2	3 undecided	4 (Prefer family physician)	5
----------------------------------------	---	----------------	--------------------------------	---

yes no Do you expect the camera flashlight to bother you?

yes no Do you expect the pupil dilating drops to bother you?

yes no In the past five years have you been examined by an ophthalmologist?

yes no Do you currently carry health insurance?

yes no Sometimes photographs can only be made if your pupils are made larger with a drop. Were you aware of this?

AFTER telediagnosis

What number best expresses your *satisfaction* with telediagnosis:

1 (Terrible)	2	3 undecided	4	5 (Very good)
-----------------	---	----------------	---	------------------

What number best expresses where you think the *quality* of the retinal exam is best::

1 (Better in ophthalmologist's office)	2	3 undecided	4 (Better through Telediagnosis)	5
-------------------------------------------	---	----------------	-------------------------------------	---

What number best expresses *where* you prefer to have the retinal exam now:

1 (Prefer ophthalmologist's office)	2	3 undecided	4 (Prefer family physician)	5
----------------------------------------	---	----------------	--------------------------------	---

yes no Did the camera flashlight bother you?

yes no Did the pupil dilating drops bother you? not applicable

Patient Questionnaire

Name _____

Date _____

BEFORE telediagnosis

Thank you for your willingness to participate in this research project.

You are about to undergo digital photographing and diagnosis over the internet by ophthalmologists who are retinal specialists at the University of Iowa. They will evaluate your photographs for signs of diabetic retinopathy, a complication of diabetes. This new technique is called 'telediagnosis'. Until telediagnosis was available, you could only be screened in an ophthalmologist's office with a dilated retinal exam. Please give your best answer.

What number best expresses where you think the *quality* of the retinal exam is best:

1 (Better in ophthalmologist's office)	2	3 undecided	4	5 (Better through Telediagnosis)
-------------------------------------------	---	----------------	---	-------------------------------------

What number best expresses *where* you prefer to have the retinal exam:

1 (Prefer ophthalmologist's office)	2	3 undecided	4	5 (Prefer family physician)
----------------------------------------	---	----------------	---	--------------------------------

yes no Do you expect the camera flashlight to bother you?

yes no Do you expect the pupil dilating drops to bother you?

yes no In the past five years have you been examined by an ophthalmologist?

yes no Do you currently carry health insurance?

yes no Sometimes photographs can only be made if your pupils are made larger with a drop. Were you aware of this?

AFTER telediagnosis

What number best expresses your *satisfaction* with telediagnosis:

1 (Terrible)	2	3 undecided	4	5 (Very good)
-----------------	---	----------------	---	------------------

What number best expresses where you think the *quality* of the retinal exam is best::

1 (Better in ophthalmologist's office)	2	3 undecided	4 (Better through Telediagnosis)	5
-------------------------------------------	---	----------------	-------------------------------------	---

What number best expresses *where* you prefer to have the retinal exam now:

1 (Prefer ophthalmologist's office)	2	3 undecided	4	5 (Prefer family physician)
----------------------------------------	---	----------------	---	--------------------------------

yes no Did the camera flashlight bother you?

yes no Did the pupil dilating drops bother you? not applicable

Patient Questionnaire

Name _____

Date _____

BEFORE telediagnosis

Thank you for your willingness to participate in this research project.

You are about to undergo digital photographing and diagnosis over the internet by ophthalmologists who are retinal specialists at the University of Iowa. They will evaluate your photographs for signs of diabetic retinopathy, a complication of diabetes. This new technique is called 'telediagnosis'. Until telediagnosis was available, you could only be screened in an ophthalmologist's office with a dilated retinal exam. Please give your best answer.

What number best expresses where you think the *quality* of the retinal exam is best:

1 (Better in ophthalmologist's office)	2	3 undecided	4 (Better through Telediagnosis)	5
-------------------------------------------	---	----------------	-------------------------------------	---

What number best expresses *where* you prefer to have the retinal exam:

1 (Prefer ophthalmologist's office)	2	3 undecided	4 (Prefer family physician)	5
----------------------------------------	---	----------------	--------------------------------	---

yes no Do you expect the camera flashlight to bother you?

yes no Do you expect the pupil dilating drops to bother you?

yes no In the past five years have you been examined by an ophthalmologist?

yes no Do you currently carry health insurance?

yes no Sometimes photographs can only be made if your pupils are made larger with a drop. Were you aware of this?

AFTER telediagnosis

What number best expresses your *satisfaction* with telediagnosis:

1 (Terrible)	2	3 undecided	4	5 (Very good)
-----------------	---	----------------	---	------------------

What number best expresses your where you think the *quality* of the retinal exam is best::

1 (Better in ophthalmologist's office)	2	3 undecided	4 (Better through Telediagnosis)	5
-------------------------------------------	---	----------------	-------------------------------------	---

What number best expresses *where* you prefer to have the retinal exam now:

1 (Prefer ophthalmologist's office)	2	3 undecided	4 (Prefer family physician)	5
----------------------------------------	---	----------------	--------------------------------	---

yes no Did the camera flashlight bother you?

yes no Did the pupil dilating drops bother you? not applicable

Patient Questionnaire

Name _____

Date _____

BEFORE telediagnosis

Thank you for your willingness to participate in this research project.

You are about to undergo digital photographing and diagnosis over the internet by ophthalmologists who are retinal specialists at the University of Iowa. They will evaluate your photographs for signs of diabetic retinopathy, a complication of diabetes. This new technique is called 'telediagnosis'. Until telediagnosis was available, you could only be screened in an ophthalmologist's office with a dilated retinal exam. Please give your best answer.

What number best expresses where you think the *quality* of the retinal exam is best:

1 (Better in ophthalmologist's office)	2	3 undecided	4	5 (Better through Telediagnosis)
-------------------------------------------	---	----------------	---	-------------------------------------

What number best expresses *where* you prefer to have the retinal exam:

1 (Prefer ophthalmologist's office)	2	3 undecided	4	5 (Prefer family physician)
----------------------------------------	---	----------------	---	--------------------------------

yes no Do you expect the camera flashlight to bother you?

yes no Do you expect the pupil dilating drops to bother you?

yes no In the past five years have you been examined by an ophthalmologist?

yes no Do you currently carry health insurance?

yes no Sometimes photographs can only be made if your pupils are made larger with a drop. Were you aware of this?

AFTER telediagnosis

What number best expresses your *satisfaction* with telediagnosis:

1 (Terrible)	2	3 undecided	4 (4)	5 (Very good)
-----------------	---	----------------	----------	------------------

What number best expresses where you think the *quality* of the retinal exam is best::

1 (Better in ophthalmologist's office)	2	3 undecided	4 (4)	5 (Better through Telediagnosis)
-------------------------------------------	---	----------------	----------	-------------------------------------

What number best expresses *where* you prefer to have the retinal exam now:

1 (Prefer ophthalmologist's office)	2	3 undecided	4	5 (5) (Prefer family physician)
----------------------------------------	---	----------------	---	---------------------------------------

yes no Did the camera flashlight bother you?

yes no Did the pupil dilating drops bother you? not applicable

Patient Questionnaire

Name [REDACTED]

Date [REDACTED]

BEFORE telediagnosis

Thank you for your willingness to participate in this research project.

You are about to undergo digital photographing and diagnosis over the internet by ophthalmologists who are retinal specialists at the University of Iowa. They will evaluate your photographs for signs of diabetic retinopathy, a complication of diabetes. This new technique is called 'telediagnosis'. Until telediagnosis was available, you could only be screened in an ophthalmologist's office with a dilated retinal exam. Please give your best answer.

What number best expresses where you think the *quality* of the retinal exam is best:

1 (Better in ophthalmologist's office)	2	3 undecided	4	5 (Better through Telediagnosis)
-------------------------------------------	---	----------------	---	-------------------------------------

What number best expresses where you prefer to have the retinal exam:

1 (Prefer ophthalmologist's office)	2	3 undecided	4	5 (Prefer family physician)
----------------------------------------	---	----------------	---	--------------------------------

yes no Do you expect the camera flashlight to bother you?

yes no *unsure* Do you expect the pupil dilating drops to bother you?

yes no In the past five years have you been examined by an ophthalmologist?

yes no Do you currently carry health insurance?

yes no Sometimes photographs can only be made if your pupils are made larger with a drop. Were you aware of this?

AFTER telediagnosis

What number best expresses your *satisfaction* with telediagnosis:

1 (Terrible)	2	3 undecided	4	5 (Very good)
-----------------	---	----------------	---	------------------

What number best expresses where you think the *quality* of the retinal exam is best::

1 (Better in ophthalmologist's office)	2	3 undecided	4	5 (Better through Telediagnosis)
-------------------------------------------	---	----------------	---	-------------------------------------

What number best expresses where you prefer to have the retinal exam now:

1 (Prefer ophthalmologist's office)	2	3 undecided	4	5 (Prefer family physician)
----------------------------------------	---	----------------	---	--------------------------------

yes no Did the camera flashlight bother you?

yes no Did the pupil dilating drops bother you? not applicable

Patient Questionnaire

Name _____

Date _____

BEFORE telediagnosis

Thank you for your willingness to participate in this research project.

You are about to undergo digital photographing and diagnosis over the internet by ophthalmologists who are retinal specialists at the University of Iowa. They will evaluate your photographs for signs of diabetic retinopathy, a complication of diabetes. This new technique is called 'telediagnosis'. Until telediagnosis was available, you could only be screened in an ophthalmologist's office with a dilated retinal exam. Please give your best answer.

What number best expresses where you think the *quality* of the retinal exam is best:

1 (Better in ophthalmologist's office)	2	3 undecided	4	5 (Better through Telediagnosis)
-------------------------------------------	---	----------------	---	-------------------------------------

What number best expresses where you prefer to have the retinal exam:

1 (Prefer ophthalmologist's office)	2	3 undecided	4	5 (Prefer family physician)
----------------------------------------	---	----------------	---	--------------------------------

- yes no Do you expect the camera flashlight to bother you?
- yes no Do you expect the pupil dilating drops to bother you?
- yes no In the past five years have you been examined by an ophthalmologist?
- yes no Do you currently carry health insurance?
- yes no Sometimes photographs can only be made if your pupils are made larger with a drop. Were you aware of this?

AFTER telediagnosis

What number best expresses your *satisfaction* with telediagnosis:

1 (Terrible)	2	3 undecided	4	5 (Very good)
-----------------	---	----------------	---	------------------

What number best expresses where you think the *quality* of the retinal exam is best::

1 (Better in ophthalmologist's office)	2	3 undecided	4	5 (Better through Telediagnosis)
-------------------------------------------	---	----------------	---	-------------------------------------

What number best expresses where you prefer to have the retinal exam now:

1 (Prefer ophthalmologist's office)	2	3 undecided	4	5 (Prefer family physician)
----------------------------------------	---	----------------	---	--------------------------------

- yes no Did the camera flashlight bother you?
- yes no Did the pupil dilating drops bother you? not applicable

Patient Questionnaire

Name [REDACTED]

Date [REDACTED]

BEFORE telediagnosis

Thank you for your willingness to participate in this research project.

You are about to undergo digital photographing and diagnosis over the internet by ophthalmologists who are retinal specialists at the University of Iowa. They will evaluate your photographs for signs of diabetic retinopathy, a complication of diabetes. This new technique is called 'telediagnosis'. Until telediagnosis was available, you could only be screened in an ophthalmologist's office with a dilated retinal exam. Please give your best answer.

What number best expresses where you think the *quality* of the retinal exam is best:

1 (Better in ophthalmologist's office)	2	3 undecided	4 (Better through Telediagnosis)	5
-------------------------------------------	---	----------------	-------------------------------------	---

What number best expresses where you prefer to have the retinal exam:

1 (Prefer ophthalmologist's office)	2	3 undecided	4 (Prefer family physician)	5
----------------------------------------	---	----------------	--------------------------------	---

- yes no Do you expect the camera flashlight to bother you?
- yes no Do you expect the pupil dilating drops to bother you?
- yes no In the past five years have you been examined by an ophthalmologist?
- yes no Do you currently carry health insurance?
- yes no Sometimes photographs can only be made if your pupils are made larger with a drop. Were you aware of this?

AFTER telediagnosis

What number best expresses your *satisfaction* with telediagnosis:

1 (Terrible)	2	3 undecided	4	5 (Very good)
-----------------	---	----------------	---	------------------

What number best expresses where you think the *quality* of the retinal exam is best::

1 (Better in ophthalmologist's office)	2	3 undecided	4 (Better through Telediagnosis)	5
-------------------------------------------	---	----------------	-------------------------------------	---

What number best expresses where you prefer to have the retinal exam now:

1 (Prefer ophthalmologist's office)	2	3 undecided	4 (Prefer family physician)	5
----------------------------------------	---	----------------	--------------------------------	---

- yes no Did the camera flashlight bother you?
- yes no Did the pupil dilating drops bother you? not applicable

Patient Questionnaire

Name

Date

BEFORE telediagnosis

Thank you for your willingness to participate in this research project.

You are about to undergo digital photographing and diagnosis over the internet by ophthalmologists who are retinal specialists at the University of Iowa. They will evaluate your photographs for signs of diabetic retinopathy, a complication of diabetes. This new technique is called 'telediagnosis'. Until telediagnosis was available, you could only be screened in an ophthalmologist's office with a dilated retinal exam. Please give your best answer.

What number best expresses where you think the *quality* of the retinal exam is best:

1 (Better in ophthalmologist's office)	2	3 undecided	4	5 (Better through Telediagnosis)
-------------------------------------------	---	----------------	---	-------------------------------------

What number best expresses *where* you prefer to have the retinal exam:

1 (Prefer ophthalmologist's office)	2	3 undecided	4	5 (Prefer family physician)
----------------------------------------	---	----------------	---	--------------------------------

yes no Do you expect the camera flashlight to bother you?

yes no Do you expect the pupil dilating drops to bother you?

yes no In the past five years have you been examined by an ophthalmologist?

yes no Do you currently carry health insurance?

yes no Sometimes photographs can only be made if your pupils are made larger with a drop. Were you aware of this?

AFTER telediagnosis

What number best expresses your *satisfaction* with telediagnosis:

1 (Terrible)	2	3 undecided	4	5 (Very good)
-----------------	---	----------------	---	------------------

What number best expresses where you think the *quality* of the retinal exam is best::

1 (Better in ophthalmologist's office)	2	3 undecided	4	5 (Better through Telediagnosis)
-------------------------------------------	---	----------------	---	-------------------------------------

What number best expresses *where* you prefer to have the retinal exam now:

1 (Prefer ophthalmologist's office)	2	3 undecided	4	5 (Prefer family physician)
----------------------------------------	---	----------------	---	--------------------------------

yes no Did the camera flashlight bother you?

yes no Did the pupil dilating drops bother you? not applicable

Patient Questionnaire

Name _____

Date _____

BEFORE telediagnosis

Thank you for your willingness to participate in this research project.

You are about to undergo digital photographing and diagnosis over the internet by ophthalmologists who are retinal specialists at the University of Iowa. They will evaluate your photographs for signs of diabetic retinopathy, a complication of diabetes. This new technique is called 'telediagnosis'. Until telediagnosis was available, you could only be screened in an ophthalmologist's office with a dilated retinal exam. Please give your best answer.

What number best expresses where you think the *quality* of the retinal exam is best:

1 (Better in ophthalmologist's office)	2	3 undecided	4	5 (Better through Telediagnosis)
-------------------------------------------	---	----------------	---	-------------------------------------

What number best expresses *where* you prefer to have the retinal exam:

1 (Prefer ophthalmologist's office)	2	3 undecided	4	5 (Prefer family physician)
----------------------------------------	---	----------------	---	--------------------------------

yes no Do you expect the camera flashlight to bother you?

yes no Do you expect the pupil dilating drops to bother you?

yes no In the past five years have you been examined by an ophthalmologist?

yes no Do you currently carry health insurance?

yes no Sometimes photographs can only be made if your pupils are made larger with a drop. Were you aware of this?

AFTER telediagnosis

What number best expresses your *satisfaction* with telediagnosis:

1 (Terrible)	2	3 undecided	4	5 (Very good)
-----------------	---	----------------	---	------------------

What number best expresses where you think the *quality* of the retinal exam is best::

1 (Better in ophthalmologist's office)	2	3 undecided	4	5 (Better through Telediagnosis)
-------------------------------------------	---	----------------	---	-------------------------------------

What number best expresses *where* you prefer to have the retinal exam now:

1 (Prefer ophthalmologist's office)	2	3 undecided	4	5 (Prefer family physician)
----------------------------------------	---	----------------	---	--------------------------------

yes no Did the camera flashlight bother you?

yes no Did the pupil dilating drops bother you? not applicable

Patient Questionnaire

Name _____

Date _____

BEFORE telediagnosis

Thank you for your willingness to participate in this research project.

You are about to undergo digital photographing and diagnosis over the internet by ophthalmologists who are retinal specialists at the University of Iowa. They will evaluate your photographs for signs of diabetic retinopathy, a complication of diabetes. This new technique is called 'telediagnosis'. Until telediagnosis was available, you could only be screened in an ophthalmologist's office with a dilated retinal exam. Please give your best answer.

What number best expresses where you think the *quality* of the retinal exam is best:

1 (Better in ophthalmologist's office)	2	3 undecided	4	5 (Better through Telediagnosis)
-------------------------------------------	---	----------------	---	-------------------------------------

What number best expresses where you prefer to have the retinal exam:

1 (Prefer ophthalmologist's office)	2	3 undecided	4	5 (Prefer family physician)
----------------------------------------	---	----------------	---	--------------------------------

yes no Do you expect the camera flashlight to bother you?

yes no Do you expect the pupil dilating drops to bother you?

yes no In the past five years have you been examined by an ophthalmologist?

yes no Do you currently carry health insurance?

yes no Sometimes photographs can only be made if your pupils are made larger with a drop. Were you aware of this?

AFTER telediagnosis

What number best expresses your *satisfaction* with telediagnosis:

1 (Terrible)	2	3 undecided	4 <u>4</u>	5 (Very good)
-----------------	---	----------------	---------------	------------------

What number best expresses where you think the *quality* of the retinal exam is best::

1 (Better in ophthalmologist's office)	2	3 undecided	4	5 (Better through Telediagnosis)
-------------------------------------------	---	----------------	---	-------------------------------------

What number best expresses where you prefer to have the retinal exam now:

1 (Prefer ophthalmologist's office)	2	3 undecided	4	5 (Prefer family physician)
----------------------------------------	---	----------------	---	--------------------------------

yes no Did the camera flashlight bother you?

yes no Did the pupil dilating drops bother you? not applicable

Patient Questionnaire

Name _____

Date _____

BEFORE telediagnosis

Thank you for your willingness to participate in this research project.

You are about to undergo digital photographing and diagnosis over the internet by ophthalmologists who are retinal specialists at the University of Iowa. They will evaluate your photographs for signs of diabetic retinopathy, a complication of diabetes. This new technique is called 'telediagnosis'. Until telediagnosis was available, you could only be screened in an ophthalmologist's office with a dilated retinal exam. Please give your best answer.

What number best expresses where you think the *quality* of the retinal exam is best:

1 (Better in ophthalmologist's office)	2	3 undecided	4 (Better through Telediagnosis)	5
-------------------------------------------	---	----------------	-------------------------------------	---

What number best expresses where you prefer to have the retinal exam:

1 (Prefer ophthalmologist's office)	2	3 undecided	4 (Prefer family physician)	5
----------------------------------------	---	----------------	--------------------------------	---

yes no Do you expect the camera flashlight to bother you?

yes no Do you expect the pupil dilating drops to bother you?

yes no In the past five years have you been examined by an ophthalmologist?

yes no Do you currently carry health insurance?

yes no Sometimes photographs can only be made if your pupils are made larger with a drop. Were you aware of this?

AFTER telediagnosis

What number best expresses your *satisfaction* with telediagnosis:

1 (Terrible)	2	3 undecided	4 (Very good)	5
-----------------	---	----------------	------------------	---

What number best expresses where you think the *quality* of the retinal exam is best::

1 (Better in ophthalmologist's office)	2	3 undecided	4 (Better through Telediagnosis)	5
-------------------------------------------	---	----------------	-------------------------------------	---

What number best expresses where you prefer to have the retinal exam now:

1 (Prefer ophthalmologist's office)	2	3 undecided	4 (Prefer family physician)	5
----------------------------------------	---	----------------	--------------------------------	---

yes no Did the camera flashlight bother you?

yes no Did the pupil dilating drops bother you? not applicable

Patient Questionnaire

Name _____

Date _____

BEFORE telediagnosis

Thank you for your willingness to participate in this research project.

You are about to undergo digital photographing and diagnosis over the internet by ophthalmologists who are retinal specialists at the University of Iowa. They will evaluate your photographs for signs of diabetic retinopathy, a complication of diabetes. This new technique is called 'telediagnosis'. Until telediagnosis was available, you could only be screened in an ophthalmologist's office with a dilated retinal exam. Please give your best answer.

What number best expresses where you think the *quality* of the retinal exam is best:

1 (Better in ophthalmologist's office)	2	3 undecided	4	5 (Better through Telediagnosis)
-------------------------------------------	---	----------------	---	-------------------------------------

What number best expresses where you prefer to have the retinal exam:

1 (Prefer ophthalmologist's office)	2	3 undecided	4	5 (Prefer family physician)
----------------------------------------	---	----------------	---	--------------------------------

yes no Do you expect the camera flashlight to bother you?

yes no Do you expect the pupil dilating drops to bother you?

yes no In the past five years have you been examined by an ophthalmologist?

yes no Do you currently carry health insurance?

yes no Sometimes photographs can only be made if your pupils are made larger with a drop. Were you aware of this?

AFTER telediagnosis

What number best expresses your *satisfaction* with telediagnosis:

1 (Terrible)	2	3 undecided	4	5 (Very good)
-----------------	---	----------------	---	------------------

What number best expresses where you think the *quality* of the retinal exam is best::


1 (Better in ophthalmologist's office)	2	3 undecided	4	5 (Better through Telediagnosis)
-------------------------------------------	---	----------------	---	-------------------------------------

What number best expresses where you prefer to have the retinal exam now:

1 (Prefer ophthalmologist's office)	2	3 undecided	4	5 (Prefer family physician)
----------------------------------------	---	----------------	---	--------------------------------

yes no Did the camera flashlight bother you?

yes no Did the pupil dilating drops bother you? not applicable



Patient questionnaire

BEFORE telediagnosis

Name: [redacted]

Thank you for your willingness to participate in this research project.

You are about to undergo digital photographing and diagnosis over the internet by ophthalmologists who are retinal specialists at the University of Iowa. They will evaluate your photographs for signs of diabetic retinopathy, a complication of diabetes. This new technique is called 'telediagnosis'. Until telediagnosis was available, you could only be screened in an ophthalmologist's office with a dilated retinal exam.

Please give your best answer to the following questions

Circle where you expect the quality of the retinal exam to be better:

1 2 3 4 5
Ophthalmologist's office Telediagnosis

Circle which retinal exam you prefer:

1 2 3 4 5
Ophthalmologist's office Telediagnosis

- checkbox yes no Do you expect the camera flashlight to bother you
checkbox yes no Do you expect the pupil dilating drops to bother you
checkbox yes no In the past five years have you been examined by an ophthalmologist
checkbox yes no Do you currently carry health insurance
checkbox yes no In some cases the photographs can only be made if your pupils are dilated with a drop. Were you aware of this?

Patient questionnaire

AFTER telediagnosis results have been discussed

Name: _____ Date: _____

Circle your satisfaction with digital photography of your retina

1 2 3 4 5
Terrible Very good

Circle where you think the retinal exam is better:


1 2 3 4 5
Ophthalmologist's office Telediagnosis

Circle which retinal exam you prefer now:

1 2 3 4 5
Ophthalmologist's office Telediagnosis

- checkbox yes no Did the camera flashlight bother you
checkbox yes no Did the pupil dilating drops bother you

After form is completed, please enter into Excel spreadsheet or send to:
Dr. Michael D. Abramoff, MD, PhD
Department of Ophthalmology and Visual Sciences
PPF 11290C
University of Iowa Hospitals and Clinics
200 Hawkins, Iowa City, IA 52242
Tel (319) 384 5833, fax: (319) 353 7996



Patient Questionnaire

Name

Date

BEFORE telediagnosis

Thank you for your willingness to participate in this research project.

You are about to undergo digital photographing and diagnosis over the internet by ophthalmologists who are retinal specialists at the University of Iowa. They will evaluate your photographs for signs of diabetic retinopathy, a complication of diabetes. This new technique is called 'telediagnosis'. Until telediagnosis was available, you could only be screened in an ophthalmologist's office with a dilated retinal exam. Please give your best answer.

What number best expresses where you think the *quality* of the retinal exam is best:

1 (Better in ophthalmologist's office)	2	3 undecided	4	5 (Better through Telediagnosis)
-------------------------------------------	---	----------------	---	-------------------------------------

What number best expresses where you prefer to have the retinal exam:

1 (Prefer ophthalmologist's office)	2	3 undecided	4	5 (Prefer family physician)
----------------------------------------	---	----------------	---	--------------------------------

yes no Do you expect the camera flashlight to bother you?

yes no Do you expect the pupil dilating drops to bother you?

yes no In the past five years have you been examined by an ophthalmologist?

yes no Do you currently carry health insurance?

yes no Sometimes photographs can only be made if your pupils are made larger with a drop. Were you aware of this?

AFTER telediagnosis

What number best expresses your *satisfaction* with telediagnosis:

1 (Terrible)	2	3 undecided	4	5 (Very good)
-----------------	---	----------------	---	------------------

What number best expresses where you think the *quality* of the retinal exam is best::

1 (Better in ophthalmologist's office)	2	3 undecided	4	5 (Better through Telediagnosis)
-------------------------------------------	---	----------------	---	-------------------------------------

What number best expresses where you prefer to have the retinal exam now:

1 (Prefer ophthalmologist's office)	2	3 undecided	4	5 (Prefer family physician)
----------------------------------------	---	----------------	---	--------------------------------

yes no Did the camera flashlight bother you?

yes no Did the pupil dilating drops bother you? Not applicable

Patient Questionnaire

Name _____

Date _____

BEFORE telediagnosis

Thank you for your willingness to participate in this research project.

You are about to undergo digital photographing and diagnosis over the internet by ophthalmologists who are retinal specialists at the University of Iowa. They will evaluate your photographs for signs of diabetic retinopathy, a complication of diabetes. This new technique is called 'telediagnosis'. Until telediagnosis was available, you could only be screened in an ophthalmologist's office with a dilated retinal exam. Please give your best answer.

What number best expresses where you think the *quality* of the retinal exam is best:

1 (Better in ophthalmologist's office)	2	3 undecided	4	5 (Better through Telediagnosis)
-------------------------------------------	---	----------------	---	-------------------------------------

What number best expresses *where* you prefer to have the retinal exam:

1 (Prefer ophthalmologist's office)	2	3 undecided	4	5 (Prefer family physician)
----------------------------------------	---	----------------	---	--------------------------------

- yes no Do you expect the camera flashlight to bother you?
- yes no Do you expect the pupil dilating drops to bother you?
- yes no In the past five years have you been examined by an ophthalmologist?
- yes no Do you currently carry health insurance?
- yes no Sometimes photographs can only be made if your pupils are made larger with a drop. Were you aware of this?

AFTER telediagnosis

What number best expresses your *satisfaction* with telediagnosis:

1 (Terrible)	2	3 undecided	4	5 (Very good)
-----------------	---	----------------	---	------------------

What number best expresses your *where* you think the *quality* of the retinal exam is best::

1 (Better in ophthalmologist's office)	2	3 undecided	4	5 (Better through Telediagnosis)
-------------------------------------------	---	----------------	---	-------------------------------------


What number best expresses *where* you prefer to have the retinal exam now:

1 (Prefer ophthalmologist's office)	2	3 undecided	4	5 (Prefer family physician)
----------------------------------------	---	----------------	---	--------------------------------

yes no Did the camera flashlight bother you?

yes no Did the pupil dilating drops bother you?

not applicable



Patient Questionnaire

Name [REDACTED]

Date [REDACTED]

BEFORE telediagnosis

Thank you for your willingness to participate in this research project.

You are about to undergo digital photographing and diagnosis over the internet by ophthalmologists who are retinal specialists at the University of Iowa. They will evaluate your photographs for signs of diabetic retinopathy, a complication of diabetes. This new technique is called 'telediagnosis'. Until telediagnosis was available, you could only be screened in an ophthalmologist's office with a dilated retinal exam. Please give your best answer.

What number best expresses where you think the *quality* of the retinal exam is best:

1 (Better in ophthalmologist's office)	2	3 undecided	4 (Better through Telediagnosis)	5
-------------------------------------------	---	----------------	-------------------------------------	---

What number best expresses where you prefer to have the retinal exam:

1 (Prefer ophthalmologist's office)	2	3 undecided	4	5 (Prefer family physician)
----------------------------------------	---	----------------	---	--------------------------------

- yes no Do you expect the camera flashlight to bother you?
- yes no Do you expect the pupil dilating drops to bother you?
- yes no In the past five years have you been examined by an ophthalmologist?
- yes no Do you currently carry health insurance? [REDACTED]
- yes no Sometimes photographs can only be made if your pupils are made larger with a drop. Were you aware of this?

AFTER telediagnosis

What number best expresses your *satisfaction* with telediagnosis:

1 (Terrible)	2	3 undecided	4	5 (Very good)
-----------------	---	----------------	---	------------------

What number best expresses where you think the *quality* of the retinal exam is best::

1 (Better in ophthalmologist's office)	2	3 undecided	4 (Better through Telediagnosis)	5
-------------------------------------------	---	----------------	-------------------------------------	---

What number best expresses where you prefer to have the retinal exam now:

1 (Prefer ophthalmologist's office)	2	3 undecided	4	5 (Prefer family physician)
----------------------------------------	---	----------------	---	--------------------------------

- yes no Did the camera flashlight bother you?
- yes no Did the pupil dilating drops bother you? not applicable

Patient Questionnaire

Name _____

Date _____

BEFORE telediagnosis

Thank you for your willingness to participate in this research project.

You are about to undergo digital photographing and diagnosis over the internet by ophthalmologists who are retinal specialists at the University of Iowa. They will evaluate your photographs for signs of diabetic retinopathy, a complication of diabetes. This new technique is called 'telediagnosis'. Until telediagnosis was available, you could only be screened in an ophthalmologist's office with a dilated retinal exam. Please give your best answer.

What number best expresses where you think the *quality* of the retinal exam is best:

1 (Better in ophthalmologist's office)	2	3 undecided	4 (Better through Telediagnosis)	5
-------------------------------------------	---	----------------	-------------------------------------	---

What number best expresses *where* you prefer to have the retinal exam:

1 (Prefer ophthalmologist's office)	2	3 undecided	4 (Prefer family physician)	5
----------------------------------------	---	----------------	--------------------------------	---

yes no Do you expect the camera flashlight to bother you?

yes no Do you expect the pupil dilating drops to bother you?

yes no In the past five years have you been examined by an ophthalmologist?

yes no Do you currently carry health insurance?

yes no Sometimes photographs can only be made if your pupils are made larger with a drop. Were you aware of this?

AFTER telediagnosis

What number best expresses your *satisfaction* with telediagnosis:

1 (Terrible)	2	3 undecided	4	5 (Very good)
-----------------	---	----------------	---	------------------

What number best expresses your *where* you think the *quality* of the retinal exam is best::

1 (Better in ophthalmologist's office)	2	3 undecided	4 (Better through Telediagnosis)	5
-------------------------------------------	---	----------------	-------------------------------------	---

What number best expresses *where* you prefer to have the retinal exam now:

1 (Prefer ophthalmologist's office)	2	3 undecided	4 (Prefer family physician)	5
----------------------------------------	---	----------------	--------------------------------	---

yes no Did the camera flashlight bother you?

yes no Did the pupil dilating drops bother you? not applicable

Patient Questionnaire

Name _____

Date _____

BEFORE telediagnosis

Thank you for your willingness to participate in this research project.

You are about to undergo digital photographing and diagnosis over the internet by ophthalmologists who are retinal specialists at the University of Iowa. They will evaluate your photographs for signs of diabetic retinopathy, a complication of diabetes. This new technique is called 'telediagnosis'. Until telediagnosis was available, you could only be screened in an ophthalmologist's office with a dilated retinal exam. Please give your best answer.

What number best expresses where you think the *quality* of the retinal exam is best:

1	2	3	4	5
(Better in ophthalmologist's office)		undecided		(Better through Telediagnosis)

What number best expresses *where* you prefer to have the retinal exam:

1	2	3	4	5
(Prefer ophthalmologist's office)		undecided		(Prefer family physician)

yes no Do you expect the camera flashlight to bother you?

yes no Do you expect the pupil dilating drops to bother you?

yes no In the past five years have you been examined by an ophthalmologist?

yes no Do you currently carry health insurance?

yes no Sometimes photographs can only be made if your pupils are made larger with a drop. Were you aware of this?

AFTER telediagnosis

What number best expresses your *satisfaction* with telediagnosis:

1	2	3	4	5
(Terrible)		undecided		(Very good)

What number best expresses *where* you think the *quality* of the retinal exam is best::

1	2	3	4	5
(Better in ophthalmologist's office)		undecided		(Better through Telediagnosis)

What number best expresses *where* you prefer to have the retinal exam now:

1	2	3	4	5
(Prefer ophthalmologist's office)		undecided		(Prefer family physician)

yes no Did the camera flashlight bother you?

yes no Did the pupil dilating drops bother you? not applicable

Patient Questionnaire

Name

Date

BEFORE telediagnosis

Thank you for your willingness to participate in this research project.

You are about to undergo digital photographing and diagnosis over the internet by ophthalmologists who are retinal specialists at the University of Iowa. They will evaluate your photographs for signs of diabetic retinopathy, a complication of diabetes. This new technique is called 'telediagnosis'. Until telediagnosis was available, you could only be screened in an ophthalmologist's office with a dilated retinal exam. Please give your best answer.

What number best expresses where you think the *quality* of the retinal exam is best:

1 (Better in ophthalmologist's office)	2	3 undecided	4 (Better through Telediagnosis)	5
-------------------------------------------	---	----------------	-------------------------------------	---

What number best expresses where you prefer to have the retinal exam:

1 (Prefer ophthalmologist's office)	2	3 undecided	4 (Prefer family physician)	5
----------------------------------------	---	----------------	--------------------------------	---

yes no Do you expect the camera flashlight to bother you?

yes no Do you expect the pupil dilating drops to bother you?

yes no In the past five years have you been examined by an ophthalmologist?

yes no Do you currently carry health insurance?

yes no Sometimes photographs can only be made if your pupils are made larger with a drop. Were you aware of this?

AFTER telediagnosis

What number best expresses your *satisfaction* with telediagnosis:

1 (Terrible)	2	3 undecided	4 (Very good)	5
-----------------	---	----------------	------------------	---

What number best expresses where you think the *quality* of the retinal exam is best::

1 (Better in ophthalmologist's office)	2	3 undecided	4 (Better through Telediagnosis)	5
-------------------------------------------	---	----------------	-------------------------------------	---

What number best expresses where you prefer to have the retinal exam now:

1 (Prefer ophthalmologist's office)	2	3 undecided	4 (Prefer family physician)	5
----------------------------------------	---	----------------	--------------------------------	---

yes no Did the camera flashlight bother you?

yes no Did the pupil dilating drops bother you? not applicable

Patient Questionnaire

Name _____

Date _____

BEFORE telediagnosis

Thank you for your willingness to participate in this research project.

You are about to undergo digital photographing and diagnosis over the internet by ophthalmologists who are retinal specialists at the University of Iowa. They will evaluate your photographs for signs of diabetic retinopathy, a complication of diabetes. This new technique is called 'telediagnosis'. Until telediagnosis was available, you could only be screened in an ophthalmologist's office with a dilated retinal exam. Please give your best answer.

What number best expresses where you think the *quality* of the retinal exam is best:

1 (Better in ophthalmologist's office)	2	3 undecided	4 (Better through Telediagnosis)	5
-------------------------------------------	---	----------------	-------------------------------------	---

What number best expresses where you prefer to have the retinal exam:

1 (Prefer ophthalmologist's office)	2	3 undecided	4 (Prefer family physician)	5
----------------------------------------	---	----------------	--------------------------------	---

yes no Do you expect the camera flashlight to bother you?

yes no Do you expect the pupil dilating drops to bother you?

yes no In the past five years have you been examined by an ophthalmologist?

yes no Do you currently carry health insurance?

yes no Sometimes photographs can only be made if your pupils are made larger with a drop. Were you aware of this?

AFTER telediagnosis

What number best expresses your *satisfaction* with telediagnosis:

1 (Terrible)	2	3 undecided	4	5 (Very good)
-----------------	---	----------------	---	------------------

What number best expresses your where you think the *quality* of the retinal exam is best::

1 (Better in ophthalmologist's office)	2	3 undecided	4 (Better through Telediagnosis)	5
-------------------------------------------	---	----------------	-------------------------------------	---

What number best expresses where you prefer to have the retinal exam now:

1 (Prefer ophthalmologist's office)	2	3 undecided	4 (Prefer family physician)	5
----------------------------------------	---	----------------	--------------------------------	---

yes no Did the camera flashlight bother you?

yes no Did the pupil dilating drops bother you? not applicable

Patient Questionnaire

Name _____

Date _____

BEFORE telediagnosis

Thank you for your willingness to participate in this research project.

You are about to undergo digital photographing and diagnosis over the internet by ophthalmologists who are retinal specialists at the University of Iowa. They will evaluate your photographs for signs of diabetic retinopathy, a complication of diabetes. This new technique is called 'telediagnosis'. Until telediagnosis was available, you could only be screened in an ophthalmologist's office with a dilated retinal exam. Please give your best answer.

What number best expresses where you think the *quality* of the retinal exam is best:

1 (Better in ophthalmologist's office)	2	3 undecided	4 (Better through Telediagnosis)	5
-------------------------------------------	---	----------------	-------------------------------------	---

What number best expresses where you prefer to have the retinal exam:

1 (Prefer ophthalmologist's office)	2	3 undecided	4 (Prefer family physician)	5
----------------------------------------	---	----------------	--------------------------------	---

- yes no Do you expect the camera flashlight to bother you?
- yes no Do you expect the pupil dilating drops to bother you?
- yes no In the past five years have you been examined by an ophthalmologist?
- yes no Do you currently carry health insurance?
- yes no Sometimes photographs can only be made if your pupils are made larger with a drop. Were you aware of this?

AFTER telediagnosis

What number best expresses your *satisfaction* with telediagnosis:

1 (Terrible)	2	3 undecided	4	5 (Very good)
-----------------	---	----------------	---	------------------

What number best expresses where you think the *quality* of the retinal exam is best::

1 (Better in ophthalmologist's office)	2	3 undecided	4 (Better through Telediagnosis)	5
-------------------------------------------	---	----------------	-------------------------------------	---

What number best expresses where you prefer to have the retinal exam now:

1 (Prefer ophthalmologist's office)	2	3 undecided	4 (Prefer family physician)	5
----------------------------------------	---	----------------	--------------------------------	---

- yes no Did the camera flashlight bother you?
- yes no Did the pupil dilating drops bother you? not applicable

Patient Questionnaire

Name _____

Date _____

BEFORE telediagnosis

Thank you for your willingness to participate in this research project.

You are about to undergo digital photographing and diagnosis over the internet by ophthalmologists who are retinal specialists at the University of Iowa. They will evaluate your photographs for signs of diabetic retinopathy, a complication of diabetes. This new technique is called 'telediagnosis'. Until telediagnosis was available, you could only be screened in an ophthalmologist's office with a dilated retinal exam. Please give your best answer.

What number best expresses where you think the *quality* of the retinal exam is best:

1 (Better in ophthalmologist's office)	2	3 undecided	4 (Better through Telediagnosis)	5
-------------------------------------------	---	----------------	-------------------------------------	---

What number best expresses where you prefer to have the retinal exam:

1 (Prefer ophthalmologist's office)	2	3 undecided	4 (Prefer family physician)	5
----------------------------------------	---	----------------	--------------------------------	---

yes no Do you expect the camera flashlight to bother you?

yes no Do you expect the pupil dilating drops to bother you?

yes no In the past five years have you been examined by an ophthalmologist?

yes no Do you currently carry health insurance?

yes no Sometimes photographs can only be made if your pupils are made larger with a drop. Were you aware of this?

AFTER telediagnosis

What number best expresses your *satisfaction* with telediagnosis:

1 (Terrible)	2	3 undecided	4	5 (Very good)
-----------------	---	----------------	---	------------------

What number best expresses where you think the *quality* of the retinal exam is best::

1 (Better in ophthalmologist's office)	2	3 undecided	4 (Better through Telediagnosis)	5
-------------------------------------------	---	----------------	-------------------------------------	---

What number best expresses where you prefer to have the retinal exam now:

1 (Prefer ophthalmologist's office)	2	3 undecided	4 (Prefer family physician)	5
----------------------------------------	---	----------------	--------------------------------	---

yes no Did the camera flashlight bother you?

yes no Did the pupil dilating drops bother you? not applicable

Patient Questionnaire

Name _____

BEFORE telediagnosis

Thank you for your willingness to participate in this research project.

You are about to undergo digital photographing and diagnosis over the internet by ophthalmologists who are retinal specialists at the University of Iowa. They will evaluate your photographs for signs of diabetic retinopathy, a complication of diabetes. This new technique is called 'telediagnosis'. Until telediagnosis was available, you could only be screened in an ophthalmologist's office with a dilated retinal exam. Please give your best answer.

What number best expresses where you think the *quality* of the retinal exam is best:

1 (Better in ophthalmologist's office)	2	3 undecided	4	5 (Better through Telediagnosis)
-------------------------------------------	---	----------------	---	-------------------------------------

What number best expresses where you prefer to have the retinal exam:

1 (Prefer ophthalmologist's office)	2	3 undecided	4	5 (Prefer family physician)
----------------------------------------	---	----------------	---	--------------------------------

yes no Do you expect the camera flashlight to bother you?

yes no Do you expect the pupil dilating drops to bother you?

yes no In the past five years have you been examined by an ophthalmologist?

yes no Do you currently carry health insurance?

yes no Sometimes photographs can only be made if your pupils are made larger with a drop. Were you aware of this?

AFTER telediagnosis

What number best expresses your *satisfaction* with telediagnosis:

1 (Terrible)	2	3 undecided	4	5 (Very good)
-----------------	---	----------------	---	------------------

What number best expresses where you think the *quality* of the retinal exam is best::


1 (Better in ophthalmologist's office)	2	3 undecided	4	5 (Better through Telediagnosis)
-------------------------------------------	---	----------------	---	-------------------------------------

What number best expresses where you prefer to have the retinal exam now:

1 (Prefer ophthalmologist's office)	2	3 undecided	4	5 (Prefer family physician)
----------------------------------------	---	----------------	---	--------------------------------

yes no Did the camera flashlight bother you?

yes no Did the pupil dilating drops bother you? not applicable



Patient Questionnaire

Name _____

Date _____

BEFORE telediagnosis

Thank you for your willingness to participate in this research project.

You are about to undergo digital photographing and diagnosis over the internet by ophthalmologists who are retinal specialists at the University of Iowa. They will evaluate your photographs for signs of diabetic retinopathy, a complication of diabetes. This new technique is called 'telediagnosis'. Until telediagnosis was available, you could only be screened in an ophthalmologist's office with a dilated retinal exam. Please give your best answer.

What number best expresses where you think the *quality* of the retinal exam is best:

1 (Better in ophthalmologist's office)	2	3 undecided	4	5 (Better through Telediagnosis)
-------------------------------------------	---	----------------	---	-------------------------------------

What number best expresses *where* you prefer to have the retinal exam:

1 (Prefer ophthalmologist's office)	2	3 undecided	4	5 (Prefer family physician)
----------------------------------------	---	----------------	---	--------------------------------

yes no Do you expect the camera flashlight to bother you?

yes no Do you expect the pupil dilating drops to bother you?

yes no In the past five years have you been examined by an ophthalmologist?

yes no Do you currently carry health insurance?

yes no Sometimes photographs can only be made if your pupils are made larger with a drop. Were you aware of this?

AFTER telediagnosis

What number best expresses your *satisfaction* with telediagnosis:

1 (Terrible)	2	3 undecided	4 (4)	5 (Very good)
-----------------	---	----------------	----------	------------------

What number best expresses your *where* you think the *quality* of the retinal exam is best::

1 (Better in ophthalmologist's office)	2	3 undecided	4 (4)	5 (Better through Telediagnosis)
-------------------------------------------	---	----------------	----------	-------------------------------------

What number best expresses *where* you prefer to have the retinal exam now:

1 (Prefer ophthalmologist's office)	2	3 undecided	4	5 (5) (Prefer family physician)
----------------------------------------	---	----------------	---	---------------------------------------

yes no Did the camera flashlight bother you?

yes no Did the pupil dilating drops bother you? not applicable

Patient Questionnaire

Name _____

Date _____

BEFORE telediagnosis

Thank you for your willingness to participate in this research project.

You are about to undergo digital photographing and diagnosis over the internet by ophthalmologists who are retinal specialists at the University of Iowa. They will evaluate your photographs for signs of diabetic retinopathy, a complication of diabetes. This new technique is called 'telediagnosis'. Until telediagnosis was available, you could only be screened in an ophthalmologist's office with a dilated retinal exam. Please give your best answer.

What number best expresses where you think the *quality* of the retinal exam is best:

1 (Better in ophthalmologist's office)	2	3 undecided	4	5 (Better through Telediagnosis)
-------------------------------------------	---	----------------	---	-------------------------------------

What number best expresses where you prefer to have the retinal exam:

1 (Prefer ophthalmologist's office)	2	3 undecided	4	5 (Prefer family physician)
----------------------------------------	---	----------------	---	--------------------------------

- yes no Do you expect the camera flashlight to bother you?
- yes no Do you expect the pupil dilating drops to bother you?
- yes no In the past five years have you been examined by an ophthalmologist?
- yes no Do you currently carry health insurance?
- yes no Sometimes photographs can only be made if your pupils are made larger with a drop. Were you aware of this?

AFTER telediagnosis

What number best expresses your *satisfaction* with telediagnosis:

1 (Terrible)	2	3 undecided	4	5 (Very good)
-----------------	---	----------------	---	------------------

What number best expresses where you think the *quality* of the retinal exam is best::

1 (Better in ophthalmologist's office)	2	3 undecided	4 (Better through Telediagnosis)	5
-------------------------------------------	---	----------------	-------------------------------------	---

What number best expresses where you prefer to have the retinal exam now:

1 (Prefer ophthalmologist's office)	2	3 undecided	4 (Prefer family physician)	5
----------------------------------------	---	----------------	--------------------------------	---

- yes no Did the camera flashlight bother you?
- yes no Did the pupil dilating drops bother you? not applicable

Patient Questionnaire

Name _____

Date _____

BEFORE telediagnosis

Thank you for your willingness to participate in this research project.

You are about to undergo digital photographing and diagnosis over the internet by ophthalmologists who are retinal specialists at the University of Iowa. They will evaluate your photographs for signs of diabetic retinopathy, a complication of diabetes. This new technique is called 'telediagnosis'. Until telediagnosis was available, you could only be screened in an ophthalmologist's office with a dilated retinal exam. Please give your best answer.

What number best expresses where you think the *quality* of the retinal exam is best:

1 (Better in ophthalmologist's office)	2	3 undecided	4 (Better through Telediagnosis)	5
-------------------------------------------	---	----------------	-------------------------------------	---

What number best expresses where you prefer to have the retinal exam:

1 (Prefer ophthalmologist's office)	2	3 undecided	4 (Prefer family physician)	5
----------------------------------------	---	----------------	--------------------------------	---

yes no Do you expect the camera flashlight to bother you?

yes no Do you expect the pupil dilating drops to bother you?

yes no In the past five years have you been examined by an ophthalmologist?

yes no Do you currently carry health insurance?

yes no Sometimes photographs can only be made if your pupils are made larger with a drop. Were you aware of this?

AFTER telediagnosis

What number best expresses your *satisfaction* with telediagnosis:

1 (Terrible)	2	3 undecided	4 (Very good)	5
-----------------	---	----------------	------------------	---

What number best expresses where you think the *quality* of the retinal exam is best::

1 (Better in ophthalmologist's office)	2	3 undecided	4 (Better through Telediagnosis)	5
-------------------------------------------	---	----------------	-------------------------------------	---

What number best expresses where you prefer to have the retinal exam now:

1 (Prefer ophthalmologist's office)	2	3 undecided	4 (Prefer family physician)	5
----------------------------------------	---	----------------	--------------------------------	---

yes no Did the camera flashlight bother you?

yes no Did the pupil dilating drops bother you? not applicable

Patient Questionnaire

Name _____

Date _____

BEFORE telediagnosis

Thank you for your willingness to participate in this research project.

You are about to undergo digital photographing and diagnosis over the internet by ophthalmologists who are retinal specialists at the University of Iowa. They will evaluate your photographs for signs of diabetic retinopathy, a complication of diabetes. This new technique is called 'telediagnosis'. Until telediagnosis was available, you could only be screened in an ophthalmologist's office with a dilated retinal exam. Please give your best answer.

What number best expresses where you think the *quality* of the retinal exam is best:

1 (Better in ophthalmologist's office)	2	3 undecided	4	5 (Better through Telediagnosis)
-------------------------------------------	---	----------------	---	-------------------------------------

What number best expresses where you prefer to have the retinal exam:

1 (Prefer ophthalmologist's office)	2	3 undecided	4	5 (Prefer family physician)
----------------------------------------	---	----------------	---	--------------------------------

yes no Do you expect the camera flashlight to bother you?

yes no Do you expect the pupil dilating drops to bother you?

yes no In the past five years have you been examined by an ophthalmologist?

yes no Do you currently carry health insurance?

yes no Sometimes photographs can only be made if your pupils are made larger with a drop. Were you aware of this?

AFTER telediagnosis

What number best expresses your *satisfaction* with telediagnosis:

1 (Terrible)	2	3 undecided	4	5 (Very good)
-----------------	---	----------------	---	------------------

What number best expresses where you think the *quality* of the retinal exam is best::

1 (Better in ophthalmologist's office)	2	3 undecided	4	5 (Better through Telediagnosis)
-------------------------------------------	---	----------------	---	-------------------------------------


What number best expresses where you prefer to have the retinal exam now:


1 (Prefer ophthalmologist's office)	2	3 undecided	4	5 (Prefer family physician)
----------------------------------------	---	----------------	---	--------------------------------

yes no Did the camera flashlight bother you?

yes no Did the pupil dilating drops bother you? not applicable

Patient Questionnaire

Name 

Date 

BEFORE telediagnosis

Thank you for your willingness to participate in this research project.

You are about to undergo digital photographing and diagnosis over the internet by ophthalmologists who are retinal specialists at the University of Iowa. They will evaluate your photographs for signs of diabetic retinopathy, a complication of diabetes. This new technique is called 'telediagnosis'. Until telediagnosis was available, you could only be screened in an ophthalmologist's office with a dilated retinal exam. Please give your best answer.

What number best expresses where you think the *quality* of the retinal exam is best:

1 (Better in ophthalmologist's office)	2	3 undecided	4	5 (Better through Telediagnosis)
-------------------------------------------	---	----------------	---	-------------------------------------

What number best expresses where you prefer to have the retinal exam:

1 (Prefer ophthalmologist's office)	2	3 undecided	4 (Prefer family physician)	5
----------------------------------------	---	----------------	--------------------------------	---

yes no Do you expect the camera flashlight to bother you?

yes no Do you expect the pupil dilating drops to bother you?

yes no In the past five years have you been examined by an ophthalmologist?

yes no Do you currently carry health insurance?

yes no Sometimes photographs can only be made if your pupils are made larger with a drop. Were you aware of this?

AFTER telediagnosis

What number best expresses your *satisfaction* with telediagnosis:

1 (Terrible)	2	3 undecided	4	5 (Very good)
-----------------	---	----------------	---	------------------

What number best expresses where you think the *quality* of the retinal exam is best::

1 (Better in ophthalmologist's office)	2	3 undecided	4 (Better through Telediagnosis)	5
-------------------------------------------	---	----------------	-------------------------------------	---

What number best expresses where you prefer to have the retinal exam now:

1 (Prefer ophthalmologist's office)	2	3 undecided	4 (Prefer family physician)	5
----------------------------------------	---	----------------	--------------------------------	---

yes no Did the camera flashlight bother you?

yes no Did the pupil dilating drops bother you? not applicable



Patient Questionnaire

Name _____

Date _____

BEFORE telediagnosis

Thank you for your willingness to participate in this research project.

You are about to undergo digital photographing and diagnosis over the Internet by ophthalmologists who are retinal specialists at the University of Iowa. They will evaluate your photographs for signs of diabetic retinopathy, a complication of diabetes. This new technique is called 'telediagnosis'. Until telediagnosis was available, you could only be screened in an ophthalmologist's office with a dilated retinal exam. Please give your best answer.

What number best expresses where you think the *quality* of the retinal exam is best:

1	2	3	4	5
(Better in ophthalmologist's office)		undecided		(Better through Telediagnosis)

What number best expresses where you prefer to have the retinal exam:

1	2	3	4	5
(Prefer ophthalmologist's office)		undecided		(Prefer family physician)

- yes no Do you expect the camera flashlight to bother you?
- yes no Do you expect the pupil dilating drops to bother you?
- yes no In the past five years have you been examined by an ophthalmologist?
- yes no Do you currently carry health insurance?
- yes no Sometimes photographs can only be made if your pupils are made larger with a drop. Were you aware of this?

AFTER telediagnosis

What number best expresses your *satisfaction* with telediagnosis:

1	2	3	4	5
(Terrible)		undecided		(Very good)

What number best expresses where you think the *quality* of the retinal exam is best::


1	2	3	4	5
(Better in ophthalmologist's office)		undecided	(Better through Telediagnosis)	


What number best expresses where you prefer to have the retinal exam now:

1	2	3	4	5
(Prefer ophthalmologist's office)		undecided	(Prefer family physician)	

- yes no Did the camera flashlight bother you?
- yes no Did the pupil dilating drops bother you? not applicable

Patient Questionnaire

Name 

Date 

BEFORE telediagnosis

Thank you for your willingness to participate in this research project.

You are about to undergo digital photographing and diagnosis over the internet by ophthalmologists who are retinal specialists at the University of Iowa. They will evaluate your photographs for signs of diabetic retinopathy, a complication of diabetes. This new technique is called 'telediagnosis'. Until telediagnosis was available, you could only be screened in an ophthalmologist's office with a dilated retinal exam. Please give your best answer.

What number best expresses where you think the *quality* of the retinal exam is best:

1 (Better in ophthalmologist's office)	2	3 undecided	4	5 (Better through Telediagnosis)
-------------------------------------------	---	----------------	---	-------------------------------------

What number best expresses where you prefer to have the retinal exam:

1 (Prefer ophthalmologist's office)	2	3 undecided	4	5 (Prefer family physician)
----------------------------------------	---	----------------	---	--------------------------------

- yes no Do you expect the camera flashlight to bother you?
- yes no Do you expect the pupil dilating drops to bother you?
- yes no In the past five years have you been examined by an ophthalmologist?
- yes no Do you currently carry health insurance?
- yes no Sometimes photographs can only be made if your pupils are made larger with a drop. Were you aware of this?

AFTER telediagnosis

What number best expresses your *satisfaction* with telediagnosis:

1 (Terrible)	2	3 undecided	4	5 (Very good)
-----------------	---	----------------	---	------------------

What number best expresses your where you think the *quality* of the retinal exam is best::

1 (Better in ophthalmologist's office)	2	3 undecided	4	5 (Better through Telediagnosis)
-------------------------------------------	---	----------------	---	-------------------------------------

What number best expresses where you prefer to have the retinal exam now:

1 (Prefer ophthalmologist's office)	2	3 undecided	4	5 (Prefer family physician)
----------------------------------------	---	----------------	---	--------------------------------

- yes no Did the camera flashlight bother you?
- yes no Did the pupil dilating drops bother you? not applicable



Patient Questionnaire

Name _____

Date _____

BEFORE telediagnosis

Thank you for your willingness to participate in this research project.

You are about to undergo digital photographing and diagnosis over the internet by ophthalmologists who are retinal specialists at the University of Iowa. They will evaluate your photographs for signs of diabetic retinopathy, a complication of diabetes. This new technique is called 'telediagnosis'. Until telediagnosis was available, you could only be screened in an ophthalmologist's office with a dilated retinal exam. Please give your best answer.

What number best expresses where you think the *quality* of the retinal exam is best:

1 (Better in ophthalmologist's office)	2	3 undecided	4	5 (Better through Telediagnosis)
-------------------------------------------	---	----------------	---	-------------------------------------

What number best expresses *where* you prefer to have the retinal exam:

1 (Prefer ophthalmologist's office)	2	3 undecided	4	5 (Prefer family physician)
----------------------------------------	---	----------------	---	--------------------------------

- yes no Do you expect the camera flashlight to bother you?
- yes no Do you expect the pupil dilating drops to bother you?
- yes no In the past five years have you been examined by an ophthalmologist?
- yes no Do you currently carry health insurance?
- yes no Sometimes photographs can only be made if your pupils are made larger with a drop. Were you aware of this?

AFTER telediagnosis

What number best expresses your *satisfaction* with telediagnosis:

1 (Terrible)	2	3 undecided	4	5 (Very good)
-----------------	---	----------------	---	------------------

What number best expresses your where you think the *quality* of the retinal exam is best::

1 (Better in ophthalmologist's office)	2	3 undecided	4	5 (Better through Telediagnosis)
-------------------------------------------	---	----------------	---	-------------------------------------

What number best expresses *where* you prefer to have the retinal exam now:

1 (Prefer ophthalmologist's office)	2	3 undecided	4	5 (Prefer family physician)
----------------------------------------	---	----------------	---	--------------------------------

- yes no Did the camera flashlight bother you?
- yes no Did the pupil dilating drops bother you? not applicable

Patient Questionnaire

Name _____

Date _____

BEFORE telediagnosis

Thank you for your willingness to participate in this research project.

You are about to undergo digital photographing and diagnosis over the internet by ophthalmologists who are retinal specialists at the University of Iowa. They will evaluate your photographs for signs of diabetic retinopathy, a complication of diabetes. This new technique is called 'telediagnosis'. Until telediagnosis was available, you could only be screened in an ophthalmologist's office with a dilated retinal exam. Please give your best answer.

What number best expresses where you think the *quality* of the retinal exam is best:

1 (Better in ophthalmologist's office)	2	3 undecided	4	5 (Better through Telediagnosis)
-------------------------------------------	---	----------------	---	-------------------------------------

What number best expresses *where* you prefer to have the retinal exam:

1 (Prefer ophthalmologist's office)	2	3 undecided	4	5 (Prefer family physician)
----------------------------------------	---	----------------	---	--------------------------------

yes no Do you expect the camera flashlight to bother you?

yes no Do you expect the pupil dilating drops to bother you?

yes no In the past five years have you been examined by an ophthalmologist?

yes no Do you currently carry health insurance?

yes no Sometimes photographs can only be made if your pupils are made larger with a drop. Were you aware of this?

AFTER telediagnosis

What number best expresses your *satisfaction* with telediagnosis:

1 (Terrible)	2	3 undecided	4	5 (Very good)
-----------------	---	----------------	---	------------------

What number best expresses where you think the *quality* of the retinal exam is best::

1 (Better in ophthalmologist's office)	2	3 undecided	4	5 (Better through Telediagnosis)
-------------------------------------------	---	----------------	---	-------------------------------------

What number best expresses *where* you prefer to have the retinal exam now:

1 (Prefer ophthalmologist's office)	2	3 undecided	4	5 (Prefer family physician)
----------------------------------------	---	----------------	---	--------------------------------

yes no Did the camera flashlight bother you?

yes no Did the pupil dilating drops bother you? not applicable

Patient Questionnaire

Name _____

Date _____

BEFORE telediagnosis

Thank you for your willingness to participate in this research project.

You are about to undergo digital photographing and diagnosis over the internet by ophthalmologists who are retinal specialists at the University of Iowa. They will evaluate your photographs for signs of diabetic retinopathy, a complication of diabetes. This new technique is called 'telediagnosis'. Until telediagnosis was available, you could only be screened in an ophthalmologist's office with a dilated retinal exam. Please give your best answer.

What number best expresses where you think the *quality* of the retinal exam is best:

1 (Better in ophthalmologist's office)	2	3 undecided	4	5 (Better through Telediagnosis)
-------------------------------------------	---	----------------	---	-------------------------------------

What number best expresses *where* you prefer to have the retinal exam:

1 (Prefer ophthalmologist's office)	2	3 undecided	4	5 (Prefer family physician)
----------------------------------------	---	----------------	---	--------------------------------

- yes no Do you expect the camera flashlight to bother you?
- yes no Do you expect the pupil dilating drops to bother you?
- yes no In the past five years have you been examined by an ophthalmologist?
- yes no Do you currently carry health insurance?
- yes no Sometimes photographs can only be made if your pupils are made larger with a drop. Were you aware of this?

AFTER telediagnosis

What number best expresses your *satisfaction* with telediagnosis:

1 (Terrible)	2	3 undecided	4	5 (Very good)
-----------------	---	----------------	---	------------------

What number best expresses your where you think the *quality* of the retinal exam is best::

1 (Better in ophthalmologist's office)	2	3 undecided	4	5 (Better through Telediagnosis)
-------------------------------------------	---	----------------	---	-------------------------------------

What number best expresses *where* you prefer to have the retinal exam *now*:

1 (Prefer ophthalmologist's office)	2	3 undecided	4	5 (Prefer family physician)
----------------------------------------	---	----------------	---	--------------------------------

- yes no Did the camera flashlight bother you?
- yes no Did the pupil dilating drops bother you? not applicable

Patient Questionnaire

Name _____

Date _____

BEFORE telediagnosis

Thank you for your willingness to participate in this research project.

You are about to undergo digital photographing and diagnosis over the internet by ophthalmologists who are retinal specialists at the University of Iowa. They will evaluate your photographs for signs of diabetic retinopathy, a complication of diabetes. This new technique is called 'telediagnosis'. Until telediagnosis was available, you could only be screened in an ophthalmologist's office with a dilated retinal exam. Please give your best answer.

What number best expresses where you think the *quality* of the retinal exam is best:

1 (Better in ophthalmologist's office)	2	3 undecided	4 (Better through Telediagnosis)	5
-------------------------------------------	---	----------------	-------------------------------------	---

What number best expresses where you prefer to have the retinal exam:

1 (Prefer ophthalmologist's office)	2	3 undecided	4 (Prefer family physician)	5
----------------------------------------	---	----------------	--------------------------------	---

yes no Do you expect the camera flashlight to bother you?

yes no Do you expect the pupil dilating drops to bother you?

yes no In the past five years have you been examined by an ophthalmologist?

yes no Do you currently carry health insurance?

yes no Sometimes photographs can only be made if your pupils are made larger with a drop. Were you aware of this?

AFTER telediagnosis

What number best expresses your *satisfaction* with telediagnosis:

1 (Terrible)	2	3 undecided	4	5 (Very good)
-----------------	---	----------------	---	------------------

What number best expresses where you think the *quality* of the retinal exam is best::

1 (Better in ophthalmologist's office)	2	3 undecided	4 (Better through Telediagnosis)	5
-------------------------------------------	---	----------------	-------------------------------------	---

What number best expresses where you prefer to have the retinal exam now:

1 (Prefer ophthalmologist's office)	2	3 undecided	4 (Prefer family physician)	5
----------------------------------------	---	----------------	--------------------------------	---

yes no Did the camera flashlight bother you?

yes no Did the pupil dilating drops bother you? not applicable

Patient Questionnaire

Name _____

Date _____

BEFORE telediagnosis

Thank you for your willingness to participate in this research project.

You are about to undergo digital photographing and diagnosis over the internet by ophthalmologists who are retinal specialists at the University of Iowa. They will evaluate your photographs for signs of diabetic retinopathy, a complication of diabetes. This new technique is called 'telediagnosis'. Until telediagnosis was available, you could only be screened in an ophthalmologist's office with a dilated retinal exam. Please give your best answer.

What number best expresses where you think the *quality* of the retinal exam is best:

1 (Better in ophthalmologist's office)	2	3 undecided	4 (Better through Telediagnosis)	5
-------------------------------------------	---	----------------	-------------------------------------	---

What number best expresses where you prefer to have the retinal exam:

1 (Prefer ophthalmologist's office)	2	3 undecided	4 (Prefer family physician)	5
----------------------------------------	---	----------------	--------------------------------	---

yes no Do you expect the camera flashlight to bother you?

yes no Do you expect the pupil dilating drops to bother you?

yes no In the past five years have you been examined by an ophthalmologist?

yes no Do you currently carry health insurance?

yes no Sometimes photographs can only be made if your pupils are made larger with a drop. Were you aware of this?

AFTER telediagnosis

What number best expresses your *satisfaction* with telediagnosis:

1 (Terrible)	2	3 undecided	4	5 (Very good)
-----------------	---	----------------	---	------------------

What number best expresses your where you think the *quality* of the retinal exam is best::

1 (Better in ophthalmologist's office)	2	3 undecided	4 (Better through Telediagnosis)	5
-------------------------------------------	---	----------------	-------------------------------------	---

What number best expresses where you prefer to have the retinal exam now:

1 (Prefer ophthalmologist's office)	2	3 undecided	4 (Prefer family physician)	5
----------------------------------------	---	----------------	--------------------------------	---

yes no Did the camera flashlight bother you?

yes no Did the pupil dilating drops bother you? not applicable

Patient Questionnaire

Name _____

Date _____

BEFORE telediagnosis

Thank you for your willingness to participate in this research project.

You are about to undergo digital photographing and diagnosis over the internet by ophthalmologists who are retinal specialists at the University of Iowa. They will evaluate your photographs for signs of diabetic retinopathy, a complication of diabetes. This new technique is called 'telediagnosis'. Until telediagnosis was available, you could only be screened in an ophthalmologist's office with a dilated retinal exam. Please give your best answer.

What number best expresses where you think the *quality* of the retinal exam is best:

1 (Better in ophthalmologist's office)	2	3 undecided	4 (Better through Telediagnosis)	5
-------------------------------------------	---	----------------	-------------------------------------	---

What number best expresses *where* you prefer to have the retinal exam:

1 (Prefer ophthalmologist's office)	2	3 undecided	4	5 (Prefer family physician)
----------------------------------------	---	----------------	---	--------------------------------

yes no Do you expect the camera flashlight to bother you?

yes no Do you expect the pupil dilating drops to bother you?

yes no In the past five years have you been examined by an ophthalmologist?

yes no Do you currently carry health insurance?

yes no Sometimes photographs can only be made if your pupils are made larger with a drop. Were you aware of this?

AFTER telediagnosis

What number best expresses your *satisfaction* with telediagnosis:

1 (Terrible)	2	3 undecided	4	5 (Very good)
-----------------	---	----------------	---	------------------

What number best expresses your where you think the *quality* of the retinal exam is best::

1 (Better in ophthalmologist's office)	2	3 undecided	4 (Better through Telediagnosis)	5
-------------------------------------------	---	----------------	-------------------------------------	---

What number best expresses *where* you prefer to have the retinal exam now:

1 (Prefer ophthalmologist's office)	2	3 undecided	4	5 (Prefer family physician)
----------------------------------------	---	----------------	---	--------------------------------

yes no Did the camera flashlight bother you?

yes no Did the pupil dilating drops bother you? not applicable

Patient Questionnaire

Name _____

Date _____

BEFORE telediagnosis

Thank you for your willingness to participate in this research project.

You are about to undergo digital photographing and diagnosis over the internet by ophthalmologists who are retinal specialists at the University of Iowa. They will evaluate your photographs for signs of diabetic retinopathy, a complication of diabetes. This new technique is called 'telediagnosis'. Until telediagnosis was available, you could only be screened in an ophthalmologist's office with a dilated retinal exam. Please give your best answer.

What number best expresses where you think the *quality* of the retinal exam is best:

1 (Better in ophthalmologist's office)	2	3 undecided	4	5 (Better through Telediagnosis)
-------------------------------------------	---	----------------	---	-------------------------------------

What number best expresses where you prefer to have the retinal exam:

1 (Prefer ophthalmologist's office)	2	3 undecided	4	5 (Prefer family physician)
----------------------------------------	---	----------------	---	--------------------------------

- yes no Do you expect the camera flashlight to bother you?
- yes no Do you expect the pupil dilating drops to bother you?
- yes no In the past five years have you been examined by an ophthalmologist?
- yes no Do you currently carry health insurance?
- yes no Sometimes photographs can only be made if your pupils are made larger with a drop. Were you aware of this?

AFTER telediagnosis

What number best expresses your *satisfaction* with telediagnosis:

1 (Terrible)	2	3 undecided	4	5 (Very good)
-----------------	---	----------------	---	------------------

What number best expresses where you think the *quality* of the retinal exam is best::

1 (Better in ophthalmologist's office)	2	3 undecided	4	5 (Better through Telediagnosis)
-------------------------------------------	---	----------------	---	-------------------------------------

What number best expresses where you prefer to have the retinal exam now:

1 (Prefer ophthalmologist's office)	2	3 undecided	4	5 (Prefer family physician)
----------------------------------------	---	----------------	---	--------------------------------

- yes no Did the camera flashlight bother you?
- yes no Did the pupil dilating drops bother you? not applicable

Patient Questionnaire

Name _____

Date _____

BEFORE telediagnosis

Thank you for your willingness to participate in this research project.

You are about to undergo digital photographing and diagnosis over the internet by ophthalmologists who are retinal specialists at the University of Iowa. They will evaluate your photographs for signs of diabetic retinopathy, a complication of diabetes. This new technique is called 'telediagnosis'. Until telediagnosis was available, you could only be screened in an ophthalmologist's office with a dilated retinal exam. Please give your best answer.

What number best expresses where you think the *quality* of the retinal exam is best:

1 (Better in ophthalmologist's office)	2	3 undecided	4 (Better through Telediagnosis)	5
-------------------------------------------	---	----------------	-------------------------------------	---

What number best expresses *where* you prefer to have the retinal exam:

1 (Prefer ophthalmologist's office)	2	3 undecided	4 (Prefer family physician)	5
----------------------------------------	---	----------------	--------------------------------	---

- yes no Do you expect the camera flashlight to bother you?
- yes no Do you expect the pupil dilating drops to bother you?
- yes no In the past five years have you been examined by an ophthalmologist?
- yes no Do you currently carry health insurance?
- yes no Sometimes photographs can only be made if your pupils are made larger with a drop. Were you aware of this?

AFTER telediagnosis

What number best expresses your *satisfaction* with telediagnosis:

1 (Terrible)	2	3 undecided	4	5 (Very good)
-----------------	---	----------------	---	------------------

What number best expresses your *where* you think the *quality* of the retinal exam is best::

1 (Better in ophthalmologist's office)	2	3 undecided	4 (Better through Telediagnosis)	5
-------------------------------------------	---	----------------	-------------------------------------	---

What number best expresses *where* you prefer to have the retinal exam now:

1 (Prefer ophthalmologist's office)	2	3 undecided	4 (Prefer family physician)	5
----------------------------------------	---	----------------	--------------------------------	---

- yes no Did the camera flashlight bother you?
- yes no Did the pupil dilating drops bother you? not applicable

Patient Questionnaire

Name _____

Date _____

BEFORE telediagnosis

Thank you for your willingness to participate in this research project.

You are about to undergo digital photographing and diagnosis over the internet by ophthalmologists who are retinal specialists at the University of Iowa. They will evaluate your photographs for signs of diabetic retinopathy, a complication of diabetes. This new technique is called 'telediagnosis'. Until telediagnosis was available, you could only be screened in an ophthalmologist's office with a dilated retinal exam. Please give your best answer.

What number best expresses where you think the *quality* of the retinal exam is best:

1 (Better in ophthalmologist's office)	2	3 undecided	4 (Better through Telediagnosis)	5
-------------------------------------------	---	----------------	-------------------------------------	---

What number best expresses *where* you prefer to have the retinal exam:

1 (Prefer ophthalmologist's office)	2	3 undecided	4 (Prefer family physician)	5
----------------------------------------	---	----------------	--------------------------------	---

yes no Do you expect the camera flashlight to bother you?

yes no Do you expect the pupil dilating drops to bother you?

yes no In the past five years have you been examined by an ophthalmologist?

yes no Do you currently carry health insurance?

yes no Sometimes photographs can only be made if your pupils are made larger with a drop. Were you aware of this?

AFTER telediagnosis

What number best expresses your *satisfaction* with telediagnosis:

1 (Terrible)	2	3 undecided	4	5 (Very good)
-----------------	---	----------------	---	------------------

What number best expresses your where you think the *quality* of the retinal exam is best::

1 (Better in ophthalmologist's office)	2	3 undecided	4 (Better through Telediagnosis)	5
-------------------------------------------	---	----------------	-------------------------------------	---

What number best expresses *where* you prefer to have the retinal exam now:

1 (Prefer ophthalmologist's office)	2	3 undecided	4 (Prefer family physician)	5
----------------------------------------	---	----------------	--------------------------------	---

yes no Did the camera flashlight bother you?

yes no Did the pupil dilating drops bother you? not applicable

Patient Questionnaire

Name _____

Date _____

BEFORE telediagnosis

Thank you for your willingness to participate in this research project.

You are about to undergo digital photographing and diagnosis over the internet by ophthalmologists who are retinal specialists at the University of Iowa. They will evaluate your photographs for signs of diabetic retinopathy, a complication of diabetes. This new technique is called 'telediagnosis'. Until telediagnosis was available, you could only be screened in an ophthalmologist's office with a dilated retinal exam. Please give your best answer.

What number best expresses where you think the *quality* of the retinal exam is best:

1 (Better in ophthalmologist's office)	2	3 undecided	4 (Better through Telediagnosis)	5
-------------------------------------------	---	----------------	-------------------------------------	---

What number best expresses *where* you prefer to have the retinal exam:

1 (Prefer ophthalmologist's office)	2	3 undecided	4 (Prefer family physician)	5
----------------------------------------	---	----------------	--------------------------------	---

- yes no Do you expect the camera flashlight to bother you?
- yes no Do you expect the pupil dilating drops to bother you?
- yes no In the past five years have you been examined by an ophthalmologist?
- yes no Do you currently carry health insurance?
- yes no Sometimes photographs can only be made if your pupils are made larger with a drop. Were you aware of this?

AFTER telediagnosis

What number best expresses your *satisfaction* with telediagnosis:

1 (Terrible)	2	3 undecided	4	5 (Very good)
-----------------	---	----------------	---	------------------

What number best expresses your where you think the *quality* of the retinal exam is best::

1 (Better in ophthalmologist's office)	2	3 undecided	4 (Better through Telediagnosis)	5
-------------------------------------------	---	----------------	-------------------------------------	---

What number best expresses *where* you prefer to have the retinal exam now:

1 (Prefer ophthalmologist's office)	2	3 undecided	4 (Prefer family physician)	5
----------------------------------------	---	----------------	--------------------------------	---

- yes no Did the camera flashlight bother you?
- yes no Did the pupil dilating drops bother you? not applicable

Patient Questionnaire

Name _____

Date _____

BEFORE telediagnosis

Thank you for your willingness to participate in this research project.

You are about to undergo digital photographing and diagnosis over the internet by ophthalmologists who are retinal specialists at the University of Iowa. They will evaluate your photographs for signs of diabetic retinopathy, a complication of diabetes. This new technique is called 'telediagnosis'. Until telediagnosis was available, you could only be screened in an ophthalmologist's office with a dilated retinal exam. Please give your best answer.

What number best expresses where you think the *quality* of the retinal exam is best:

1 (Better in ophthalmologist's office)	2	3 undecided	4 (Better through Telediagnosis)	5 (Circled)
-------------------------------------------	---	----------------	-------------------------------------	----------------

What number best expresses *where* you prefer to have the retinal exam:

1 (Prefer ophthalmologist's office)	2	3 undecided	4 (Prefer family physician)	5 (Circled)
----------------------------------------	---	----------------	--------------------------------	----------------

- yes no Do you expect the camera flashlight to bother you?
- yes no Do you expect the pupil dilating drops to bother you?
- yes no In the past five years have you been examined by an ophthalmologist?
- yes no Do you currently carry health insurance?
- yes no Sometimes photographs can only be made if your pupils are made larger with a drop. Were you aware of this?

AFTER telediagnosis

What number best expresses your *satisfaction* with telediagnosis:

1 (Terrible)	2	3 undecided	4	5 (Very good) (Circled)
-----------------	---	----------------	---	-------------------------------

What number best expresses your where you think the *quality* of the retinal exam is best::

1 (Better in ophthalmologist's office)	2	3 undecided	4 (Better through Telediagnosis)	5 (Circled)
-------------------------------------------	---	----------------	-------------------------------------	----------------

What number best expresses *where* you prefer to have the retinal exam now:

1 (Prefer ophthalmologist's office)	2	3 undecided	4 (Prefer family physician)	5 (Circled)
----------------------------------------	---	----------------	--------------------------------	----------------

- yes no Did the camera flashlight bother you?
- yes no Did the pupil dilating drops bother you? not applicable

Patient Questionnaire

Name _____

Date _____

BEFORE telediagnosis

Thank you for your willingness to participate in this research project.

You are about to undergo digital photographing and diagnosis over the internet by ophthalmologists who are retinal specialists at the University of Iowa. They will evaluate your photographs for signs of diabetic retinopathy, a complication of diabetes. This new technique is called 'telediagnosis'. Until telediagnosis was available, you could only be screened in an ophthalmologist's office with a dilated retinal exam. Please give your best answer.

What number best expresses where you think the *quality* of the retinal exam is best:

1 (Better in ophthalmologist's office)	2	3 undecided	4 (Better through Telediagnosis)	5 (Circled)
-------------------------------------------	---	----------------	-------------------------------------	----------------

What number best expresses *where* you prefer to have the retinal exam:

1 (Prefer ophthalmologist's office)	2	3 undecided	4 (Prefer family physician)	5 (Circled)
----------------------------------------	---	----------------	--------------------------------	----------------

yes no Do you expect the camera flashlight to bother you?

yes no Do you expect the pupil dilating drops to bother you?

yes no In the past five years have you been examined by an ophthalmologist?

yes no Do you currently carry health insurance?

yes no Sometimes photographs can only be made if your pupils are made larger with a drop. Were you aware of this?

AFTER telediagnosis

What number best expresses your *satisfaction* with telediagnosis:

1 (Terrible)	2	3 undecided	4	5 (Very good) (Circled)
-----------------	---	----------------	---	-------------------------------

What number best expresses *where* you think the *quality* of the retinal exam is best::

1 (Better in ophthalmologist's office)	2	3 undecided	4 (Better through Telediagnosis)	5 (Circled)
-------------------------------------------	---	----------------	-------------------------------------	----------------

What number best expresses *where* you prefer to have the retinal exam now:

1 (Prefer ophthalmologist's office)	2	3 undecided	4 (Prefer family physician)	5 (Circled)
----------------------------------------	---	----------------	--------------------------------	----------------

yes no Did the camera flashlight bother you?

yes no Did the pupil dilating drops bother you? not applicable

Patient Questionnaire

Name _____

Date _____

BEFORE telediagnosis

Thank you for your willingness to participate in this research project.

You are about to undergo digital photographing and diagnosis over the internet by ophthalmologists who are retinal specialists at the University of Iowa. They will evaluate your photographs for signs of diabetic retinopathy, a complication of diabetes. This new technique is called 'telediagnosis'. Until telediagnosis was available, you could only be screened in an ophthalmologist's office with a dilated retinal exam. Please give your best answer.

What number best expresses where you think the *quality* of the retinal exam is best:

1 (Better in ophthalmologist's office)	2	3 undecided	4	5 (Better through Telediagnosis)
-------------------------------------------	---	----------------	---	-------------------------------------

What number best expresses *where* you prefer to have the retinal exam:

1 (Prefer ophthalmologist's office)	2	3 undecided	4	5 (Prefer family physician)
----------------------------------------	---	----------------	---	--------------------------------

- yes no Do you expect the camera flashlight to bother you?
- yes no Do you expect the pupil dilating drops to bother you?
- yes no In the past five years have you been examined by an ophthalmologist?
- yes no Do you currently carry health insurance?
- yes no Sometimes photographs can only be made if your pupils are made larger with a drop. Were you aware of this?

AFTER telediagnosis

What number best expresses your *satisfaction* with telediagnosis:

1 (Terrible)	2	3 undecided	4	5 (Very good)
-----------------	---	----------------	---	------------------

What number best expresses your where you think the *quality* of the retinal exam is best::

1 (Better in ophthalmologist's office)	2	3 undecided	4	5 (Better through Telediagnosis)
-------------------------------------------	---	----------------	---	-------------------------------------

What number best expresses *where* you prefer to have the retinal exam now:

1 (Prefer ophthalmologist's office)	2	3 undecided	4 (Prefer family physician)	5
----------------------------------------	---	----------------	--------------------------------	---

- yes no Did the camera flashlight bother you?
- yes no Did the pupil dilating drops bother you? not applicable

Patient Questionnaire

Name _____

Date _____

BEFORE telediagnosis

Thank you for your willingness to participate in this research project.

You are about to undergo digital photographing and diagnosis over the internet by ophthalmologists who are retinal specialists at the University of Iowa. They will evaluate your photographs for signs of diabetic retinopathy, a complication of diabetes. This new technique is called 'telediagnosis'. Until telediagnosis was available, you could only be screened in an ophthalmologist's office with a dilated retinal exam. Please give your best answer.

What number best expresses where you think the *quality* of the retinal exam is best:

1 (Better in ophthalmologist's office)	2	3 undecided	4 (Better through Telediagnosis)	5
-------------------------------------------	---	----------------	-------------------------------------	---

What number best expresses where you prefer to have the retinal exam:

1 (Prefer ophthalmologist's office)	2	3 undecided	4	5 (Prefer family physician)
----------------------------------------	---	----------------	---	--------------------------------

yes no Do you expect the camera flashlight to bother you?

yes no Do you expect the pupil dilating drops to bother you?

yes no In the past five years have you been examined by an ophthalmologist?

yes no Do you currently carry health insurance?

yes no Sometimes photographs can only be made if your pupils are made larger with a drop. Were you aware of this?

AFTER telediagnosis

What number best expresses your *satisfaction* with telediagnosis:

1 (Terrible)	2	3 undecided	4	5 (Very good)
-----------------	---	----------------	---	------------------

What number best expresses where you think the *quality* of the retinal exam is best::

1 (Better in ophthalmologist's office)	2	3 undecided	4 (Better through Telediagnosis)	5
-------------------------------------------	---	----------------	-------------------------------------	---

What number best expresses where you prefer to have the retinal exam now:

1 (Prefer ophthalmologist's office)	2	3 undecided	4 (Prefer family physician)	5
----------------------------------------	---	----------------	--------------------------------	---

yes no Did the camera flashlight bother you?

yes no Did the pupil dilating drops bother you? not applicable

Patient Questionnaire

Name _____

Date _____

BEFORE telediagnosis

Thank you for your willingness to participate in this research project.

You are about to undergo digital photographing and diagnosis over the internet by ophthalmologists who are retinal specialists at the University of Iowa. They will evaluate your photographs for signs of diabetic retinopathy, a complication of diabetes. This new technique is called 'telediagnosis'. Until telediagnosis was available, you could only be screened in an ophthalmologist's office with a dilated retinal exam. Please give your best answer.

What number best expresses where you think the *quality* of the retinal exam is best:

1 (Better in ophthalmologist's office)	2	3 undecided	4	5 (Better through Telediagnosis)
-------------------------------------------	---	----------------	---	-------------------------------------

What number best expresses *where* you prefer to have the retinal exam:

1 (Prefer ophthalmologist's office)	2	3 undecided	4	5 (Prefer family physician)
----------------------------------------	---	----------------	---	--------------------------------

yes no Do you expect the camera flashlight to bother you?

yes no Do you expect the pupil dilating drops to bother you?

yes no In the past five years have you been examined by an ophthalmologist?

yes no Do you currently carry health insurance?

yes no Sometimes photographs can only be made if your pupils are made larger with a drop. Were you aware of this?

AFTER telediagnosis

What number best expresses your *satisfaction* with telediagnosis:

1 (Terrible)	2	3 undecided	4	5 (Very good)
-----------------	---	----------------	---	------------------

What number best expresses your where you think the *quality* of the retinal exam is best::

1 (Better in ophthalmologist's office)	2	3 undecided	4	5 (Better through Telediagnosis)
-------------------------------------------	---	----------------	---	-------------------------------------

What number best expresses *where* you prefer to have the retinal exam now:

1 (Prefer ophthalmologist's office)	2	3 undecided	4	5 (Prefer family physician)
----------------------------------------	---	----------------	---	--------------------------------

yes no Did the camera flashlight bother you?

yes no Did the pupil dilating drops bother you? not applicable

Patient Questionnaire

Name _____

Date _____

BEFORE telediagnosis

Thank you for your willingness to participate in this research project.

You are about to undergo digital photographing and diagnosis over the internet by ophthalmologists who are retinal specialists at the University of Iowa. They will evaluate your photographs for signs of diabetic retinopathy, a complication of diabetes. This new technique is called 'telediagnosis'. Until telediagnosis was available, you could only be screened in an ophthalmologist's office with a dilated retinal exam. Please give your best answer.

What number best expresses where you think the *quality* of the retinal exam is best:

1 (Better in ophthalmologist's office)	2	3 undecided	4 (Better through Telediagnosis)	5
-------------------------------------------	---	----------------	-------------------------------------	---

What number best expresses *where* you prefer to have the retinal exam:

1 (Prefer ophthalmologist's office)	2	3 undecided	4 (Prefer family physician)	5
----------------------------------------	---	----------------	--------------------------------	---

yes no Do you expect the camera flashlight to bother you?

yes no Do you expect the pupil dilating drops to bother you?

yes no In the past five years have you been examined by an ophthalmologist?

yes no Do you currently carry health insurance?

yes no Sometimes photographs can only be made if your pupils are made larger with a drop. Were you aware of this?

AFTER telediagnosis

What number best expresses your *satisfaction* with telediagnosis:

1 (Terrible)	2	3 undecided	4	5 (Very good)
-----------------	---	----------------	---	------------------

What number best expresses where you think the *quality* of the retinal exam is best::

1 (Better in ophthalmologist's office)	2	3 undecided	4 (Better through Telediagnosis)	5
-------------------------------------------	---	----------------	-------------------------------------	---

What number best expresses *where* you prefer to have the retinal exam now:

1 (Prefer ophthalmologist's office)	2	3 undecided	4 (Prefer family physician)	5
----------------------------------------	---	----------------	--------------------------------	---

yes no Did the camera flashlight bother you?

yes no Did the pupil dilating drops bother you? not applicable

Patient Questionnaire

Name _____

Date _____

BEFORE telediagnosis

Thank you for your willingness to participate in this research project.

You are about to undergo digital photographing and diagnosis over the internet by ophthalmologists who are retinal specialists at the University of Iowa. They will evaluate your photographs for signs of diabetic retinopathy, a complication of diabetes. This new technique is called 'telediagnosis'. Until telediagnosis was available, you could only be screened in an ophthalmologist's office with a dilated retinal exam. Please give your best answer.

What number best expresses where you think the *quality* of the retinal exam is best:

1 (Better in ophthalmologist's office)	2	3 undecided	4	5 (Better through Telediagnosis)
-------------------------------------------	---	----------------	---	-------------------------------------

What number best expresses *where* you prefer to have the retinal exam:

1 (Prefer ophthalmologist's office)	2	3 undecided	4	5 (Prefer family physician)
----------------------------------------	---	----------------	---	--------------------------------

yes no Do you expect the camera flashlight to bother you?

yes no Do you expect the pupil dilating drops to bother you?

yes no In the past five years have you been examined by an ophthalmologist?

yes no Do you currently carry health insurance?

yes no Sometimes photographs can only be made if your pupils are made larger with a drop. Were you aware of this?

AFTER telediagnosis

What number best expresses your *satisfaction* with telediagnosis:

1 (Terrible)	2	3 undecided	4	5 (Very good)
-----------------	---	----------------	---	------------------

What number best expresses your *where* you think the *quality* of the retinal exam is best::

1 (Better in ophthalmologist's office)	2	3 undecided	4	5 (Better through Telediagnosis)
-------------------------------------------	---	----------------	---	-------------------------------------

What number best expresses *where* you prefer to have the retinal exam now:

1 (Prefer ophthalmologist's office)	2	3 undecided	4	5 (Prefer family physician)
----------------------------------------	---	----------------	---	--------------------------------

yes no Did the camera flashlight bother you?

yes no Did the pupil dilating drops bother you? not applicable

Patient Questionnaire

Name _____

Date _____

BEFORE telediagnosis

Thank you for your willingness to participate in this research project.

You are about to undergo digital photographing and diagnosis over the internet by ophthalmologists who are retinal specialists at the University of Iowa. They will evaluate your photographs for signs of diabetic retinopathy, a complication of diabetes. This new technique is called 'telediagnosis'. Until telediagnosis was available, you could only be screened in an ophthalmologist's office with a dilated retinal exam. Please give your best answer.

What number best expresses where you think the *quality* of the retinal exam is best:

1 (Better in ophthalmologist's office)	2	3 undecided	4	5 (Better through Telediagnosis)
-------------------------------------------	---	----------------	---	-------------------------------------

What number best expresses where you prefer to have the retinal exam:

1 (Prefer ophthalmologist's office)	2	3 undecided	4	5 (Prefer family physician)
----------------------------------------	---	----------------	---	--------------------------------

yes no Do you expect the camera flashlight to bother you?

yes no Do you expect the pupil dilating drops to bother you?

yes no In the past five years have you been examined by an ophthalmologist?

yes no Do you currently carry health insurance?

yes no Sometimes photographs can only be made if your pupils are made larger with a drop. Were you aware of this?

AFTER telediagnosis

What number best expresses your *satisfaction* with telediagnosis:

1 (Terrible)	2	3 undecided	4	5 (Very good)
-----------------	---	----------------	---	------------------

What number best expresses your where you think the *quality* of the retinal exam is best::

1 (Better in ophthalmologist's office)	2	3 undecided	4	5 (Better through Telediagnosis)
-------------------------------------------	---	----------------	---	-------------------------------------

What number best expresses where you prefer to have the retinal exam now:

1 (Prefer ophthalmologist's office)	2	3 undecided	4	5 (Prefer family physician)
----------------------------------------	---	----------------	---	--------------------------------

yes no Did the camera flashlight bother you?

yes no Did the pupil dilating drops bother you? not applicable

Patient Questionnaire

Name



Date



BEFORE telediagnosis

Thank you for your willingness to participate in this research project.

You are about to undergo digital photographing and diagnosis over the internet by ophthalmologists who are retinal specialists at the University of Iowa. They will evaluate your photographs for signs of diabetic retinopathy, a complication of diabetes. This new technique is called 'telediagnosis'. Until telediagnosis was available, you could only be screened in an ophthalmologist's office with a dilated retinal exam. Please give your best answer.

What number best expresses where you think the *quality* of the retinal exam is best:

1 (Better in ophthalmologist's office)	2	3 undecided	4 (Better through Telediagnosis)	5
-------------------------------------------	---	----------------	-------------------------------------	---

What number best expresses *where* you prefer to have the retinal exam:

1 (Prefer ophthalmologist's office)	2	3 undecided	4 (Prefer family physician)	5
----------------------------------------	---	----------------	--------------------------------	---

yes no Do you expect the camera flashlight to bother you?

yes no Do you expect the pupil dilating drops to bother you?

yes no In the past five years have you been examined by an ophthalmologist?

yes no Do you currently carry health insurance?

yes no Sometimes photographs can only be made if your pupils are made larger with a drop. Were you aware of this?

AFTER telediagnosis

What number best expresses your *satisfaction* with telediagnosis:

1 (Terrible)	2	3 undecided	4	5 (Very good)
-----------------	---	----------------	---	------------------

What number best expresses your where you think the *quality* of the retinal exam is best::

1 (Better in ophthalmologist's office)	2	3 undecided	4 (Better through Telediagnosis)	5
-------------------------------------------	---	----------------	-------------------------------------	---

What number best expresses *where* you prefer to have the retinal exam now:

1 (Prefer ophthalmologist's office)	2	3 undecided	4 (Prefer family physician)	5
----------------------------------------	---	----------------	--------------------------------	---

yes no Did the camera flashlight bother you?

yes no Did the pupil dilating drops bother you? not applicable

Patient Questionnaire

Name _____

Date _____

BEFORE telediagnosis

Thank you for your willingness to participate in this research project.

You are about to undergo digital photographing and diagnosis over the internet by ophthalmologists who are retinal specialists at the University of Iowa. They will evaluate your photographs for signs of diabetic retinopathy, a complication of diabetes. This new technique is called 'telediagnosis'. Until telediagnosis was available, you could only be screened in an ophthalmologist's office with a dilated retinal exam. Please give your best answer.

What number best expresses where you think the *quality* of the retinal exam is best:

1 (Better in ophthalmologist's office)	2	3 undecided	4 (Better through Telediagnosis)	5
-------------------------------------------	---	----------------	-------------------------------------	---

What number best expresses *where* you prefer to have the retinal exam:

1 (Prefer ophthalmologist's office)	2	3 undecided	4 (Prefer family physician)	5
----------------------------------------	---	----------------	--------------------------------	---

- yes no Do you expect the camera flashlight to bother you?
- yes no Do you expect the pupil dilating drops to bother you?
- yes no In the past five years have you been examined by an ophthalmologist?
- yes no Do you currently carry health insurance?
- yes no Sometimes photographs can only be made if your pupils are made larger with a drop. Were you aware of this?

AFTER telediagnosis

What number best expresses your *satisfaction* with telediagnosis:

1 (Terrible)	2	3 undecided	4 (Very good)	5
-----------------	---	----------------	------------------	---

What number best expresses your where you think the *quality* of the retinal exam is best::

1 (Better in ophthalmologist's office)	2	3 undecided	4 (Better through Telediagnosis)	5
-------------------------------------------	---	----------------	-------------------------------------	---

What number best expresses *where* you prefer to have the retinal exam now:

1 (Prefer ophthalmologist's office)	2	3 undecided	4 (Prefer family physician)	5
----------------------------------------	---	----------------	--------------------------------	---

- yes no Did the camera flashlight bother you?
- yes no Did the pupil dilating drops bother you? not applicable

Patient Questionnaire

Name _____

Date _____

BEFORE telediagnosis

Thank you for your willingness to participate in this research project.

You are about to undergo digital photographing and diagnosis over the internet by ophthalmologists who are retinal specialists at the University of Iowa. They will evaluate your photographs for signs of diabetic retinopathy, a complication of diabetes. This new technique is called 'telediagnosis'. Until telediagnosis was available, you could only be screened in an ophthalmologist's office with a dilated retinal exam. Please give your best answer.

What number best expresses where you think the *quality* of the retinal exam is best:

1 (Better in ophthalmologist's office)	2	3 undecided	4 (Better through Telediagnosis)	5
-------------------------------------------	---	----------------	-------------------------------------	---

What number best expresses where you prefer to have the retinal exam:

1 (Prefer ophthalmologist's office)	2	3 undecided	4 (Prefer family physician)	5
----------------------------------------	---	----------------	--------------------------------	---

yes no Do you expect the camera flashlight to bother you?

yes no Do you expect the pupil dilating drops to bother you?

yes no In the past five years have you been examined by an ophthalmologist?

yes no Do you currently carry health insurance?

yes no Sometimes photographs can only be made if your pupils are made larger with a drop. Were you aware of this?

AFTER telediagnosis

What number best expresses your *satisfaction* with telediagnosis:

1 (Terrible)	2	3 undecided	4	5 (Very good)
-----------------	---	----------------	---	------------------

What number best expresses where you think the *quality* of the retinal exam is best::

1 (Better in ophthalmologist's office)	2	3 undecided	4 (Better through Telediagnosis)	5
-------------------------------------------	---	----------------	-------------------------------------	---

What number best expresses where you prefer to have the retinal exam now:

1 (Prefer ophthalmologist's office)	2	3 undecided	4 (Prefer family physician)	5
----------------------------------------	---	----------------	--------------------------------	---

yes no Did the camera flashlight bother you?

yes no Did the pupil dilating drops bother you? not applicable

Patient Questionnaire

Name _____

Date _____

BEFORE telediagnosis

Thank you for your willingness to participate in this research project.

You are about to undergo digital photographing and diagnosis over the internet by ophthalmologists who are retinal specialists at the University of Iowa. They will evaluate your photographs for signs of diabetic retinopathy, a complication of diabetes. This new technique is called 'telediagnosis'. Until telediagnosis was available, you could only be screened in an ophthalmologist's office with a dilated retinal exam. Please give your best answer.

What number best expresses where you think the *quality* of the retinal exam is best:

1 (Better in ophthalmologist's office)	2	3 undecided	4 (Better through Telediagnosis)	5
-------------------------------------------	---	----------------	-------------------------------------	---

What number best expresses *where* you prefer to have the retinal exam:

1 (Prefer ophthalmologist's office)	2	3 undecided	4 (Prefer family physician)	5
----------------------------------------	---	----------------	--------------------------------	---

- yes no Do you expect the camera flashlight to bother you?
- yes no Do you expect the pupil dilating drops to bother you?
- yes no In the past five years have you been examined by an ophthalmologist?
- yes no Do you currently carry health insurance?
- yes no Sometimes photographs can only be made if your pupils are made larger with a drop. Were you aware of this?

AFTER telediagnosis

What number best expresses your *satisfaction* with telediagnosis:

1 (Terrible)	2	3 undecided	4	5 (Very good)
-----------------	---	----------------	---	------------------

What number best expresses your where you think the *quality* of the retinal exam is best::

1 (Better in ophthalmologist's office)	2	3 undecided	4 (Better through Telediagnosis)	5
-------------------------------------------	---	----------------	-------------------------------------	---

What number best expresses *where* you prefer to have the retinal exam now:

1 (Prefer ophthalmologist's office)	2	3 undecided	4 (Prefer family physician)	5
----------------------------------------	---	----------------	--------------------------------	---

- yes no Did the camera flashlight bother you?
- yes no Did the pupil dilating drops bother you? not applicable

Patient Questionnaire

Name _____

Date _____

BEFORE telediagnosis

Thank you for your willingness to participate in this research project.

You are about to undergo digital photographing and diagnosis over the internet by ophthalmologists who are retinal specialists at the University of Iowa. They will evaluate your photographs for signs of diabetic retinopathy, a complication of diabetes. This new technique is called 'telediagnosis'. Until telediagnosis was available, you could only be screened in an ophthalmologist's office with a dilated retinal exam. Please give your best answer.

What number best expresses where you think the *quality* of the retinal exam is best:

1 (Better in ophthalmologist's office)	2	3 undecided	4 (Better through Telediagnosis)	5
-------------------------------------------	---	----------------	-------------------------------------	---

What number best expresses *where* you prefer to have the retinal exam:

1 (Prefer ophthalmologist's office)	2	3 undecided	4 (Prefer family physician)	5
----------------------------------------	---	----------------	--------------------------------	---

- yes no Do you expect the camera flashlight to bother you?
- yes no Do you expect the pupil dilating drops to bother you?
- yes no In the past five years have you been examined by an ophthalmologist?
- yes no Do you currently carry health insurance?
- yes no Sometimes photographs can only be made if your pupils are made larger with a drop. Were you aware of this?

AFTER telediagnosis

What number best expresses your *satisfaction* with telediagnosis:

1 (Terrible)	2	3 undecided	4	5 (Very good)
-----------------	---	----------------	---	------------------

What number best expresses where you think the *quality* of the retinal exam is best::

1 (Better in ophthalmologist's office)	2	3 undecided	4 (Better through Telediagnosis)	5
-------------------------------------------	---	----------------	-------------------------------------	---

What number best expresses *where* you prefer to have the retinal exam now:

1 (Prefer ophthalmologist's office)	2	3 undecided	4 (Prefer family physician)	5
----------------------------------------	---	----------------	--------------------------------	---

- yes no Did the camera flashlight bother you?
- yes no Did the pupil dilating drops bother you? not applicable

Patient Questionnaire

Name _____

Date _____

BEFORE telediagnosis

Thank you for your willingness to participate in this research project.

You are about to undergo digital photographing and diagnosis over the internet by ophthalmologists who are retinal specialists at the University of Iowa. They will evaluate your photographs for signs of diabetic retinopathy, a complication of diabetes. This new technique is called 'telediagnosis'. Until telediagnosis was available, you could only be screened in an ophthalmologist's office with a dilated retinal exam. Please give your best answer.

What number best expresses where you think the *quality* of the retinal exam is best:

1 (Better in ophthalmologist's office)	2	3 undecided	4 (Better through Telediagnosis)	5
-------------------------------------------	---	----------------	-------------------------------------	---

What number best expresses *where* you prefer to have the retinal exam:

1 (Prefer ophthalmologist's office)	2	3 undecided	4 (Prefer family physician)	5
----------------------------------------	---	----------------	--------------------------------	---

yes no Do you expect the camera flashlight to bother you?

yes no Do you expect the pupil dilating drops to bother you?

yes no In the past five years have you been examined by an ophthalmologist?

yes no Do you currently carry health insurance?

yes no Sometimes photographs can only be made if your pupils are made larger with a drop. Were you aware of this?

AFTER telediagnosis

What number best expresses your *satisfaction* with telediagnosis:

1 (Terrible)	2	3 undecided	4	5 (Very good)
-----------------	---	----------------	---	------------------

What number best expresses your where you think the *quality* of the retinal exam is best::

1 (Better in ophthalmologist's office)	2	3 undecided	4 (Better through Telediagnosis)	5
-------------------------------------------	---	----------------	-------------------------------------	---

What number best expresses *where* you prefer to have the retinal exam now:

1 (Prefer ophthalmologist's office)	2	3 undecided	4 (Prefer family physician)	5
----------------------------------------	---	----------------	--------------------------------	---

yes no Did the camera flashlight bother you?

yes no Did the pupil dilating drops bother you? not applicable

Patient Questionnaire

Name _____

Date _____

BEFORE telediagnosis

Thank you for your willingness to participate in this research project.

You are about to undergo digital photographing and diagnosis over the internet by ophthalmologists who are retinal specialists at the University of Iowa. They will evaluate your photographs for signs of diabetic retinopathy, a complication of diabetes. This new technique is called 'telediagnosis'. Until telediagnosis was available, you could only be screened in an ophthalmologist's office with a dilated retinal exam. Please give your best answer.

What number best expresses where you think the *quality* of the retinal exam is best:

1 (Better in ophthalmologist's office)	2	3 undecided	4	5 (Better through Telediagnosis)
-------------------------------------------	---	----------------	---	-------------------------------------

What number best expresses where you prefer to have the retinal exam:

1 (Prefer ophthalmologist's office)	2	3 undecided	4	5 (Prefer family physician)
----------------------------------------	---	----------------	---	--------------------------------

- yes no Do you expect the camera flashlight to bother you?
- yes no Do you expect the pupil dilating drops to bother you?
- yes no In the past five years have you been examined by an ophthalmologist?
- yes no Do you currently carry health insurance?
- yes no Sometimes photographs can only be made if your pupils are made larger with a drop. Were you aware of this?

AFTER telediagnosis

What number best expresses your *satisfaction* with telediagnosis:

1 (Terrible)	2	3 undecided	4	5 (Very good)
-----------------	---	----------------	---	------------------

What number best expresses where you think the *quality* of the retinal exam is best::

1 (Better in ophthalmologist's office)	2	3 undecided	4	5 (Better through Telediagnosis)
-------------------------------------------	---	----------------	---	-------------------------------------

What number best expresses where you prefer to have the retinal exam now:

1 (Prefer ophthalmologist's office)	2	3 undecided	4	5 (Prefer family physician)
----------------------------------------	---	----------------	---	--------------------------------

- yes no Did the camera flashlight bother you?
- yes no Did the pupil dilating drops bother you? not applicable

Patient Questionnaire

Name _____

Date _____

BEFORE telediagnosis

Thank you for your willingness to participate in this research project.

You are about to undergo digital photographing and diagnosis over the internet by ophthalmologists who are retinal specialists at the University of Iowa. They will evaluate your photographs for signs of diabetic retinopathy, a complication of diabetes. This new technique is called 'telediagnosis'. Until telediagnosis was available, you could only be screened in an ophthalmologist's office with a dilated retinal exam. Please give your best answer.

What number best expresses where you think the *quality* of the retinal exam is best:

1 (Better in ophthalmologist's office)	2	3 undecided	4 (Better through Telediagnosis)	5
-------------------------------------------	---	----------------	-------------------------------------	---

What number best expresses *where* you prefer to have the retinal exam:

1 (Prefer ophthalmologist's office)	2	3 undecided	4 (Prefer family physician)	5
----------------------------------------	---	----------------	--------------------------------	---

- yes no Do you expect the camera flashlight to bother you?
- yes no Do you expect the pupil dilating drops to bother you?
- yes no In the past five years have you been examined by an ophthalmologist?
- yes no Do you currently carry health insurance?
- yes no Sometimes photographs can only be made if your pupils are made larger with a drop. Were you aware of this?

AFTER telediagnosis

What number best expresses your *satisfaction* with telediagnosis:

1 (Terrible)	2	3 undecided	4 (Very good)	5
-----------------	---	----------------	------------------	---

What number best expresses your where you think the *quality* of the retinal exam is best::

1 (Better in ophthalmologist's office)	2	3 undecided	4 (Better through Telediagnosis)	5
-------------------------------------------	---	----------------	-------------------------------------	---

What number best expresses *where* you prefer to have the retinal exam now:

1 (Prefer ophthalmologist's office)	2	3 undecided	4 (Prefer family physician)	5
----------------------------------------	---	----------------	--------------------------------	---

- yes no Did the camera flashlight bother you?
- yes no Did the pupil dilating drops bother you? not applicable

Patient Questionnaire

Name _____

Date _____

BEFORE telediagnosis

Thank you for your willingness to participate in this research project.

You are about to undergo digital photographing and diagnosis over the internet by ophthalmologists who are retinal specialists at the University of Iowa. They will evaluate your photographs for signs of diabetic retinopathy, a complication of diabetes. This new technique is called 'telediagnosis'. Until telediagnosis was available, you could only be screened in an ophthalmologist's office with a dilated retinal exam. Please give your best answer.

What number best expresses where you think the *quality* of the retinal exam is best:

1 (Better in ophthalmologist's office)	2	3 undecided	4 (Better through Telediagnosis)	5
-------------------------------------------	---	----------------	-------------------------------------	---

What number best expresses *where* you prefer to have the retinal exam:

1 (Prefer ophthalmologist's office)	2	3 undecided	4 (Prefer family physician)	5
----------------------------------------	---	----------------	--------------------------------	---

- yes no Do you expect the camera flashlight to bother you?
- yes no Do you expect the pupil dilating drops to bother you?
- yes no In the past five years have you been examined by an ophthalmologist?
- yes no Do you currently carry health insurance?
- yes no Sometimes photographs can only be made if your pupils are made larger with a drop. Were you aware of this?

AFTER telediagnosis

What number best expresses your *satisfaction* with telediagnosis:

1 (Terrible)	2	3 undecided	4	5 (Very good)
-----------------	---	----------------	---	------------------

What number best expresses your where you think the *quality* of the retinal exam is best::

1 (Better in ophthalmologist's office)	2	3 undecided	4 (Better through Telediagnosis)	5
-------------------------------------------	---	----------------	-------------------------------------	---

What number best expresses *where* you prefer to have the retinal exam now:

1 (Prefer ophthalmologist's office)	2	3 undecided	4 (Prefer family physician)	5
----------------------------------------	---	----------------	--------------------------------	---

- yes no Did the camera flashlight bother you?
- yes no Did the pupil dilating drops bother you? not applicable

Patient Questionnaire

Name _____

Date _____

BEFORE telediagnosis

Thank you for your willingness to participate in this research project.

You are about to undergo digital photographing and diagnosis over the internet by ophthalmologists who are retinal specialists at the University of Iowa. They will evaluate your photographs for signs of diabetic retinopathy, a complication of diabetes. This new technique is called 'telediagnosis'. Until telediagnosis was available, you could only be screened in an ophthalmologist's office with a dilated retinal exam. Please give your best answer.

What number best expresses where you think the *quality* of the retinal exam is best:

1 (Better in ophthalmologist's office)	2	3 undecided	4	5 (Better through Telediagnosis)
-------------------------------------------	---	----------------	---	-------------------------------------

What number best expresses where you prefer to have the retinal exam:

1 (Prefer ophthalmologist's office)	2	3 undecided	4	5 (Prefer family physician)
----------------------------------------	---	----------------	---	--------------------------------

yes no Do you expect the camera flashlight to bother you?

yes no Do you expect the pupil dilating drops to bother you?

yes no In the past five years have you been examined by an ophthalmologist?

yes no Do you currently carry health insurance?

yes no Sometimes photographs can only be made if your pupils are made larger with a drop. Were you aware of this?

AFTER telediagnosis

What number best expresses your *satisfaction* with telediagnosis:

1 (Terrible)	2	3 undecided	4	5 (Very good)
-----------------	---	----------------	---	------------------

What number best expresses where you think the *quality* of the retinal exam is best::

1 (Better in ophthalmologist's office)	2	3 undecided	4	5 (Better through Telediagnosis)
-------------------------------------------	---	----------------	---	-------------------------------------

What number best expresses where you prefer to have the retinal exam now:

1 (Prefer ophthalmologist's office)	2	3 undecided	4	5 (Prefer family physician)
----------------------------------------	---	----------------	---	--------------------------------

yes no Did the camera flashlight bother you?

yes no Did the pupil dilating drops bother you? not applicable

Patient Questionnaire

Name _____

Date _____

BEFORE telediagnosis

Thank you for your willingness to participate in this research project.

You are about to undergo digital photographing and diagnosis over the internet by ophthalmologists who are retinal specialists at the University of Iowa. They will evaluate your photographs for signs of diabetic retinopathy, a complication of diabetes. This new technique is called 'telediagnosis'. Until telediagnosis was available, you could only be screened in an ophthalmologist's office with a dilated retinal exam. Please give your best answer.

What number best expresses where you think the *quality* of the retinal exam is best:

1 (Better in ophthalmologist's office)	2	3 undecided	4 (Better through Telediagnosis)	5
-------------------------------------------	---	----------------	-------------------------------------	---

What number best expresses where you prefer to have the retinal exam:

1 (Prefer ophthalmologist's office)	2	3 undecided	4 (Prefer family physician)	5
----------------------------------------	---	----------------	--------------------------------	---

- yes no Do you expect the camera flashlight to bother you?
- yes no Do you expect the pupil dilating drops to bother you?
- yes no In the past five years have you been examined by an ophthalmologist?
- yes no Do you currently carry health insurance?
- yes no Sometimes photographs can only be made if your pupils are made larger with a drop. Were you aware of this?

AFTER telediagnosis

What number best expresses your *satisfaction* with telediagnosis:

1 (Terrible)	2	3 undecided	4	5 (Very good)
-----------------	---	----------------	---	------------------

What number best expresses your where you think the *quality* of the retinal exam is best::

1 (Better in ophthalmologist's office)	2	3 undecided	4 (Better through Telediagnosis)	5
-------------------------------------------	---	----------------	-------------------------------------	---

What number best expresses where you prefer to have the retinal exam now:

1 (Prefer ophthalmologist's office)	2	3 undecided	4 (Prefer family physician)	5
----------------------------------------	---	----------------	--------------------------------	---

- yes no Did the camera flashlight bother you?
- yes no Did the pupil dilating drops bother you? not applicable

Patient Questionnaire

Name _____

Date _____

BEFORE telediagnosis

Thank you for your willingness to participate in this research project.

You are about to undergo digital photographing and diagnosis over the internet by ophthalmologists who are retinal specialists at the University of Iowa. They will evaluate your photographs for signs of diabetic retinopathy, a complication of diabetes. This new technique is called 'telediagnosis'. Until telediagnosis was available, you could only be screened in an ophthalmologist's office with a dilated retinal exam. Please give your best answer.

What number best expresses where you think the *quality* of the retinal exam is best:

1 (Better in ophthalmologist's office)	2	3 undecided	4	5 (Better through Telediagnosis)
-------------------------------------------	---	----------------	---	-------------------------------------

What number best expresses *where* you prefer to have the retinal exam:

1 (Prefer ophthalmologist's office)	2	3 undecided	4	5 (Prefer family physician)
----------------------------------------	---	----------------	---	--------------------------------

yes no Do you expect the camera flashlight to bother you?

yes no Do you expect the pupil dilating drops to bother you?

yes no In the past five years have you been examined by an ophthalmologist?

yes no Do you currently carry health insurance?

yes no Sometimes photographs can only be made if your pupils are made larger with a drop. Were you aware of this?

AFTER telediagnosis

What number best expresses your *satisfaction* with telediagnosis:

1 (Terrible)	2	3 undecided	4	5 (Very good)
-----------------	---	----------------	---	------------------

What number best expresses your *where* you think the *quality* of the retinal exam is best::

1 (Better in ophthalmologist's office)	2	3 undecided	4	5 (Better through Telediagnosis)
-------------------------------------------	---	----------------	---	-------------------------------------

What number best expresses *where* you prefer to have the retinal exam now:

1 (Prefer ophthalmologist's office)	2	3 undecided	4	5 (Prefer family physician)
----------------------------------------	---	----------------	---	--------------------------------

yes no Did the camera flashlight bother you?

yes no Did the pupil dilating drops bother you? not applicable

Patient Questionnaire

Name [REDACTED]

Date [REDACTED]

BEFORE telediagnosis

Thank you for your willingness to participate in this research project.

You are about to undergo digital photographing and diagnosis over the internet by ophthalmologists who are retinal specialists at the University of Iowa. They will evaluate your photographs for signs of diabetic retinopathy, a complication of diabetes. This new technique is called 'telediagnosis'. Until telediagnosis was available, you could only be screened in an ophthalmologist's office with a dilated retinal exam. Please give your best answer.

What number best expresses where you think the *quality* of the retinal exam is best:

1 (Better in ophthalmologist's office)	2	3 undecided	4 (Better through Telediagnosis)	5 (5)
-------------------------------------------	---	----------------	-------------------------------------	----------

What number best expresses *where* you prefer to have the retinal exam:

1 (Prefer ophthalmologist's office)	2	3 undecided	4 (Prefer family physician)	5 (5)
----------------------------------------	---	----------------	--------------------------------	----------

- yes no Do you expect the camera flashlight to bother you?
- yes no Do you expect the pupil dilating drops to bother you?
- yes no In the past five years have you been examined by an ophthalmologist?
- yes no Do you currently carry health insurance?
- yes no Sometimes photographs can only be made if your pupils are made larger with a drop. Were you aware of this?

AFTER telediagnosis

What number best expresses your *satisfaction* with telediagnosis:

1 (Terrible)	2	3 undecided	4	5 (Very good)
-----------------	---	----------------	---	------------------

What number best expresses your *where* you think the *quality* of the retinal exam is best::

1 (Better in ophthalmologist's office)	2	3 undecided	4 (Better through Telediagnosis)	5 (5)
-------------------------------------------	---	----------------	-------------------------------------	----------

What number best expresses *where* you prefer to have the retinal exam now:

1 (Prefer ophthalmologist's office)	2	3 undecided	4 (Prefer family physician)	5 (5)
----------------------------------------	---	----------------	--------------------------------	----------

- yes no Did the camera flashlight bother you?
- yes no Did the pupil dilating drops bother you? not applicable

Patient Questionnaire

Name [REDACTED]

Date [REDACTED]

BEFORE telediagnosis

Thank you for your willingness to participate in this research project.

You are about to undergo digital photographing and diagnosis over the internet by ophthalmologists who are retinal specialists at the University of Iowa. They will evaluate your photographs for signs of diabetic retinopathy, a complication of diabetes. This new technique is called 'telediagnosis'. Until telediagnosis was available, you could only be screened in an ophthalmologist's office with a dilated retinal exam. Please give your best answer.

What number best expresses where you think the *quality* of the retinal exam is best:

1 (Better in ophthalmologist's office)	2	3 undecided	4 (Better through Telediagnosis)	5
-------------------------------------------	---	----------------	-------------------------------------	---

What number best expresses *where* you prefer to have the retinal exam:

1 (Prefer ophthalmologist's office)	2	3 undecided	4 (Prefer family physician)	5
----------------------------------------	---	----------------	--------------------------------	---

- yes no Do you expect the camera flashlight to bother you?
- yes no Do you expect the pupil dilating drops to bother you?
- yes no In the past five years have you been examined by an ophthalmologist?
- yes no Do you currently carry health insurance?
- yes no Sometimes photographs can only be made if your pupils are made larger with a drop. Were you aware of this?

AFTER telediagnosis

What number best expresses your *satisfaction* with telediagnosis:

1 (Terrible)	2	3 undecided	4	5 (Very good)
-----------------	---	----------------	---	------------------

What number best expresses where you think the *quality* of the retinal exam is best::

1 (Better in ophthalmologist's office)	2	3 undecided	4 (Better through Telediagnosis)	5
-------------------------------------------	---	----------------	-------------------------------------	---

What number best expresses *where* you prefer to have the retinal exam now:

1 (Prefer ophthalmologist's office)	2	3 undecided	4 (Prefer family physician)	5
----------------------------------------	---	----------------	--------------------------------	---

- yes no Did the camera flashlight bother you?
- yes no Did the pupil dilating drops bother you? not applicable

Patient Questionnaire

Name _____

Date _____

BEFORE telediagnosis

Thank you for your willingness to participate in this research project.

You are about to undergo digital photographing and diagnosis over the internet by ophthalmologists who are retinal specialists at the University of Iowa. They will evaluate your photographs for signs of diabetic retinopathy, a complication of diabetes. This new technique is called 'telediagnosis'. Until telediagnosis was available, you could only be screened in an ophthalmologist's office with a dilated retinal exam. Please give your best answer.

What number best expresses where you think the *quality* of the retinal exam is best:

1 (Better in ophthalmologist's office)	2	3 undecided	4	5 (Better through Telediagnosis)
-------------------------------------------	---	----------------	---	-------------------------------------

What number best expresses where you prefer to have the retinal exam:

1 (Prefer ophthalmologist's office)	2	3 undecided	4	5 (Prefer family physician)
----------------------------------------	---	----------------	---	--------------------------------

yes no Do you expect the camera flashlight to bother you?

yes no Do you expect the pupil dilating drops to bother you?

yes no In the past five years have you been examined by an ophthalmologist?

yes no Do you currently carry health insurance?

yes no Sometimes photographs can only be made if your pupils are made larger with a drop. Were you aware of this?

AFTER telediagnosis

What number best expresses your *satisfaction* with telediagnosis:

1 (Terrible)	2	3 undecided	4	5 (Very good)
-----------------	---	----------------	---	------------------

What number best expresses where you think the *quality* of the retinal exam is best::

1 (Better in ophthalmologist's office)	2	3 undecided	4	5 (Better through Telediagnosis)
-------------------------------------------	---	----------------	---	-------------------------------------

What number best expresses where you prefer to have the retinal exam now:

1 (Prefer ophthalmologist's office)	2	3 undecided	4	5 (Prefer family physician)
----------------------------------------	---	----------------	---	--------------------------------

yes no Did the camera flashlight bother you?

yes no Did the pupil dilating drops bother you? not applicable

Questionnaire

Name: [REDACTED]

BEFORE telediagnosis

Thank you for your willingness to participate in this research project.

You are about to undergo digital photographing and diagnosis over the internet by ophthalmologists who are retinal specialists at the University of Iowa. They will evaluate your photographs for signs of diabetic retinopathy, a complication of diabetes. This new technique is called 'telediagnosis'. Until telediagnosis was available, you could only be screened in an ophthalmologist's office with a dilated retinal exam. Please give your best answer.

What number best expresses where you think the *quality* of the retinal exam is best:

1 (Better in ophthalmologist's office)	2	3 undecided	4 (Better through Telediagnosis)	5
-------------------------------------------	---	----------------	-------------------------------------	---

What number best expresses where you prefer to have the retinal exam:

1 (Prefer ophthalmologist's office)	2	3 undecided	4 (Prefer family physician)	5
----------------------------------------	---	----------------	--------------------------------	---

- yes no Do you expect the camera flashlight to bother you?
- yes no Do you expect the pupil dilating drops to bother you?
- yes no In the past five years have you been examined by an ophthalmologist?
- yes no Do you currently carry health insurance?
- yes no Sometimes photographs can only be made if your pupils are made larger with a drop. Were you aware of this?

AFTER telediagnosis

What number best expresses your *satisfaction* with telediagnosis:

1 (Terrible)	2	3 undecided	4	5 (Very good)
-----------------	---	----------------	---	------------------

What number best expresses where you think the *quality* of the retinal exam is best::

1 (Better in ophthalmologist's office)	2	3 undecided	4 (Better through Telediagnosis)	5
-------------------------------------------	---	----------------	-------------------------------------	---

What number best expresses where you prefer to have the retinal exam now:

1 (Prefer ophthalmologist's office)	2	3 undecided	4 (Prefer family physician)	5
----------------------------------------	---	----------------	--------------------------------	---

- yes no Did the camera flashlight bother you?
- yes no Did the pupil dilating drops bother you? not applicable

Questionnaire

Name

Date

BEFORE telediagnosis

Thank you for your willingness to participate in this research project.

You are about to undergo digital photographing and diagnosis over the internet by ophthalmologists who are retinal specialists at the University of Iowa. They will evaluate your photographs for signs of diabetic retinopathy, a complication of diabetes. This new technique is called 'telediagnosis'. Until telediagnosis was available, you could only be screened in an ophthalmologist's office with a dilated retinal exam. Please give your best answer.

What number best expresses where you think the quality of the retinal exam is best:

1 (Better in ophthalmologist's office)	2	3 undecided	4 (Better through Telediagnosis)	5
-------------------------------------------	---	----------------	-------------------------------------	---

hasn't had before

What number best expresses where you prefer to have the retinal exam:

1 (Prefer ophthalmologist's office)	2	3 undecided	4	5 (Prefer family physician)
----------------------------------------	---	----------------	---	--------------------------------

yes no Do you expect the camera flashlight to bother you?

yes no Do you expect the pupil dilating drops to bother you?

yes no In the past five years have you been examined by an ophthalmologist?

yes no Do you currently carry health insurance?

yes no Sometimes photographs can only be made if your pupils are made larger with a drop. Were you aware of this?

AFTER telediagnosis

What number best expresses your satisfaction with telediagnosis:

1 (Terrible)	2	3 undecided	4	5 (Very good)
-----------------	---	----------------	---	------------------

What number best expresses where you think the quality of the retinal exam is best::

1 (Better in ophthalmologist's office)	2	3 undecided	4 (Better through Telediagnosis)	5
-------------------------------------------	---	----------------	-------------------------------------	---

What number best expresses where you prefer to have the retinal exam now:

1 (Prefer ophthalmologist's office)	2	3 undecided	4 (Prefer family physician)	5
----------------------------------------	---	----------------	--------------------------------	---

yes no Did the camera flashlight bother you?

yes no Did the pupil dilating drops bother you? not applicable

Patient Questionnaire

Name [REDACTED]

Date [REDACTED]

BEFORE telediagnosis

Thank you for your willingness to participate in this research project.

You are about to undergo digital photographing and diagnosis over the internet by ophthalmologists who are retinal specialists at the University of Iowa. They will evaluate your photographs for signs of diabetic retinopathy, a complication of diabetes. This new technique is called 'telediagnosis'. Until telediagnosis was available, you could only be screened in an ophthalmologist's office with a dilated retinal exam. Please give your best answer.

What number best expresses where you think the *quality* of the retinal exam is best:

1 (Better in ophthalmologist's office)	2	3 undecided	4 (Better through Telediagnosis)	5
-------------------------------------------	---	----------------	-------------------------------------	---

What number best expresses where you prefer to have the retinal exam:

1 (Prefer ophthalmologist's office)	2	3 undecided	4 (Prefer family physician)	5
----------------------------------------	---	----------------	--------------------------------	---

yes no Do you expect the camera flashlight to bother you?

yes no Do you expect the pupil dilating drops to bother you?

yes no In the past five years have you been examined by an ophthalmologist?

yes no Do you currently carry health insurance?

yes no Sometimes photographs can only be made if your pupils are made larger with a drop. Were you aware of this?

AFTER telediagnosis

What number best expresses your *satisfaction* with telediagnosis:

1 (Terrible)	2	3 undecided	4 1	5 (Very good)
-----------------	---	----------------	--------	------------------

What number best expresses your where you think the *quality* of the retinal exam is best::

1 (Better in ophthalmologist's office)	2	3 undecided	4 (Better through Telediagnosis)	5
-------------------------------------------	---	----------------	-------------------------------------	---

What number best expresses where you prefer to have the retinal exam now:

1 (Prefer ophthalmologist's office)	2	3 undecided	4 1	5 (Prefer family physician)
----------------------------------------	---	----------------	--------	--------------------------------

yes no Did the camera flashlight bother you?

yes no Did the pupil dilating drops bother you? not applicable

Questionnaire

Name _____

Date _____

BEFORE telediagnosis

Thank you for your willingness to participate in this research project.

You are about to undergo digital photographing and diagnosis over the internet by ophthalmologists who are retinal specialists at the University of Iowa. They will evaluate your photographs for signs of diabetic retinopathy, a complication of diabetes. This new technique is called 'telediagnosis'. Until telediagnosis was available, you could only be screened in an ophthalmologist's office with a dilated retinal exam. Please give your best answer.

What number best expresses where you think the *quality* of the retinal exam is best:

1 (Better in ophthalmologist's office)	2	3 undecided	4 (Better through Telediagnosis)	5
-------------------------------------------	---	----------------	-------------------------------------	---

What number best expresses where you prefer to have the retinal exam:

1 (Prefer ophthalmologist's office)	2	3 undecided	4	5 (Prefer family physician)
----------------------------------------	---	----------------	---	--------------------------------

yes no Do you expect the camera flashlight to bother you?

yes no Do you expect the pupil dilating drops to bother you?

yes no In the past five years have you been examined by an ophthalmologist?

yes no Do you currently carry health insurance?

yes no Sometimes photographs can only be made if your pupils are made larger with a drop. Were you aware of this?

AFTER telediagnosis

What number best expresses your *satisfaction* with telediagnosis:

1 (Terrible)	2	3 undecided	4	5 (Very good)
-----------------	---	----------------	---	------------------

What number best expresses your where you think the *quality* of the retinal exam is best::

1 (Better in ophthalmologist's office)	2	3 undecided	4 (Better through Telediagnosis)	5
-------------------------------------------	---	----------------	-------------------------------------	---

What number best expresses where you prefer to have the retinal exam now:

1 (Prefer ophthalmologist's office)	2	3 undecided	4 (Prefer family physician)	5
----------------------------------------	---	----------------	--------------------------------	---

yes no Did the camera flashlight bother you?

yes no Did the pupil dilating drops bother you? not applicable

Patient Questionnaire

Name

Date

BEFORE telediagnosis

Thank you for your willingness to participate in this research project.

You are about to undergo digital photographing and diagnosis over the internet by ophthalmologists who are retinal specialists at the University of Iowa. They will evaluate your photographs for signs of diabetic retinopathy, a complication of diabetes. This new technique is called 'telediagnosis'. Until telediagnosis was available, you could only be screened in an ophthalmologist's office with a dilated retinal exam. Please give your best answer.

What number best expresses where you think the *quality* of the retinal exam is best:

1 (Better in ophthalmologist's office)	2	3 undecided	4 (Better through Telediagnosis)	5
-------------------------------------------	---	----------------	-------------------------------------	---

What number best expresses where you prefer to have the retinal exam:

1 (Prefer ophthalmologist's office)	2	3 undecided	4 (Prefer family physician)	5
----------------------------------------	---	----------------	--------------------------------	---

- yes no Do you expect the camera flashlight to bother you?
- yes no Do you expect the pupil dilating drops to bother you?
- yes no In the past five years have you been examined by an ophthalmologist?
- yes no Do you currently carry health insurance?
- yes no Sometimes photographs can only be made if your pupils are made larger with a drop. Were you aware of this?

AFTER telediagnosis

What number best expresses your *satisfaction* with telediagnosis:

1 (Terrible)	2	3 undecided	4	5 (Very good)
-----------------	---	----------------	---	------------------

What number best expresses your where you think the *quality* of the retinal exam is best::

1 (Better in ophthalmologist's office)	2	3 undecided	4 (Better through Telediagnosis)	5
-------------------------------------------	---	----------------	-------------------------------------	---

What number best expresses where you prefer to have the retinal exam now:

1 (Prefer ophthalmologist's office)	2	3 undecided	4 (Prefer family physician)	5
----------------------------------------	---	----------------	--------------------------------	---

- yes no Did the camera flashlight bother you?
- yes no Did the pupil dilating drops bother you? not applicable

Patient questionnaire
BEFORE telediagnosis

Name: [Redacted] Date: [Redacted]

Thank you for your willingness to participate in this research project.

You are about to undergo digital photographing and diagnosis over the internet by ophthalmologists who are retinal specialists at the University of Iowa. They will evaluate your photographs for signs of diabetic retinopathy, a complication of diabetes. This new technique is called 'telediagnosis'. Until telediagnosis was available, you could only be screened in an ophthalmologist's office with a dilated retinal exam.

Please give your best answer to the following questions

Circle where you expect the quality of the retinal exam to be better:

① 2 3 4 5
Ophthalmologist's office Telediagnosis

Circle which retinal exam you prefer:

① 2 3 4 5
Ophthalmologist's office Telediagnosis

- yes no Do you expect the camera flashlight to bother you
- yes no Do you expect the pupil dilating drops to bother you
- yes no In the past five years have you been examined by an ophthalmologist
- yes no Do you currently carry health insurance
- yes no In some cases the photographs can only be made if your pupils are dilated with a drop. Were you aware of this?

Patient questionnaire
AFTER telediagnosis results have been discussed

Name: _____ Date: _____

Circle your satisfaction with digital photography of your retina

1 2 3 4 ⑤
Terrible Very good

Circle where you think the retinal exam is better:

1 2 3 4 ⑤
Ophthalmologist's office Telediagnosis

Circle which retinal exam you prefer now:

1 2 3 4 ⑤
Ophthalmologist's office Telediagnosis

- yes no Did the camera flashlight bother you
- yes no Did the pupil dilating drops bother you

After form is completed, please enter into Excel spreadsheet or send to:

Dr. Michael D. Abramoff, MD, PhD
Department of Ophthalmology and Visual Sciences
PFP 11290C
University of Iowa Hospitals and Clinics
200 Hawkins, Iowa City, IA 52242
Tel (319) 384 5833, fax: (319) 353 7996

Patient questionnaire
BEFORE telediagnosis

Name: [redacted]

Date: [redacted]

Thank you for your willingness to participate in this research project. You are about to undergo digital photographing and diagnosis over the internet by ophthalmologists who are retinal specialists at the University of Iowa. They will evaluate your photographs for signs of diabetic retinopathy, a complication of diabetes. This new technique is called 'telediagnosis'. Until telediagnosis was available, you could only be screened in an ophthalmologist's office with a dilated retinal exam.

Please give your best answer to the following questions

Circle where you expect the quality of the retinal exam to be better:

1 2 3 4 5
Ophthalmologist's office Telediagnosis

Circle which retinal exam you prefer:

1 2 3 4 5
Ophthalmologist's office Telediagnosis

- yes no Do you expect the camera flashlight to bother you
- yes no Do you expect the pupil dilating drops to bother you
- yes no In the past five years have you been examined by an ophthalmologist
- yes no Do you currently carry health insurance
- yes no In some cases the photographs can only be made if your pupils are dilated with a drop. Were you aware of this?

Patient questionnaire
AFTER telediagnosis results have been discussed

Name: _____

Date: _____

Circle your satisfaction with digital photography of your retina

1 2 3 4 5
Terrible Very good

Circle where you think the retinal exam is better:


1 2 3 4 5
Ophthalmologist's office Telediagnosis

Circle which retinal exam you prefer now:

1 2 3 4 5
Ophthalmologist's office Telediagnosis

- yes no Did the camera flashlight bother you
- yes no Did the pupil dilating drops bother you

After form is completed, please enter into Excel spreadsheet or send to:
Dr. Michael D. Abramoff, MD, PhD
Department of Ophthalmology and Visual Sciences
PFP 11290C
University of Iowa Hospitals and Clinics
200 Hawkins, Iowa City, IA 52242
Tel (319) 384 5833, fax: (319) 353 7996



m

Patient Questionnaire

Name _____

Date _____

BEFORE telediagnosis

Thank you for your willingness to participate in this research project.

You are about to undergo digital photographing and diagnosis over the internet by ophthalmologists who are retinal specialists at the University of Iowa. They will evaluate your photographs for signs of diabetic retinopathy, a complication of diabetes. This new technique is called 'telediagnosis'. Until telediagnosis was available, you could only be screened in an ophthalmologist's office with a dilated retinal exam. Please give your best answer.

What number best expresses where you think the *quality* of the retinal exam is best:

1 (Better in ophthalmologist's office)	2	3 undecided	4 (Better through Telediagnosis)	5
-------------------------------------------	---	----------------	-------------------------------------	---

What number best expresses where you prefer to have the retinal exam:

1 (Prefer ophthalmologist's office)	2	3 undecided	4 (Prefer family physician)	5
----------------------------------------	---	----------------	--------------------------------	---

yes no Do you expect the camera flashlight to bother you?

yes no Do you expect the pupil dilating drops to bother you?

yes no In the past five years have you been examined by an ophthalmologist?

yes no Do you currently carry health insurance?

yes no Sometimes photographs can only be made if your pupils are made larger with a drop. Were you aware of this?

AFTER telediagnosis

What number best expresses your *satisfaction* with telediagnosis:

1 (Terrible)	2	3 undecided	4	5 (Very good)
-----------------	---	----------------	---	------------------

What number best expresses your where you think the *quality* of the retinal exam is best::

1 (Better in ophthalmologist's office)	2	3 undecided	4 (Better through Telediagnosis)	5
-------------------------------------------	---	----------------	-------------------------------------	---

What number best expresses where you prefer to have the retinal exam now:

1 (Prefer ophthalmologist's office)	2	3 undecided	4 (Prefer family physician)	5
----------------------------------------	---	----------------	--------------------------------	---

yes no Did the camera flashlight bother you?

yes no Did the pupil dilating drops bother you? not applicable

Patient questionnaire
BEFORE telediagnosis

Name: _____

Date: _____

Thank you for your willingness to participate in this research project.

You are about to undergo digital photographing and diagnosis over the internet by ophthalmologists who are retinal specialists at the University of Iowa. They will evaluate your photographs for signs of diabetic retinopathy, a complication of diabetes. This new technique is called 'telediagnosis'. Until telediagnosis was available, you could only be screened in an ophthalmologist's office with a dilated retinal exam.

Please give your best answer to the following questions

Circle where you expect the quality of the retinal exam to be better:

1 2 3 4 5
Ophthalmologist's office Telediagnosis

Circle which retinal exam you prefer:

1 2 3 4 5
Ophthalmologist's office Telediagnosis

- yes no Do you expect the camera flashlight to bother you
 yes no Do you expect the pupil dilating drops to bother you
 yes no In the past five years have you been examined by an ophthalmologist
 yes no Do you currently carry health insurance
 yes no In some cases the photographs can only be made if your pupils are dilated with a drop. Were you aware of this?

Patient questionnaire

AFTER telediagnosis results have been discussed

Name: _____

Date: _____

Circle your satisfaction with digital photography of your retina

1 2 3 4 5
Terrible Very good

Circle where you think the retinal exam is better:

1 2 3 4 5
Ophthalmologist's office Telediagnosis

Circle which retinal exam you prefer now:

1 2 3 4 5
Ophthalmologist's office Telediagnosis

- yes no Did the camera flashlight bother you
 yes no pupil dilating drops bother you

After form is completed, please enter into Excel spreadsheet or send to:

Dr. Michael D. Abramoff, MD, PhD

Department of Ophthalmology and Visual Sciences

PFP 11290C

University of Iowa Hospitals and Clinics

200 Hawkins, Iowa City, IA 52242

Tel (319) 384 5833, fax: (319) 353 7996

Patient questionnaire
BEFORE telediagnosis

Name: [redacted]

Date: [redacted]

Thank you for your willingness to participate in this research project.

You are about to undergo digital photographing and diagnosis over the internet by ophthalmologists who are retinal specialists at the University of Iowa. They will evaluate your photographs for signs of diabetic retinopathy, a complication of diabetes. This new technique is called 'telediagnosis'. Until telediagnosis was available, you could only be screened in an ophthalmologist's office with a dilated retinal exam.

Please give your best answer to the following questions

Circle where you expect the quality of the retinal exam to be better:

1 2 3 4 5
Ophthalmologist's office Telediagnosis

Circle which retinal exam you prefer:

1 2 3 4 5
Ophthalmologist's office Telediagnosis

- yes no Do you expect the camera flashlight to bother you
- yes no Do you expect the pupil dilating drops to bother you
- yes no In the past five years have you been examined by an ophthalmologist
- yes no Do you currently carry health insurance
- yes no In some cases the photographs can only be made if your pupils are dilated with a drop. Were you aware of this?

Patient questionnaire
AFTER telediagnosis results have been discussed

Name: _____

Date: _____

Circle your satisfaction with digital photography of your retina

1 2 3 4 5
Terrible Very good

Circle where you think the retinal exam is better:

1 2 3 4 5
Ophthalmologist's office Telediagnosis

Circle which retinal exam you prefer now:

1 2 3 4 5
Ophthalmologist's office Telediagnosis

- yes no Did the camera flashlight bother you
- yes no Did the pupil dilating drops bother you

After form is completed, please enter into Excel spreadsheet or send to:

Dr. Michael D. Abramoff, MD, PhD
Department of Ophthalmology and Visual Sciences
PFP 11290C
University of Iowa Hospitals and Clinics
200 Hawkins, Iowa City, IA 52242
Tel (319) 384 5833, fax: (319) 353 7996

Patient questionnaire BEFORE telediagnosis

Name: _____ Date: _____

Thank you for your willingness to participate in this research project. You are about to undergo digital photographing and diagnosis over the internet by ophthalmologists, retinal specialists at the University of Iowa. They will evaluate your photographs for signs of diabetic retinopathy, a complication of diabetes. This new technique is called 'telediagnosis'. Until telediagnosis was available, you could only be screened in an ophthalmologist's office with a dilated retinal exam.

Please give your best answer to the following questions

Circle where you expect the quality of the retinal exam to be better:

1 2 3 4 5
Ophthalmologist's office Telediagnosis

Circle which retinal exam you prefer:

1 2 3 4 5
Ophthalmologist's office Telediagnosis

- yes no Do you expect the camera flashlight to bother you
- yes no Do you expect the pupil dilating drops to bother you
- yes no In the past five years have you been examined by an ophthalmologist
- yes no Do you currently carry health insurance
- yes no In some cases the photographs can only be made if your pupils are dilated with a drop. Were you aware of this?

Patient questionnaire AFTER telediagnosis results have been discussed

Name: _____ Date: _____

Circle your satisfaction with digital photography of your retina

1 2 3 4 5
Terrible Very good

Circle where you think the retinal exam is better:

1 2 3 4 5
Ophthalmologist's office Telediagnosis

Circle which retinal exam you prefer now:

1 2 3 4 5
Ophthalmologist's office Telediagnosis

- yes no Did the camera flashlight bother you
- yes no Did the pupil dilating drops bother you

After form is completed, please enter into Excel spreadsheet or send to:
Dr. Michael D. Abramoff, MD, PhD
Department of Ophthalmology and Visual Sciences
PFP 11290C
University of Iowa Hospitals and Clinics
200 Hawkins, Iowa City, IA 52242
Tel (319) 384 5833, fax: (319) 353 7996

Patient questionnaire
BEFORE telediagnosis

Name: [redacted]

Date: [redacted]

Thank you for your willingness to participate in this research project.

You are about to undergo digital photographing and diagnosis over the internet by ophthalmologists who are retinal specialists at the University of Iowa. They will evaluate your photographs for signs of diabetic retinopathy, a complication of diabetes. This new technique is called 'telediagnosis'. Until telediagnosis was available, you could only be screened in an ophthalmologist's office with a dilated retinal exam.

Please give your best answer to the following questions

Circle where you expect the quality of the retinal exam to be better:

1 2 3 4 5
Ophthalmologist's office Telediagnosis

Circle which retinal exam you prefer:

1 2 3 4 5
Ophthalmologist's office Telediagnosis

- yes no Do you expect the camera flashlight to bother you
- yes no Do you expect the pupil dilating drops to bother you
- yes no In the past five years have you been examined by an ophthalmologist
- yes no Do you currently carry health insurance
- yes no In some cases the photographs can only be made if your pupils are dilated with a drop. Were you aware of this?

Patient questionnaire

AFTER telediagnosis results have been discussed

Name: _____

Date: _____

Circle your satisfaction with digital photography of your retina

1 2 3 4 5
Terrible Very good

Circle where you think the retinal exam is better:

1 2 3 4 5
Ophthalmologist's office Telediagnosis



Circle which retinal exam you prefer now:

1 2 3 4 5
Ophthalmologist's office Telediagnosis

- yes no Did the camera flashlight bother you [redacted]
- yes no Did the pupil dilating drops bother you [redacted]

After form is completed, please enter into Excel spreadsheet or send to:

Dr. Michael D. Abramoff, MD, PhD
Department of Ophthalmology and Visual Sciences
PFP 11290C
University of Iowa Hospitals and Clinics
200 Hawkins, Iowa City, IA 52242
Tel (319) 384 5833, fax: (319) 353 7996



Patient questionnaire
BEFORE telediagnosis

Name: _____

Date: _____

Thank you for your willingness to participate in this research project.

You are about to undergo digital photographing and diagnosis over the internet by ophthalmologists who are retinal specialists at the University of Iowa. They will evaluate your photographs for signs of diabetic retinopathy, a complication of diabetes. This new technique is called 'telediagnosis'. Until telediagnosis was available, you could only be screened in an ophthalmologist's office with a dilated retinal exam.

Please give your best answer to the following questions

Circle where you expect the quality of the retinal exam to be better:

1 2 3 4 5
Ophthalmologist's office Telediagnosis

Circle which retinal exam you prefer:

1 2 3 4 5
Ophthalmologist's office Telediagnosis

- yes no Do you expect the camera flashlight to bother you
- yes no Do you expect the pupil dilating drops to bother you
- yes no In the past five years have you been examined by an ophthalmologist
- yes no Do you currently carry health insurance
- yes no In some cases the photographs can only be made if your pupils are dilated with a drop. Were you aware of this?

Patient questionnaire

AFTER telediagnosis results have been discussed

Name: _____

Date: _____

Circle your satisfaction with digital photography of your retina

1 2 3 4 5
Terrible Very good

Circle where you think the retinal exam is better:

1 2 3 4 5
Ophthalmologist's office Telediagnosis

Circle which retinal exam you prefer now:

1 2 3 4 5
Ophthalmologist's office Telediagnosis

- yes no Did the camera flashlight bother you
- yes no Did the pupil dilating drops bother you

After form is completed, please enter into Excel spreadsheet or send to:

Dr. Michael D. Abramoff, MD, PhD
Department of Ophthalmology and Visual Sciences
PEP 11290C
University of Iowa Hospitals and Clinics
200 Hawkins, Iowa City, IA 52242
Tel (319) 384 5833, fax: (319) 353 7996