

Research Article

The Effect of Continuous and Pulse Input Nutrient on a Lake Model

Yongfeng Li,¹ Dongliang Xie,¹ and Jing-An Cui²

¹ Department of Mathematics and Information Science, Zhengzhou University of Light Industry, Zhengzhou 450002, Henan, China

² School of Science, Beijing University of Civil Engineering and Architecture, Beijing 100044, China

Correspondence should be addressed to Yongfeng Li; yfli2003@163.com

Received 11 January 2014; Accepted 5 March 2014; Published 6 May 2014

Academic Editor: Zhijun Liu

Copyright © 2014 Yongfeng Li et al. This is an open access article distributed under the Creative Commons Attribution License, which permits unrestricted use, distribution, and reproduction in any medium, provided the original work is properly cited.

In an aquatic environment, a mathematical model consisting of nutrient, phytoplankton, and zooplankton has been considered, where excretion of zooplankton is considered as one of the sources of nutrient. We investigate the effect of the input rate of the limiting nutrient from outside on controlling algal bloom. First, we consider input limiting nutrient continuously, obtain the system has two boundary equilibria, and analyze the existence of the positive equilibrium by means of stability analysis, we get conditions for the stability of the equilibria. Then, we consider input limiting nutrient impulsively. We get the exact expression of the boundary periodic solution and obtain the condition for the stability of the periodic boundary solution. We also consider the effect of temperature on the system and give a model of Taihu Lake as an example. Finally, we give numerical simulation of our results and explain the effect of input limiting nutrient on controlling bloom of the lake system.

1. Introduction

In recent years, many mathematical models of ecosystems have been proposed and used for understanding complex aspects of marine ecosystems, especially eutrophication problem. Eutrophication is a serious “disease” of lakes around the world. It has badly damaged lake ecosystem health and has resulted in an imbalance between biological components, decreasing of biodiversity, and resilience. The adverse effects on human health, commercial fisheries, tourism, and environment are well established. A very important step towards protection and restoration of a lake is to limit, divert, or treat excessive nutrient, organic, and silt loads [1].

Many models including nutrient concentration has been studied by [2–6]. Hallam [7] studied stability and persistence properties of a family of nutrient-controlled plankton models and obtained necessary and sufficient conditions for persistence. Gard [8] studied a nutrient-phytoplankton-zooplankton (NPZ) model with generalized functional response and obtained sharper criteria for persistence. A phytoplankton-zooplankton model was studied by Steffen et al. [9]; local and global behavior of the model were obtained. Busenberg et al. [10] demonstrated coexistence of

plankton population in an orbitally stable oscillatory mode for a nutrient-plankton model.

In this paper, we consider the model consisting of three ordinary differential equations for three dynamical variables, that is, the densities of limiting nutrient (N), phytoplankton (P), and zooplankton (Z). A NPZ model has been studied by [11, 12, 12–18] that modified the model of [11, 19] and investigated zooplankton mortality and dynamical behavior of the model. A top predator invasion into the NPZ model was studied by [15], the paper considered possible consequences of biological invasion in an epipelagic ecosystem. References [16, 18] used a general function to describe the nutrient uptake rates of phytoplankton and zooplankton and herbivore grazing.

The model that we examined is based on NPZ model of [12–18]. The model differs from [12, 15] as a closed system is replaced by an open system; that is, we consider external inflow nutrient except for internal factors. In [16], nutrients absorbed by phytoplankton and zooplankton have been completely digested and absorbed and converted phytoplankton growth; zooplankton-nutrient conversion and phytoplankton-nutrient conversion are total conversion. In [16, 18], the excretion of phytoplankton and zooplankton

is nutrient. In fact, zooplankton-nutrient conversion and phytoplankton-nutrient conversion are part conversion, and part of phytoplankton and zooplankton excretion is nutrient. So, we consider modified phytoplankton nutrient conversion and zooplankton excretion.

Water bloom takes place frequently in China, such as Taihu Lake, Chaohu Lake, and Dianchi Lake. The main reason for this phenomenon is that many kinds of pollutant have been discharged into lakes, therefore, it is very important to investigate nutrition input from outside. In the following, we take Taihu Lake as an example to explain the main reason of eutrophication.

Through investigating the input and output balance relationship of a lake nitrogen (N), phosphorus (P) and chemical oxygen demand (COD), we show that sediment is the main source of nutrient salt. This result provide information for studying lake eutrophication. Table 1 is statistical data of discharge amount for Taihu area in 2004 [20, page 25], where X , Y , and H_1 are industry pollution discharge, H_2 is life pollution discharge, H_3 is agricultural pollution discharge, H_4 is water and soil drained away, H_5 is poultry cultivation pollution, H_6 is aquatic cultivation pollution, H_7 is lake tourism pollution, H_8 is rain dropping, H_9 is dust falling, and H_{10} is ships pollution.

From Table 1, we can know that the main pollution source of Taihu Lake is the pollution from life and agriculture and poultry cultivation, so we can control water bloom by control these pollution inputs. So, in this paper, we consider the effect of nutrient coming from outside on the dynamics of the model and want to control bloom mainly by controlling the amount of outside nutrient. First, we consider input limiting nutrient continuously. Then we consider input limiting nutrient impulsively. System with impulsive effects describing evolution processes is characterized by the fact that at certain moments of time they abruptly experience a change of state. Processes of such character are studied in almost every domain of applied sciences. Theories of impulsive differential equations are found in the books [23, 24]. In recent years, their applications can be found in many domains of applied sciences [21, 22, 25–27].

The paper is arranged like this. In Section 2, we give a continuous input nutrient model, obtain the boundary equilibrium of the model, and analyze its stability; we also investigate the existence of the positive equilibrium and discuss its stability. In Section 3, pulse input nutrient is considered, nutrient flow into the lake every τ period. We obtain the exact boundary periodic solution of the impulsive input nutrient system. Using Floquet theory for the impulsive differential equation and small-amplitude perturbation skills and techniques of comparison, we prove that the boundary periodic solution is locally asymptotically stable if $((k_1 + (\lambda - k_1) \exp(-d\tau))/(k_1 + (\lambda - k_1) \exp(-d\tau))) > \exp(-d\tau(m_1 + d_1)/wr)$. But, in fact, the growth rate of algal is affected by temperature, so we consider the effect of temperature on the system in Section 4 and give an example of Taihu Lake. Finally, we give a brief discussion of our results and further numerical simulation; we also explain the effect of input limiting nutrient on controlling bloom of the lake system.

2. Continuous Input Nutrient

In a real open marine ecosystem, we consider the following continuous NPZ model:

$$\begin{aligned} \dot{N}(t) &= \lambda - dN(t) - \frac{rN(t)P(t)}{k_1 + N(t)} + \alpha m_1 P(t) \\ &\quad + \beta m_2 Z(t) + \frac{\gamma \mu P(t)Z(t)}{k_2 + P(t)}, \\ \dot{P}(t) &= \frac{wrN(t)P(t)}{k_1 + N(t)} - m_1 P(t) - d_1 P(t) - \frac{\mu P(t)Z(t)}{k_2 + P(t)}, \\ \dot{Z}(t) &= \frac{\eta \mu P(t)Z(t)}{k_2 + P(t)} - m_2 Z(t) - d_2 Z(t), \end{aligned} \quad (1)$$

where $N(t)$ is the amount of limiting nutrient at time t , $P(t)$ is the biomass of phytoplankton at time t , and $Z(t)$ is the biomass of zooplankton at time t . The parameter λ represents the input rate of the limiting nutrient from the environment, d is loss rate of the nutrient, $r(\mu)$ is maximum phytoplankton (zooplankton) growth rate, $m_1(m_2)$ is phytoplankton (zooplankton) natural mortality and respiration rate, $d_1(d_2)$ is removal rate of phytoplankton (zooplankton), k_1 is half saturation constant for nutrient uptake, k_2 is half saturation constant for zooplankton grazing, $w(\eta)$ is phytoplankton (zooplankton) efficiency coefficient, γ is zooplankton excretion coefficient, and $\alpha(\beta)$ is regeneration of nutrient from decomposition of phytoplankton (zooplankton).

Here the uptake kinetics of the nutrient and consumption of phytoplankton by zooplankton are described by a Michaelis-Menten-Monod function which is nonnegative, increasing, and equal to zero in the absence of nutrient (phytoplankton); see [13]. Obviously, we have $w \leq 1$, $\alpha \leq 1$, $\beta \leq 1$, and $\eta + \gamma \leq 1$. Natural mortality and respiration rate of the plankton are assumed by other authors to be linear losses.

First, we show that solutions of system (1) always exist for all $t > 0$. Since $\dot{P}|_{P=0} = 0$, $\dot{Z}|_{Z=0} = 0$, and $\dot{N}|_{N=0} \geq \lambda > 0$, we have $N(t) \geq 0$, $P(t) \geq 0$, and $Z(t) \geq 0$ for all $t > 0$. Then the solutions of system (1) are nonnegative for $t > 0$.

We use realistic values of model parameters obtained from different sources and summarized in Table 2. In the following, we investigate the existence and stability of equilibria of the system (1).

2.1. Existence of Equilibria of the System (1). It is easy to calculate the system (1) that always has a boundary equilibrium denoted by $E_0 = (N^0, 0, 0) = (\lambda/d, 0, 0)$. It also has a boundary equilibrium $\hat{E} = (\hat{N}, \hat{P}, 0)$ if $wr - m_1 - d_1 > 0$ and $\lambda > ((dk_1(m_1 + d_1))/(wr - m_1 - d_1)) \triangleq \lambda^0$ hold, where

$$\begin{aligned} \hat{N} &= \frac{k_1(m_1 + d_1)}{wr - m_1 - d_1}, \\ \hat{P} &= \frac{\lambda - d\hat{N}}{d_1} = \frac{w(\lambda wr - (\lambda + dk_1)(m_1 + d_1))}{(wr - m_1 - d_1)(m_1(1 - w\alpha) + d_1)}. \end{aligned} \quad (2)$$

TABLE 1: System parameters and ranges of their values used in the model.

Parameters	Units	Meaning of the parameters	Literature values
λ	$\text{mg L}^{-1} \text{ day}^{-1}$	Input rate of limiting nutrient	0–1.5 [21]
d	day^{-1}	Loss rate of limiting nutrient	0.1 [22]
r	day^{-1}	Maximum growth rate of phytoplankton	0.3 [21]
μ	day^{-1}	Maximum growth rate of zooplankton	0.6–1.4 [12]
k_1	mg L^{-1}	Half saturation constant for nutrient uptake	0.02–0.15 [12, 19]
k_2	mg L^{-1}	Half saturation constant for zooplankton grazing	0.02–0.1 [12, 19]
m_1	day^{-1}	Death rate of phytoplankton	0.15 [22]
m_2	day^{-1}	Death rate of zooplankton	0.1 [22]
d_1	day^{-1}	Removal rate of phytoplankton from the system	0.1 [22]
d_2	day^{-1}	Removal rate of zooplankton from the system	0.1 [22]
w	—	Phytoplankton efficiency coefficient	1 [12]
η	—	Zooplankton efficiency coefficient	0.2–0.5 [12]
α	—	Regeneration of nutrient from decomposition of phytoplankton	1 [12]
β	—	Regeneration of nutrient from decomposition of zooplankton	0.5–0.9 [12, 19]
γ	—	Zooplankton excretion coefficient	0.5–0.9 [12]

In the following, we consider the positive equilibrium denoted by $E^* = (N^*, P^*, Z^*)$; then N^*, P^*, Z^* must satisfy

$$\lambda - dN - \frac{rNP}{k_1 + N} + \alpha m_1 P + \beta m_2 Z + \frac{\gamma \mu PZ}{k_2 + P} = 0, \quad (3)$$

$$\frac{wrN}{k_1 + N} - m_1 - d_1 - \frac{\mu Z}{k_2 + P} = 0, \quad (4)$$

$$\frac{\eta \mu P}{k_2 + P} - m_2 - d_2 = 0. \quad (5)$$

From (5) we have $P^* = k_2(m_2 + d_2)/(\eta\mu - m_2 - d_2)$, so P^* is positive if $\eta\mu - m_2 - d_2 > 0$. In the following, we consider the existence of N^* and Z^* under the condition $\eta\mu - m_2 - d_2 > 0$. Substituting P^* into (3) and (5), we get

$$\begin{aligned} \lambda - dN - \frac{rk_2(m_2 + d_2)N}{(\eta\mu - m_2 - d_2)(k_1 + N)} + \frac{\alpha m_1 k_2(m_2 + d_2)}{\eta\mu - m_2 - d_2} \\ + \beta m_2 Z + \frac{\gamma(m_2 + d_2)Z}{\eta} = 0, \\ \frac{wrN}{k_1 + N} - m_1 - d_1 - \frac{(\eta\mu - m_2 - d_2)Z}{k_2\eta} = 0. \end{aligned} \quad (6)$$

That is,

$$-dN^2 + a_1 N + k_1 a_2 Z + a_2 NZ + a_3 = 0, \quad (7)$$

$$Z = c_1 - \frac{c_2}{k_1 + N}, \quad (8)$$

where $a_1 = \lambda - dk_1 + (k_2(m_2 + d_2)(\alpha m_1 - r)/(\eta\mu - m_2 - d_2))$, $a_2 = (\beta m_2 + (\gamma(m_2 + d_2)/\eta)) > 0$, $a_3 = (\lambda k_1 + (\alpha m_1 k_1 k_2(m_2 + d_2)/(\eta\mu - m_2 - d_2))) > 0$, $c_1 = k_2\eta(wr - m_1 - d_1)/(\eta\mu - m_2 - d_2)$,

and $c_2 = wrk_1 k_2 \eta / (\eta\mu - m_2 - d_2) > 0$. Equation (7) can also be rewritten as

$$Z = b_1(k_1 + N) - \frac{b_2}{k_1 + N} - g, \quad (9)$$

with

$$b_1 = \frac{d}{a_2} = \frac{d}{\beta m_2 + (\gamma(m_2 + d_2)/\eta)} > 0,$$

$$b_2 = \frac{a_3 - k_1(dk_1 + a_1)}{a_2}$$

$$= k_1 k_2 (m_2 + d_2) r$$

$$\times \left((\eta\mu - m_2 - d_2) \left(\beta m_2 + \frac{\gamma(m_2 + d_2)}{\eta} \right) \right)^{-1} > 0,$$

$$g = \frac{2dk_1 + a_1}{a_2}$$

$$= ((\lambda + dk_1)(\eta\mu - m_2 - d_2) + k_2(m_2 + d_2)(\alpha m_1 - r))$$

$$\times \left((\eta\mu - m_2 - d_2) \left(\beta m_2 + \frac{\gamma(m_2 + d_2)}{\eta} \right) \right)^{-1}.$$

(10)

From (8), we have $Z'|_N = c_2/(k_1 + N)^2 > 0$, so, Z is a monotonous increasing function about N , and the asymptotes are $N = -k_1$ and $Z = c_1$. In the same way, for (9), $Z'|_N = b_1 + (b_2/(k_1 + N)^2) > 0$, Z is a monotonous increasing function about N , and the asymptotes are $N = -k_1$ and $Z = b_1(k_1 + N) - g$. Neglecting the left branches of

TABLE 2: Pollutant discharge amount of Taihu Lake area in 1998.

Source of pollution	CODcr		TN		TP	
	$X/(t/a)$	Y/%	$X/(t/a)$	Y/%	$X/(t/a)$	Y/%
H_1	160 478.2	21.51	4041.8	3.71	264.74	1.70
H_2	197 470.2	26.47	32 911.7	30.22	7477.10	47.89
H_3	272 805.7	36.59	53 970.0	49.54	3990.41	25.56
H_4	8585.0	1.15	800.0	0.73	192.00	1.22
H_5	37 850.0	5.08	6710.0	6.16	2820.00	18.06
H_6	40 791.9	5.47	5703.9	5.24	634.92	4.07
H_7	150.2	0.02	81.1	0.07	5.60	0.04
H_8	23 595.0	3.16	2759.5	2.53	60.10	0.39
H_9	—	—	420.9	0.39	33.00	0.21
H_{10}	3883.7	0.05	1538.2	1.41	132.02	0.86
Total	745 609.9	100.0	108 937.1	100.0	15 609.89	100.0

figures of (8) and (9), the Figures of (8) and (9) are shown in Figures 1(a) and 1(b). If we want the curve of (8) and the curve of (9) to intersect in the first quadrant, we must have $c_1 > 0$; that is, $wr - m_1 - d_1 > 0$. If $Z = 0$ in (8) and (9), we can calculate $A \triangleq (N_1, 0) = ((c_2/c_1) - k_1, 0)$ and $C \triangleq (N_2, 0) = ((1/2b_1)(g - 2b_1k_1 + \sqrt{g^2 + 4b_1b_2}), 0)$. While $N_1 = (c_2/c_1) - k_1 = (m_1 + d_1)k_1/(wr - m_1 - d_1) > 0$ if $wr - m_1 - d_1 > 0$; that is, $N_1 = \widehat{N}$.

If $N_1 < N_2$, then the figures of (8) and (9) only have a positive intersection point; that is,

$$k_2(m_2 + d_2)(wr - m_1 - d_1)(m_1(1 - w\alpha) + d_1) + w(m_2 + d_2 - \eta\mu)(wr\lambda - (\lambda + dk_1)(m_1 + d_1)) < 0. \tag{11}$$

That is, $\lambda > (k_2(m_2 + d_2)(wr - m_1 - d_1)(m_1(1 - w\alpha) + d_1) + w(\eta\mu - m_2 - d_2)dk_1(m_1 + d_1)) / w(\eta\mu - m_2 - d_2)(wr - m_1 - d_1) \triangleq \lambda^*$. Obviously, $\lambda^* > \lambda^0$. If $N_1 = N_2$, then (8) and (9) only intersect on the positive N axis; that is, $Z = 0$ and $\lambda = \lambda^*$; then $P^* = \widehat{P}$. In this condition, the equilibrium only has $\widehat{E} = (\widehat{N}, \widehat{P}, 0)$.

According to the above statement, we know that the system (1) only has a positive equilibrium if $\eta\mu - m_2 - d_2 > 0$, $wr - m_1 - d_1 > 0$, and $\lambda > \lambda^*$.

The existence of equilibria is summarized as follows:

- (i) $E_0 = (N^0, 0, 0)$ always exists;
- (ii) $\widehat{E} = (\widehat{N}, \widehat{P}, 0)$ exists if $wr - m_1 - d_1 > 0$ and $\lambda > \lambda^0$ hold;
- (iii) $E^* = (N^*, P^*, Z^*)$ exists if $wr - m_1 - d_1 > 0$, $\eta\mu - m_2 - d_2 > 0$, and $\lambda > \lambda^*$.

2.2. *Stability of Equilibria of the System (1).* First, we know that all solutions of (1) are uniformly ultimately bounded, that is,

Theorem 1. For each positive solution $x(t) = (N(t), P(t), Z(t))$ of system (1) there exists a constant $M > 0$, such that $N(t) \leq M$, $P(t) \leq M$, and $Z(t) \leq M$ with t large enough.

Proof. Define a function $L(t, x)$ such that $L(t, x) = N(t) + P(t) + Z(t)$. Then $L(t, x) \in V_0$ and the upper right derivative of $L(t, x)$ along a solution of system (1) is described as

$$\begin{aligned} D^+L(t, x)|_{(1)} &= \lambda - dN + (\alpha - 1)m_1P \\ &\quad + (\beta - 1)m_2Z - d_1P - d_2Z \\ &\quad + (w - 1)\frac{rNP}{k_1 + N} + (\gamma + \eta - 1)\frac{\mu PZ}{k_2 + P} \\ &\leq \lambda - dN - (d_1 + (1 - \alpha)m_1)P \\ &\quad - (d_2 + (1 - \beta)m_2)Z \\ &\leq \lambda - \widehat{d}L(t, x), \end{aligned} \tag{12}$$

where $\widehat{d} = \min\{d, d_1 + (1 - \alpha)m_1, d_2 + (1 - \beta)m_2\}$. Hence $D^+L(t, x)|_{(1)} \leq -\widehat{d}L(t, x) + \lambda$. So, we have

$$L(t, x) \leq \frac{\lambda}{\widehat{d}} + \left(L(0) - \frac{\lambda}{\widehat{d}}\right)e^{-\widehat{d}t} \rightarrow \frac{\lambda}{\widehat{d}}, \quad t \rightarrow \infty. \tag{13}$$

Therefore, $L(t, x)$ is ultimately bounded by a constant and there exists a constant $M > 0$, such that $N(t) \leq M$, $P(t) \leq M$, and $Z(t) \leq M$, for each solution $x(t) = (N(t), P(t), Z(t))$ of system (1) with t large enough. The proof is complete. \square

In the following, we let $E_0 = (N_0, P_0, Z_0)$ be any equilibrium of system (1); then the Jacobian matrix about E_0 is given by

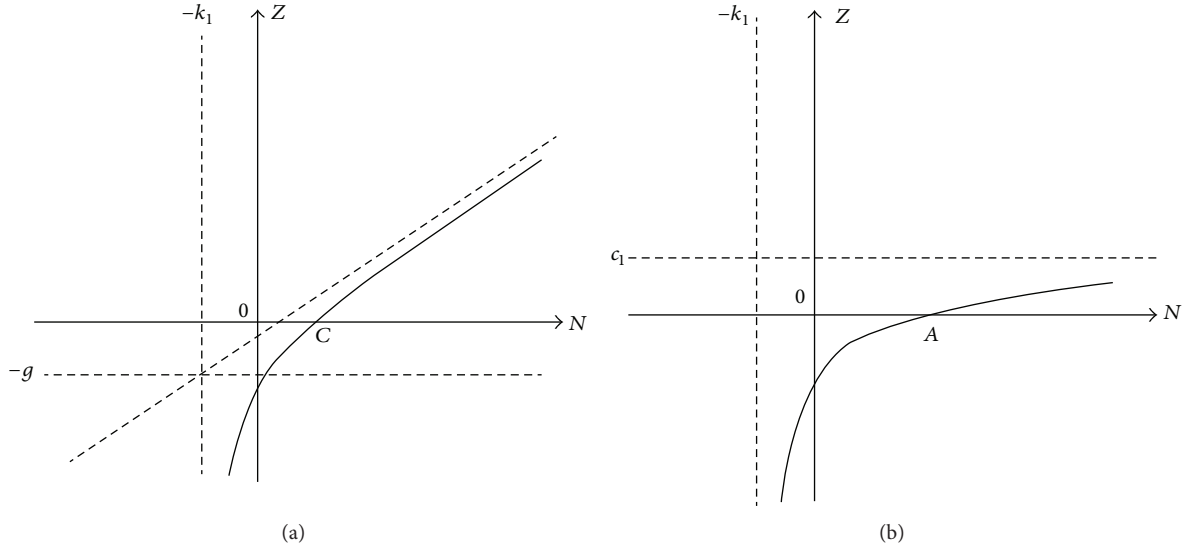


FIGURE 1: Figures of (8) and (9), where (a) is the figure of (9) and (b) is the figure of (8).

$$J|_{E_0} = \begin{pmatrix} -d - \frac{rk_1P_0}{(k_1 + N_0)^2} & -\frac{rN_0}{k_1 + N_0} + \alpha m_1 + \frac{\gamma\mu k_2 Z_0}{(k_2 + P_0)^2} & \beta m_2 + \frac{\gamma\mu P_0}{k_2 + P_0} \\ \frac{wrk_1P_0}{(k_1 + N_0)^2} & \frac{wrN_0}{k_1 + N_0} - m_1 - d_1 - \frac{\mu k_2 Z_0}{(k_2 + P_0)^2} & -\frac{\mu P_0}{k_2 + P_0} \\ 0 & \frac{\eta\mu k_2 Z_0}{(k_2 + P_0)^2} & \frac{\eta\mu P_0}{k_2 + P_0} - m_2 - d_2 \end{pmatrix}, \quad (*)$$

denoted by

$$J|_{E_0} = \begin{pmatrix} a_{11} & a_{12} & a_{13} \\ a_{21} & a_{22} & a_{23} \\ 0 & a_{32} & a_{33} \end{pmatrix}; \quad (14)$$

then the characteristic equation about E_0 is: $\lambda^3 + p_1\lambda^2 + p_2\lambda + p_3 = 0$, where

$$\begin{aligned} p_1 &= -(a_{11} + a_{22} + a_{33}), \\ p_2 &= a_{11}a_{22} + a_{11}a_{33} + a_{22}a_{33} - a_{21}a_{12} - a_{23}a_{32}, \\ p_3 &= a_{12}a_{21}a_{33} - a_{11}a_{22}a_{33} - a_{21}a_{32}a_{13} + a_{11}a_{23}a_{32}. \end{aligned} \quad (15)$$

About the stability of the equilibrium E^0 , \hat{E} , and E^* , we have the following results.

Theorem 2. *The steady state E^0 of system (1) is locally asymptotically stable if $m_1 + d_1 > (wrN^0/(k_1 + N^0))$; that is, $wr - m_1 - d_1 > 0$ and $\lambda < \lambda^0$.*

Proof. For equilibrium $E^0 = (N^0, 0, 0) = (\lambda/d, 0, 0)$, the Jacobian matrix evaluated at E^0 is

$$J|_{E^0} = \begin{pmatrix} -d & -\frac{rN^0}{k_1 + N^0} + \alpha m_1 & \beta m_2 \\ 0 & \frac{wrN^0}{k_1 + N^0} - m_1 - d_1 & 0 \\ 0 & 0 & -(m_2 + d_2) \end{pmatrix}; \quad (16)$$

obviously, two of eigenvalues are $\lambda_1 = -d < 0$ and $\lambda_2 = -(m_2 + d_2) < 0$; the other eigenvalue is $\lambda_3 = (wrN^0/(k_1 + N^0)) - m_1 - d_1$. The steady state E^0 is asymptotically stable if and only if the eigenvalues of the Jacobian matrix at E^0 have negative real parts; the proof is complete. \square

Theorem 2 implies that if the nutrient-phytoplankton conversion rate is less than phytoplankton loss rate, then both phytoplankton and zooplankton population will become extinct.

Theorem 3. *The steady state \hat{E} of system (1) is locally asymptotically stable if $m_2 + d_2 - \eta A_2 > 0$; that is, $wr - m_1 - d_1 > 0$, $\eta\mu - m_2 - d_2 > 0$, and $\lambda < \lambda^*$.*

Proof. For equilibrium $\hat{E} = (\hat{N}, \hat{P}, 0)$, from the second equation of the system (1), we have $(wr\hat{N}/(k_1 + \hat{N})) - m_1 - d_1 =$

0; that is, $(r\widehat{N}/(k_1 + \widehat{N})) = ((m_1 + d_1)/w)$, so $-(r\widehat{N}/(k_1 + \widehat{N})) + \alpha m_1 + (\gamma\mu k_2 \widehat{Z}/(k_2 + \widehat{P})^2) = -((m_1 + d_1)/w) + \alpha m_1 +$

$(\gamma\mu k_2 \widehat{Z}/(k_2 + \widehat{P})^2) = -((1 - \omega\alpha)m_1 + d_1)/w < 0$. Hence (*) reduces to

$$J|_{\widehat{E}} = \begin{pmatrix} -d - \frac{rk_1\widehat{P}}{(k_1 + \widehat{N})^2} - \frac{(1 - \omega\alpha)m_1 + d_1}{w} & \beta m_2 + \frac{\gamma\mu\widehat{P}}{k_2 + \widehat{P}} \\ \frac{wrk_1\widehat{P}}{(k_1 + \widehat{N})^2} & 0 \\ 0 & 0 \end{pmatrix} \begin{pmatrix} \beta m_2 + \frac{\gamma\mu\widehat{P}}{k_2 + \widehat{P}} \\ -\frac{\mu\widehat{P}}{k_2 + \widehat{P}} \\ \frac{\eta\mu\widehat{P}}{k_2 + \widehat{P}} - m_2 - d_2 \end{pmatrix} \tag{17}$$

$$\cong \begin{pmatrix} -d - A_1 & -\tilde{d} & \beta m_2 + \gamma A_2 \\ \omega A_1 & 0 & -A_2 \\ 0 & 0 & \eta A_2 - m_2 - d_2 \end{pmatrix},$$

with $A_1 = rk_1\widehat{P}/(k_1 + \widehat{N})^2 > 0$, $A_2 = \mu\widehat{P}/(k_2 + \widehat{P}) > 0$, and $\tilde{d} = ((1 - \omega\alpha)m_1 + d_1)/w > 0$. Then $\lambda^3 + p_1\lambda^2 + p_2\lambda + p_3 = 0$, where

$$\begin{aligned} p_1 &= (d + A_1) + (m_2 + d_2 - \eta A_2), \\ p_2 &= (d + A_1)(m_2 + d_2 - \eta A_2) + \tilde{d}\omega A_1, \\ p_3 &= \tilde{d}\omega A_1(m_2 + d_2 - \eta A_2); \end{aligned} \tag{18}$$

then $p_1 p_2 - p_3 = (d + A_1)^2(m_2 + d_2 - \eta A_2) + d_1\omega A_1(d + A_1) + (d + A_1)(m_2 + d_2 - \eta A_2)^2$. Obviously, $p_i > 0$ ($i = 1, 2, 3$) and

$p_1 p_2 - p_3 > 0$ if $m_2 + d_2 - \eta A_2 > 0$. According to Routh-Hurwitz criteria, \widehat{E} is locally stable if $m_2 + d_2 - \eta A_2 > 0$. The proof is complete. \square

Theorem 3 implies that if the growth rate of zooplankton is less than its loss rate, then the zooplankton population will die out and the phytoplankton population will survive on the nutrient.

Theorem 4. *The steady state E^* of system (1) is locally asymptotically stable if $h_1 > 0$ and $h_1 h_2 - h_3 > 0$.*

Proof. For equilibrium $E^* = (N^*, P^*, Z^*)$, (*) reduces to

$$J|_{E^*} = \begin{pmatrix} -d - \frac{rk_1 P^*}{(k_1 + N^*)^2} - \frac{rN^*}{k_1 + N^*} + \alpha m_1 + \frac{\gamma\mu k_2 Z^*}{(k_2 + P^*)^2} & \beta m_2 + \frac{\gamma\mu P^*}{k_2 + P^*} \\ \frac{wrk_1 P^*}{(k_1 + N^*)^2} & 0 \\ 0 & 0 \end{pmatrix} \begin{pmatrix} \beta m_2 + \frac{\gamma\mu P^*}{k_2 + P^*} \\ -\frac{\mu P^*}{k_2 + P^*} \\ \frac{\eta\mu k_2 Z^*}{(k_2 + P^*)^2} - m_2 - d_1 - \frac{\mu k_2 Z^*}{(k_2 + P^*)^2} \end{pmatrix} \tag{19}$$

$$\cong \begin{pmatrix} -d - B_1 & -B_2 + \alpha m_1 + \gamma B_3 & \beta m_2 + \gamma B_4 \\ \omega B_1 & \omega B_2 - m_1 - d_1 - B_3 & -B_4 \\ 0 & \eta B_3 & 0 \end{pmatrix},$$

with $B_1 = rk_1 P^*/(k_1 + N^*)^2$, $B_2 = rN^*/(k_1 + N^*)$, $B_3 = \mu k_2 Z^*/(k_2 + P^*)^2$, and $B_4 = \mu P^*/(k_2 + P^*)$. Then $\lambda^3 + h_1\lambda^2 + h_2\lambda + h_3 = 0$, where

$$\begin{aligned} h_1 &= (d + B_1) + (m_1 + d_1 + B_3 - \omega B_2), \\ h_2 &= (d + B_1)(m_1 + d_1 + B_3 - \omega B_2) \\ &\quad + \omega B_1(B_2 - \alpha m_1 - \gamma B_3) + B_4 \eta B_3, \\ h_3 &= -\omega B_1 \eta B_3(\beta m_2 + \gamma B_4) + B_4(d + B_1)\eta B_3; \end{aligned} \tag{20}$$

then

$$\begin{aligned} h_1 h_2 - h_3 &= (d + B_1)^2(m_1 + d_1 + B_3 - \omega B_2) \\ &\quad + (d + B_1)\omega B_1(B_2 - \alpha m_1 - \gamma B_3) \\ &\quad + (d + B_1)(m_1 + d_1 + B_3 - \omega B_2)^2 \\ &\quad + \omega B_1(B_2 - \alpha m_1 - \gamma B_3) \\ &\quad \cdot (m_1 + d_1 + B_3 - \omega B_2) \\ &\quad + B_4 \eta B_3(m_1 + d_1 + B_3 - \omega B_2) \\ &\quad + \omega B_1 \eta B_3(\beta m_2 + \gamma B_4). \end{aligned} \tag{21}$$

From (5), we have $wB_2 - m_1 - d_1 - (\mu Z^*/(k_2 + P^*)) = 0$, so $wB_2 - m_1 - d_1 - B_3 = (\mu Z^*/(k_2 + P^*)) - B_3 = (\mu Z^*/(k_2 + P^*)) - (\mu k_2 Z^*/(k_2 + P^*)^2) = \mu P^* Z^*/(k_2 + P^*)^2 > 0$. According to Routh-Hurwitz criteria, we have Theorem 4.

The existence and local stability of equilibria are summarized as follows:

- (i) $E_0 = (N^0, 0, 0)$ always exists; E_0 is local stable if $wr - m_1 - d_1 > 0$ and $\lambda < \lambda^0$; E_0 is unstable if $wr - m_1 - d_1 > 0$ and $\lambda > \lambda^0$;
- (ii) $\widehat{E} = (\widehat{N}, \widehat{P}, 0)$ exists if $wr - m_1 - d_1 > 0$ and $\lambda > \lambda^0$ hold; \widehat{E} is local stable if $wr - m_1 - d_1 > 0, \eta\mu - m_2 - d_2 > 0$, and $\lambda^0 < \lambda < \lambda^*$; \widehat{E} is unstable if $wr - m_1 - d_1 > 0, \eta\mu - m_2 - d_2 > 0$ and $\lambda > \lambda^*$;
- (iii) $E^* = (N^*, P^*, Z^*)$ exists if $wr - m_1 - d_1 > 0, \eta\mu - m_2 - d_2 > 0$, and $\lambda > \lambda^*$; E^* is local stable if $h_1 > 0$ and $h_1 h_2 - h_3 > 0$.

From analysis, we know that the number of equilibrium increases with the increase of λ : from one equilibrium to three equilibria. The stability of equilibria changes with changing λ ; when equilibrium E^* becomes unstable, algal bloom will break out. So, controlling the amount of input nutrient is very important in controlling water bloom; for more detail we can see the Discussion section. \square

3. Impulsive Input Nutrient

Pulse input nutrient can be defined as the repeated application of input nutrient. Some factory discharge pollution periodicity, and rains are also seasonally. So in this section, we assume that the pulse scheme proposes to input nutrient λ in a single pulse, applied every τ period ($\tau > 0$). So the expression λ in system (1) is presented in pulses; we have the following impulsive differential equations:

$$\begin{aligned} \dot{N} &= -dN - \frac{rNP}{k_1 + N} + \alpha m_1 P + \beta m_2 Z + \frac{\gamma \mu PZ}{k_2 + P}, \\ \dot{P} &= \frac{wrNP}{k_1 + N} - m_1 P - d_1 P - \frac{\mu PZ}{k_2 + P}, \\ \dot{Z} &= \frac{\eta \mu PZ}{k_2 + P} - m_2 Z - d_2 Z, \end{aligned} \tag{22}$$

$t \neq n\tau,$

$$N(t^+) = N(t^-) + \lambda,$$

$$P(t^+) = P(t^-),$$

$$Z(t^+) = Z(t^-),$$

$$t = n\tau,$$

where $n = 0, 1, 2, \dots, \tau$ is the period of input nutrient, $n\tau^+$ is the time at which we apply the n th pulse, and $n\tau^-$ is the time just before applying the n th pulse. Other denotations are the same as system (1).

Before we consider the stability of the boundary periodic solution, we need the following lemmas.

Lemma 5. Suppose $x(t) = (N(t), P(t), Z(t))$ is a solution of system (22) with initial values $x(0^+) \geq 0$; then $x(t) \geq 0$; that is, $N(t) \geq 0, P(t) \geq 0$ and $Z(t) \geq 0$; further $x(t) > 0$ for all $t \geq 0$ if $x(0^+) > 0$.

The result can be easily obtained from system (22), so we omit it.

Theorem 6. For each positive solution $x(t) = (N(t), P(t), Z(t))$ of system (22) there exists a constant $M > 0$, such that $N(t) \leq M, P(t) \leq M$, and $Z(t) \leq M$ with t large enough.

Proof. Define a function $L(t, x)$ such that $L(t, x) = N(t) + P(t) + Z(t)$. Then $L(t, x) \in V_0$ and the upper right derivative of $L(t, x)$ along a solution of (22) is described as

$$\begin{aligned} D^+ L(t, x)|_{(22)} &= -dN + (\alpha - 1)m_1 P + (\beta - 1)m_2 Z \\ &\quad - d_1 P - d_2 Z + (w - 1) \frac{rNP}{k_1 + N} \\ &\quad + (\gamma + \eta - 1) \frac{\mu PZ}{k_2 + P} \\ &\leq -dN - d_1 P - d_2 Z \\ &\leq -\widehat{d}L(t, x), \end{aligned} \tag{23}$$

where $\widehat{d} = \min\{d, d_1, d_2\}$. Hence $D^+ L(t, x)|_{(22)} \leq -\widehat{d}L(t, x)$. When $t = n\tau$, we obtain $L(n\tau^+) \leq L(n\tau) + \lambda$. So, we have

$$\begin{aligned} L(t) &= L(0^+) e^{-\widehat{d}t} + \frac{\lambda e^{\widehat{d}\tau}}{e^{\widehat{d}\tau} - 1} (e^{-\widehat{d}(t-n\tau)} - e^{-\widehat{d}t}) \\ &\rightarrow \frac{\lambda e^{\widehat{d}\tau}}{e^{\widehat{d}\tau} - 1}, \quad t \rightarrow \infty. \end{aligned} \tag{24}$$

Therefore $L(t, x)$ is ultimately bounded by a constant and there exists a constant $M > 0$, such that $N(t) \leq M, P(t) \leq M$, and $Z(t) \leq M$, for each solution $x(t) = (N(t), P(t), Z(t))$ of system (22) with t large enough. The proof is complete. \square

For convenience, we give some basic properties of the following system:

$$\begin{aligned} \dot{N}(t) &= -dN(t), \quad t \neq n\tau, \\ \Delta N(t) &= \lambda, \quad t = n\tau, \\ N(0^+) &= N_0 \geq 0. \end{aligned} \tag{25}$$

Like [27], we have the following Lemma.

Lemma 7. System (25) has a positive periodic solution $\widetilde{N}(t)$ and, for every solution $N(t)$ of system (25) with initial value $N(0^+) = N_0 \geq 0$, we have $N(t) \rightarrow \widetilde{N}(t)$ as $t \rightarrow \infty$; moreover, $N(t) \geq \widetilde{N}(t)$ if $N_0 \geq \lambda/(1 - \exp(-d\tau))$ and $N(t) < \widetilde{N}(t)$ if $N_0 < \lambda/(1 - \exp(-d\tau))$, where $\widetilde{N}(t) = \lambda \exp(-d(t - n\tau))/(1 - \exp(-d\tau)), t \in (n\tau, (n + 1)\tau]$, and $n \in \mathbb{Z}_+$, $\widetilde{N}(0^+) = \lambda/(1 - \exp(-d\tau))$.

Therefore, the system (22) has a boundary eradication periodic solution

$$(\tilde{N}(t), 0, 0) = \left(\frac{\lambda \exp(-d(t - n\tau))}{1 - \exp(-d\tau)}, 0, 0 \right), \quad (26)$$

for $t \in (n\tau, (n + 1)\tau]$.

About the stability of the boundary periodic solution of the system (22), we can use the similar method of [27] and get the following theorem.

Theorem 8. *If $((k_1 + (\lambda - k_1) \exp(-d\tau))/(k_1 + \lambda - k_1 \exp(-d\tau))) > \exp(-d\tau(m_1 + d_1)/wr)$, then the periodic boundary solution $(\tilde{N}(t), 0, 0)$ of system (22) is locally asymptotically stable.*

We denote $\hat{\lambda} = (k_1(1 - \exp(-d\tau))(-1 + \exp(-(m_1 + d_1)d\tau/wr)))/(\exp(-d\tau) - \exp(-(m_1 + d_1)d\tau/wr))$, $\hat{\tau} = 2r\omega\lambda(wr - m_1 - d_1)/d(\lambda w^2 r^2 - \lambda(m_1 + d_1)^2 + 2wrk_1(m_1 + d_1))$. According to Theorem 8 we can easily obtain the following results.

Corollary 9. (i) *If $wr - m_1 - d_1 > 0$, then $(\tilde{N}(t), 0, 0)$ is locally asymptotically stable provided that $\tau > \hat{\tau}$.* (ii) *If $wr - m_1 - d_1 < 0$, then $(\tilde{N}(t), 0, 0)$ is locally asymptotically stable provided that $\lambda < \hat{\lambda}$.*

Corollary 9 implies that the phytoplankton and zooplankton will disappear if the length of impulsive period is large enough or the impulsive input rate of the nutrient is small enough.

4. The Effect of Temperature on a Lake Model

Temperature is an important factor in the growth of algae. So, in order to accurately describe the growth of algae, the effect of temperature on the algal growth was considered in [20, 28–30]. In [28], $f(T) = e^{-(2.3/15)|T - T_{opt}|}$ was considered as the coefficient of temperature, where T_{opt} is the optimal temperature for phytoplankton growth; $f(T) = (T/T_{opt})e^{1-(T/T_{opt})}$ and $f(T) = e^{-2.3|(T - T_{opt})/(T_{opt} - T_{min})|}$ were considered in [29, 30], respectively, where T_{min} is minimum temperature for phytoplankton growth. In fact, $f(T) = e^{-(2.3/15)|T - T_{opt}|}$ and $f(T) = e^{-2.3|(T - T_{opt})/(T_{opt} - T_{min})|}$ are the same form and the latter is more generality, so, we only need to compare $f(T) = e^{-2.3|(T - T_{opt})/(T_{opt} - T_{min})|}$ with $f(T) = (T/T_{opt})e^{1-(T/T_{opt})}$. If we let $T_{opt} = 28$, $T_{min} = 5$, we can get Figure 2. From this figure, we can know that $f(T) = e^{-(2.3/23)|T - 28|}$ changes more rapidly than $f(T) = (T/28)e^{1-(T/28)}$. According to interrelated literature, we take the growth of the algae as $f(T) = e^{-2.3|(T - T_{opt})/(T_{opt} - T_{min})|}$.

In fact, the effect of temperature on the algal growth can be described as follows: algae can not grow if the temperature is too low; the metabolism rate will become large if the temperature is too high; organic matter of photosynthesis synthesis is decomposed by metabolism rapidly, so it also

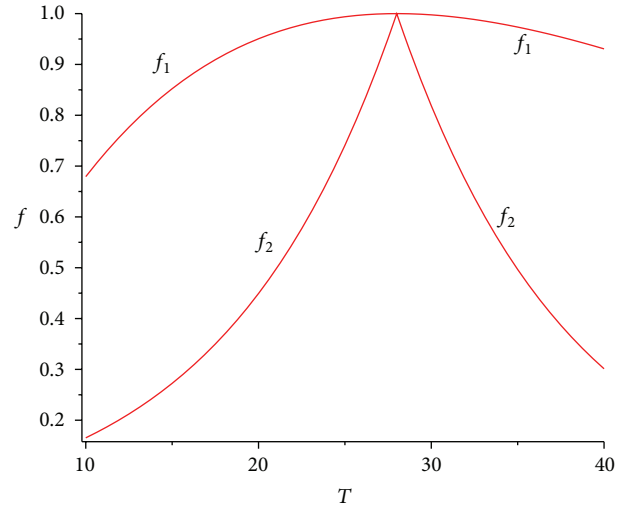


FIGURE 2: $f_1(T) = (T/28)e^{1-(T/28)}$, $f_2(T) = e^{-(2.3/23)|T - 28|}$.

limits the increasing of algae biomass. So, the effect of temperature on the growth of algae in general can be expressed as the following form: $f(T) = e^{-K_T|T - T_{opt}|}$ [20, page 349], where K_T is the temperature impact coefficient of the growth of algae. Taking into account that *Microcystis aeruginosa* population is the dominant algae species in Taihu Lake, generally the optimal temperature for *Microcystis aeruginosa* growth is thought of as 28°C [20, page 213], so we take $T_{opt} = 28^\circ\text{C}$.

The effect of temperature on the growth of zooplankton is similar to the effect of temperature on the growth of phytoplankton [30].

Taking into account the effect of temperature on the growth of plankton and incorporating the paper of Taihu Lake [20], we consider the following model of Taihu Lake:

$$\begin{aligned} \dot{N}(t) &= \lambda - dN(t) - u(t)P(t) + \alpha m_1 P(t) \\ &\quad + \beta m_2 Z(t) + \gamma v(t)Z(t), \end{aligned} \quad (27)$$

$$\dot{P}(t) = wu(t)P(t) - m_1 P(t) - d_1 P(t) - v(t)Z(t),$$

$$\dot{Z}(t) = \eta v(t)Z(t) - m_2 Z(t) - d_2 Z(t),$$

where $u(t) = u_{max}f_1(T)f_2(N)$, $v(t) = v_{max}f_3(T)f_4(P)$, $m_1 = m_{1max}f_1(T)$, $m_2 = m_{2max}f_3(T)$, $f_1(T) = e^{-2.3|(T - T_{1opt})/(T_{1opt} - T_{1min})|}$, $f_2(N) = N/(k_1 + N)$, $f_3(T) = e^{-2.3|(T - T_{2opt})/(T_{2opt} - T_{2min})|}$, and $f_4(P) = P/(k_2 + P)$. The meaning of parameters is as follows: $u_{max}(v_{max})$ is the maximum growth rate of phytoplankton (zooplankton), T is temperature, $m_{1max}(m_{2max})$ is the maximum death and respiration rate of phytoplankton (zooplankton), $T_{1opt}(T_{2opt})$ is the optimal temperature of phytoplankton (zooplankton) growth, and $T_{1min}(T_{2min})$ is the minimum temperature of phytoplankton (zooplankton) growth. From [27, 28, 31, 32], we have $T_{1opt} = 28^\circ\text{C}$, $T_{2opt} = 28^\circ\text{C}$, $T_{1min} = 5^\circ\text{C}$, $T_{2min} = 5^\circ\text{C}$, $u_{max} = 1.27 \text{ d}^{-1}$, $v_{max} = 0.35 \text{ d}^{-1}$, $m_{1max} = 1.02 \text{ d}^{-1}$, and $m_{2max} = 0.145 \text{ d}^{-1}$. We take $d = d_1 = d_2$, where $d = Q/V$, Q is the outflow of the lake, V is the volume of the

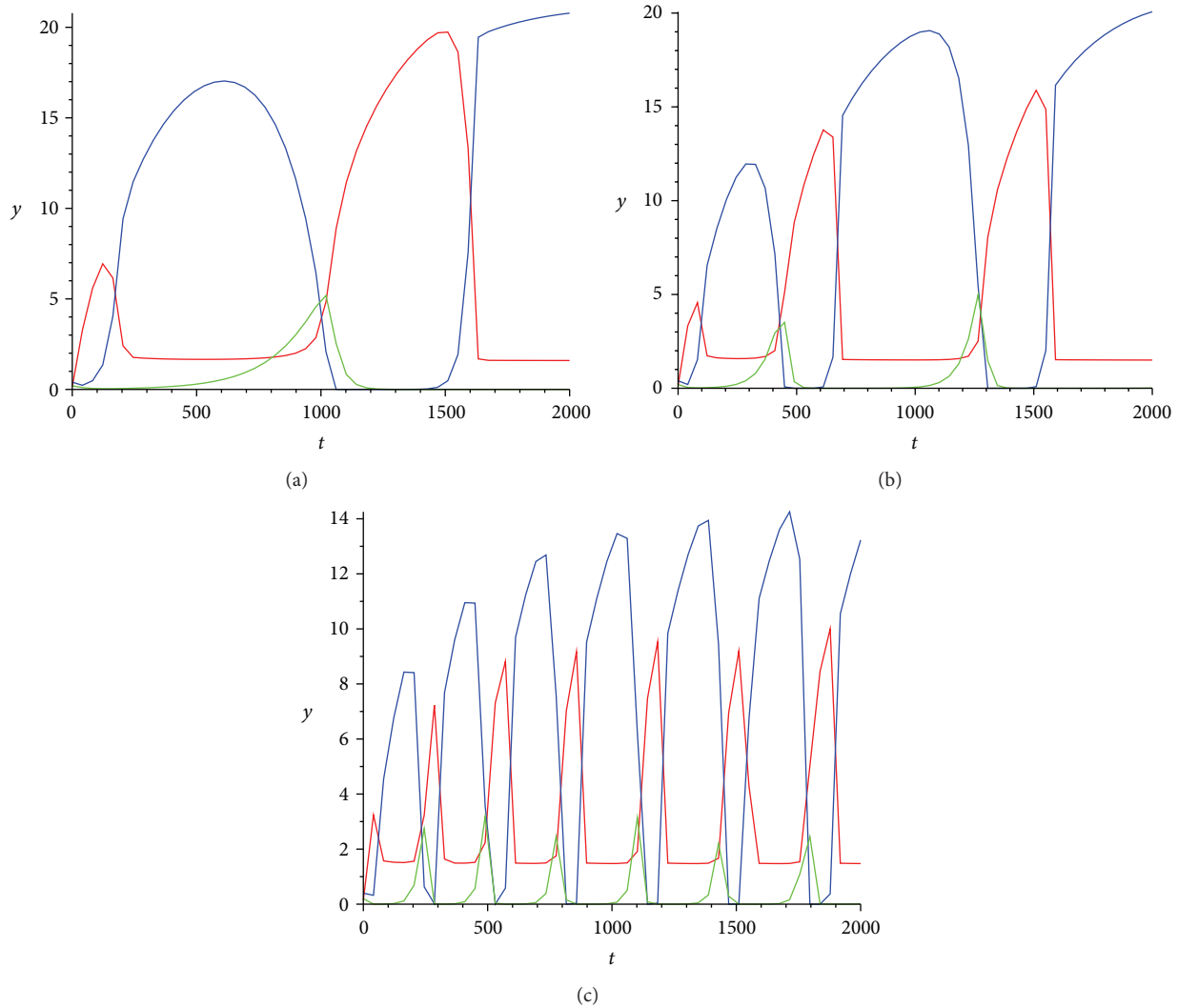


FIGURE 3: (a), (b), and (c) are time series of nutrient, phytoplankton, and zooplankton for $T = 10, 18, 27$, respectively, where the thick line is the phytoplankton curve, the middle line is the nutrient curve, and the thin line is zooplankton curve.

lake. For Taihu Lake [27], $k_1 = 0.35 \text{ mgL}^{-1}$, $k_2 = 0.5 \text{ mgL}^{-1}$, $Q = 1.56 \times 10^7 \text{ m}^3 \text{ d}^{-1}$, and $V = 4.43 \times 10^9 \text{ m}^3$, so we have $d = 0.323 \text{ d}^{-1}$. If we let $w = 1$, $\alpha = 1$, $\beta = 0.5$, $\eta = 0.8$, $\gamma = 0.1$, and $\lambda = 0.08$, then the positive equilibrium is unstable and we can get Figures 3(a), 3(b), and 3(c) for $T = 10, 18, 27$, respectively. From comparing these figures, it consumes different lengths of time for the amount of algae to get the maximum. The time at which algae get the peak is the shortest for $T = 27$, so comparatively suitable temperature is easier to break out water bloom. This agrees with the reality and provides a theoretical basis for understanding water bloom.

Water bloom often breaks out in Taihu Lake in recent years. Last year, water bloom broke out in Taihu Lake on May; it caused Wuxi citizen drinking water crisis and brought to the lives of people a lot of inconvenience. In order to control (or reduce) water bloom of Taihu Lake immediately, one of measures which the government took is to make Yangtze River water flow into Taihu Lake. This measure reflected in

model (27) is that parameter d is changing, that is, increasing coefficient d .

If we increase the parameter d and let $d = 0.01$, $T = 18$, then we can know that the positive equilibrium is unstable for $d = 0.0035$ (Figure 4(a)) and stable for $d = 0.01$ (Figure 4(b)). Again, water bloom corresponding to the unstable positive equilibrium, normal state corresponding to the stable equilibrium, we know that water bloom disappears if we increase d from 0.0035 to 0.01.

And the maximum biomass of algae is about 8.5 for $d = 0.0035$ and is about 3.3 for $d = 0.01$ nearby $t = 400$; we also see that the biomass of algae is decreasing also. If we increase d to 0.014 again (Figure 4(c)), then the positive equilibrium disappears and the boundary equilibrium \hat{E} is stable. The biomass of algae gets the maximum value 1.824 and gets stable finally. We can see that the biomass of algae is decreasing with the increase of parameter d . So, from above analysis, we give theoretical explanation for the government

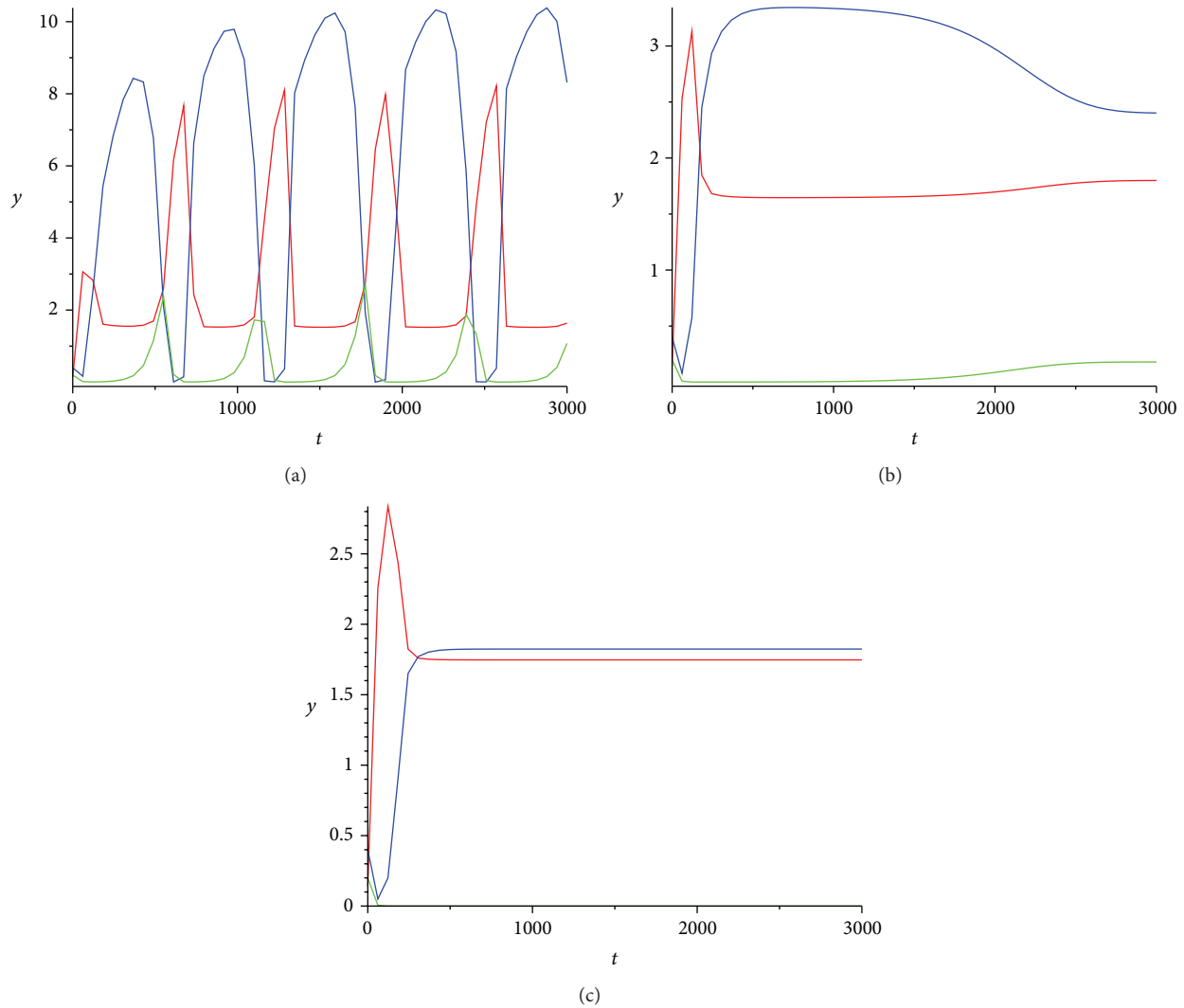


FIGURE 4: (a), (b), and (c) are time series of nutrient, phytoplankton, and zooplankton for $d = 0.0035, 0.01, 0.014$, respectively, where the thick line is the phytoplankton curve, the middle line is the nutrient curve, and the thin line is zooplankton curve.

measure to Taihu Lake, and this indicates that our model is reasonable for Taihu Lake at the same time.

Controlling eutrophication of Taihu Lake fundamentally is a long term project. In the long term, we need to control the nutrient from outside and make a series of strict standards of discharging sewage step by step, that is, decreasing parameter λ ; this will take long time to realize it. In order to control water bloom in a short term, reduce the negative impact on people's lives immediately; we can increase the flow of the water, that is increasing parameter d ; this agrees with the government measure.

5. Discussion

In the present research, the phenomenon of phytoplankton bloom has received much attention among experimental ecologists and mathematical ecologists. There are many papers where phytoplankton blooms have been modelled through different aspects [2–8]. In this paper, we study the

bloom phenomenon by controlling outside input nutrient in an aquatic environment. Motivated by [12, 13], we have also incorporated the phenomena of nutrient recycling which have established importance in the context of a real open marine ecosystem; that is, we consider decomposition of phytoplankton, decomposition of zooplankton, and excretion of zooplankton in the nutrient equation. The difference between [13] and this paper is that [13] only had numerical results and this paper gives not only theoretical analysis but also numerical simulations. Different recycling effects make the situation more complicated than a simple food chain system, considering the amount of input nutrient to be a control parameter which is seldom.

First, we consider a continuous input nutrient model, we obtain that the system has two boundary equilibria, and we analyze their stability. If the nutrient-phytoplankton conversion rate is less than phytoplankton loss rate, that is, the amount of input nutrient is less than some critical value, then both phytoplankton and zooplankton population

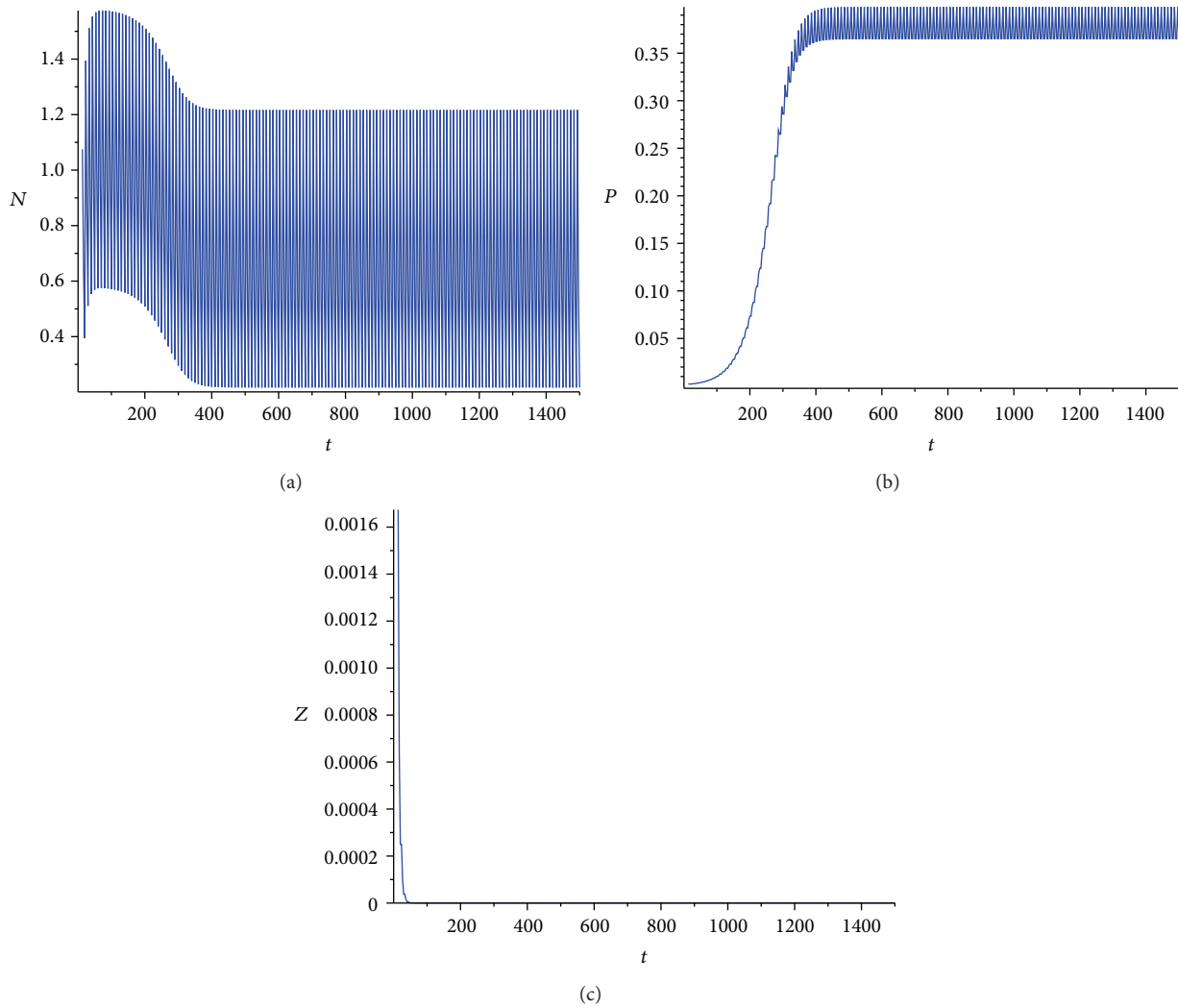


FIGURE 5: Existence of the periodic boundary solution $(\bar{N}(t), \bar{P}(t), 0)$ of system (22). (a), (b), and (c) are time series of nutrient, phytoplankton, and zooplankton, respectively, where $\lambda = 1.5$.

will become extinct; see Theorem 2. If the growth rate of zooplankton is less than its loss rate, that is, the amount of input nutrient is less than some critical value and larger than another critical value, then the zooplankton population will die out and the phytoplankton population will survive on the nutrient; see Theorem 3. We also investigate the existence of the positive equilibrium and discuss the stability of positive equilibrium; see Theorem 4.

According to Table 1, if we let $d = 0.1, d_1 = 0.1, d_2 = 0.1, r = 0.3, k_1 = 0.1, k_2 = 0.05, m_1 = 0.15, m_2 = 0.1, \beta = 0.5, \gamma = 0.5, \mu = 0.8, \eta = 0.3, w = 1,$ and $\alpha = 1,$ then we can calculate $\lambda^0 = 0.05, \lambda^* = 0.075.$ If we let $\lambda = 0.01,$ then the condition of Theorem 2 is satisfied ($0.01 < 0.05$), and then both phytoplankton and zooplankton population will become extinct; that is, $E_0 = (N^0, 0, 0) = (0.1, 0, 0)$ is locally asymptotically stable. If we increase λ to $0.06,$ then the condition of Theorem 3 is satisfied ($0.06 < 0.075$), and then the zooplankton population will die out and the phytoplankton population will survive

on the nutrient; that is, $\hat{E} = (\hat{N}, \hat{P}, 0) = (0.5, 0.1, 0)$ is locally asymptotically stable. If we continue increasing λ to $0.08,$ then the condition of Theorem 4 is satisfied ($h_1 = 0.11498 > 0, h_1 h_2 - h_3 = 0.00017 > 0$), and the positive equilibrium $E^* = (N^*, P^*, Z^*) = (0.5462, 0.25, 0.00134)$ is local asymptotically stability. Once again, if we continue increasing λ to $0.2,$ then the condition of Theorem 4 is not satisfied ($h_1 = 0.07438 > 0, h_1 h_2 - h_3 = -0.00022 < 0$), and then the positive equilibrium $E^* = (N^*, P^*, Z^*) = (1.7144, 0.25, 0.01255)$ will become unstable, species densities will oscillate vast scale, and then algae bloom will break out; this corresponds to eutrophic. So, one way controlling algae bloom is to control the amount of the limiting nutrient input from the environment, that is, parameter $\lambda.$

Then, we consider the model of pulse input nutrient, that is, nutrient flow into the lake every τ period. We obtain the exact boundary periodic solution of the impulsive input nutrient system. Using Floquet theory for the impulsive equation, small-amplitude perturbation skills, and techniques of

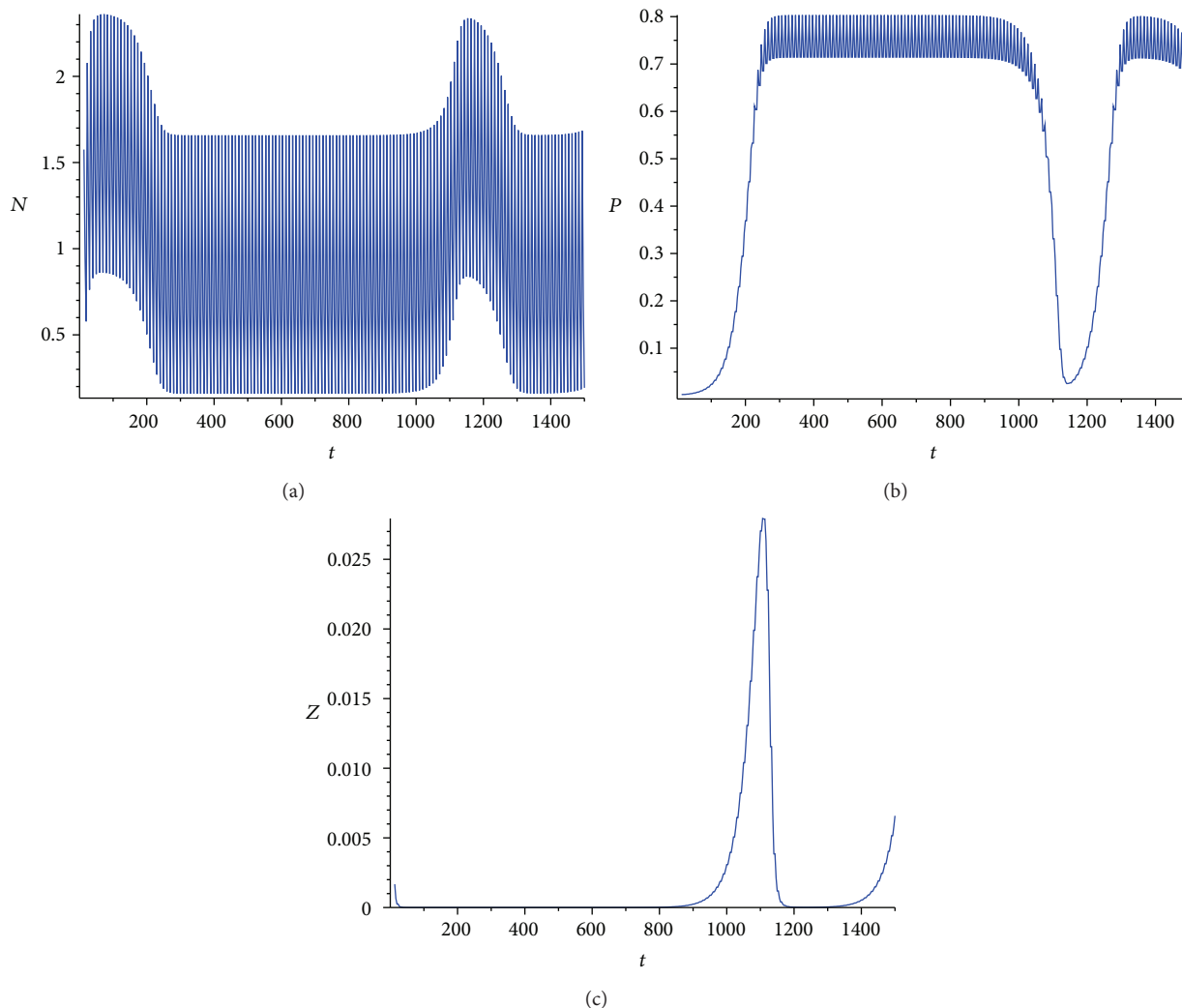


FIGURE 6: Another phenomenon of system (22). (a), (b), and (c) are time series of nutrient, phytoplankton, and zooplankton, respectively, where $\lambda = 1.7$.

comparison, we prove that the boundary periodic solution is locally asymptotically stable if some conditions are satisfied, that is, Theorem 8. If we let $\lambda = 0.1, \tau = 10$, other parameters are the same as above; then $\hat{\lambda} = 0.5316$ ($0.1 < 0.5316$); that is, Corollary 9 (ii) is satisfied. From numerical simulation, with the increase of λ , we guess there is nutrient-phytoplankton coexistence and zooplankton extinct periodic solution denoted by $(\bar{N}(t), \bar{P}(t), 0)$ (see Figure 5). And the behavior of the system changes with the increase of λ again (see Figure 6). We leave these for future study.

Finally, the effect of temperature on the algal growth was considered; it is more accurate to describe the growth of algae with consideration of temperature. From the example of Taihu Lake, we analyze the effect of temperature on the system and give some numerical simulation. We also give theoretical analysis of measures which the government took during water bloom of Taihu Lake. Our results suggest that our lake model is correct and controlling the amount of input rate is an important measure in controlling water bloom.

Conflict of Interests

The authors declare that there is no conflict of interests regarding the publication of this paper.

Acknowledgments

This work is supported by the NNSF of China (11371048 and 11201433), NSF of Henan Province (112300410156 and 122300410117), NSF of Education Department Henan Province (no. 2011A110022), GGJS of Henan Province (2013GGJS-110), and XGGJS of Zhengzhou University of Light Industry (2012XGGJS003).

References

[1] G. D. Cooke, E. B. Welch, S. A. Peterson, and P. R. Newroth, *Restoration and Management of Lakes and Reservoirs*, Lewis Publishers, 1993.

- [2] G. T. Evans and S. Parslow, "A model of annual plankton cycle," *Biological Oceanography*, vol. 3, pp. 327–347, 1985.
- [3] A. H. Taylor, "Characteristic properties of models for the vertical distribution of phytoplankton under stratification," *Ecological Modelling*, vol. 40, no. 3-4, pp. 175–199, 1988.
- [4] J. S. Wroblewski, J. L. Sarmiento, and G. R. Flierl, "An ocean basin scale model of plankton dynamics in the North Atlantic, 1. Solutions for the climatological oceanographic conditions in May," *Global Biogeochem Cycles*, vol. 2, pp. 199–218, 1988.
- [5] Z. Lu and J. Wu, "Global stability of chemostat model with delayed response in growth and a lethal external inhibitor," *International Journal of Biomathematics*, vol. 1, no. 4, pp. 503–520, 2008.
- [6] A. M. Edwards, "Adding detritus to a nutrient-phytoplankton-zooplankton model: a dynamical-systems approach," *Journal of Plankton Research*, vol. 23, no. 4, pp. 389–413, 2001.
- [7] T. G. Hallam, "Controlled persistence in rudimentary plankton models," in *Proceedings of the First International Conference on Mathematical Modeling (St. Louis, Mo., 1977)*, Vol. IV, J. R. Avula, Ed., pp. 2081–2088, University of Missouri Press, 1977.
- [8] T. C. Gard, "Mathematical analysis of some resource-prey-predator models: application to an NPZ microcosm model," in *Population Biology (Edmonton, Alta., 1982)*, H. I. Freedman and C. Strobeck, Eds., vol. 52 of *Lecture Notes in Biomath.*, pp. 275–282, Springer, Berlin, Germany, 1983.
- [9] E. Steffen, H. Malchow, and A. B. Medvinsky, "Effects of seasonal perturbations on a model plankton community," *Environmental Modeling and Assessment*, vol. 2, no. 1-2, pp. 43–48, 1997.
- [10] S. Busenberg, S. K. Kumar, P. Austin, and G. Wake, "The dynamics of a model of a plankton-nutrient interaction," *Bulletin of Mathematical Biology*, vol. 52, no. 5, pp. 677–696, 1990.
- [11] J. H. Steele and E. W. Henderson, "A simple plankton model," *The American Naturalist*, vol. 117, pp. 676–691, 1981.
- [12] A. M. Edwards and J. Brindley, "Zooplankton mortality and the dynamical behaviour of plankton population models," *Bulletin of Mathematical Biology*, vol. 61, no. 2, pp. 303–339, 1999.
- [13] A. M. Edwards and J. Brindley, "Oscillatory behaviour in a three-component plankton population model," *Dynamical Systems*, vol. 11, no. 4, pp. 347–370, 1996.
- [14] A. M. Edwards and A. Yool, "The role of higher predation in plankton population models," *Journal of Plankton Research*, vol. 22, no. 6, pp. 1085–1112, 2000.
- [15] A. Y. Morozov, N. P. Nezlin, and S. V. Petrovskii, "Invasion of a top predator into an epipelagic ecosystem can bring a paradoxical top-down trophic control," *Biological Invasions*, vol. 7, no. 5, pp. 845–861, 2005.
- [16] S. G. Ruan, "Persistence and coexistence in zooplankton-phytoplankton-nutrient models with instantaneous nutrient recycling," *Journal of Mathematical Biology*, vol. 31, no. 6, pp. 633–654, 1993.
- [17] S. Ruan, "Oscillations in plankton models with nutrient recycling," *Journal of Theoretical Biology*, vol. 208, no. 1, pp. 15–26, 2001.
- [18] S. R.-J. Jang, J. Baglama, and J. Rick, "Nutrient-phytoplankton-zooplankton models with a toxin," *Mathematical and Computer Modelling*, vol. 43, no. 1-2, pp. 105–118, 2006.
- [19] J. H. Steele and E. W. Henderson, "The significance of interannual variability," in *Towards a Model of Ocean Biogeochemical Processes*, G. T. Evans and M. J. R. Fasham, Eds., pp. 237–260, Springer, Berlin, Germany, 1993.
- [20] B. Q. Qin, E. P. Hu et al., *Process and Mechanism of Environmental Changes of the Taihu Lake*, Science Press, Beijing, China, 2004, (Chinese).
- [21] Y. Tan, F. Tao, and L. Chen, "Dynamics of a nonautonomous system with impulsive output," *International Journal of Biomathematics*, vol. 1, no. 2, pp. 225–238, 2008.
- [22] Z. Xiang and X. Song, "A model of competition between plasmid-bearing and plasmid-free organisms in a chemostat with periodic input," *Chaos, Solitons & Fractals*, vol. 32, no. 4, pp. 1419–1428, 2007.
- [23] D. Bařnov and P. Simeonov, *Impulsive Differential Equations: Periodic Solutions and Applications*, vol. 66 of *Pitman Monographs and Surveys in Pure and Applied Mathematics*, Longman Scientific & Technical, Harlow, UK, 1993.
- [24] V. Lakshmikantham, D. D. Bařnov, and P. S. Simeonov, *Theory of Impulsive Differential Equations*, vol. 6 of *Series in Modern Applied Mathematics*, World Scientific Publishing, Teaneck, NJ, USA, 1989.
- [25] J. Jiao and L. Chen, "Global attractivity of a stage-structure variable coefficients predator-prey system with time delay and impulsive perturbations on predators," *International Journal of Biomathematics*, vol. 1, no. 2, pp. 197–208, 2008.
- [26] Z. Jin, M. Haque, and Q. Liu, "Pulse vaccination in the periodic infection rate SIR epidemic model," *International Journal of Biomathematics*, vol. 1, no. 4, pp. 409–432, 2008.
- [27] X. Song and Y. Li, "Dynamic complexities of a Holling II two-prey one-predator system with impulsive effect," *Chaos, Solitons & Fractals*, vol. 33, no. 2, pp. 463–478, 2007.
- [28] Q. J. Xu, B. Q. Qin, W. M. Chen et al., "Ecological simulation of algae growth in Taihu lake," *Journal of Lake Sciences*, vol. 13, pp. 149–157, 2001 (Chinese).
- [29] H. P. Pei and J. Y. Ma, "Study on the algal dynamic model for West Lake, Hangzhou," *Ecological Modelling*, vol. 148, no. 1, pp. 67–77, 2002.
- [30] F.-L. Xu, S. E. Jørgensen, S. Tao, and B.-G. Li, "Modeling the effects of ecological engineering on ecosystem health of a shallow eutrophic Chinese lake (Lake Chao)," *Ecological Modelling*, vol. 117, no. 2-3, pp. 239–260, 1999.
- [31] T. Amemiya, T. Enomoto, A. G. Rossberg, T. Yamamoto, Y. Inamori, and K. Itoh, "Stability and dynamical behavior in a lake-model and implications for regime shifts in real lakes," *Ecological Modelling*, vol. 206, no. 1-2, pp. 54–62, 2007.
- [32] B. Mukhopadhyay and R. Bhattacharyya, "Modelling phytoplankton allelopathy in a nutrient-plankton model with spatial heterogeneity," *Ecological Modelling*, vol. 198, no. 1-2, pp. 163–173, 2006.



Hindawi

Submit your manuscripts at
<http://www.hindawi.com>

