

## Research Article

# Unsteady MHD Mixed Convection Flow of Chemically Reacting Micropolar Fluid between Porous Parallel Plates with Soret and Dufour Effects

**Odelu Ojjela and N. Naresh Kumar**

*Department of Applied Mathematics, Defence Institute of Advanced Technology (Deemed University), Pune 411025, India*

Correspondence should be addressed to Odelu Ojjela; [odelu3@yahoo.co.in](mailto:odelu3@yahoo.co.in)

Received 15 November 2015; Accepted 26 January 2016

Academic Editor: Oronzio Manca

Copyright © 2016 O. Ojjela and N. Naresh Kumar. This is an open access article distributed under the Creative Commons Attribution License, which permits unrestricted use, distribution, and reproduction in any medium, provided the original work is properly cited.

The objective of the present study is to investigate the first-order chemical reaction and Soret and Dufour effects on an incompressible MHD combined free and forced convection heat and mass transfer of a micropolar fluid through a porous medium between two parallel plates. Assume that there are a periodic injection and suction at the lower and upper plates. The nonuniform temperature and concentration of the plates are assumed to be varying periodically with time. A suitable similarity transformation is used to reduce the governing partial differential equations into nonlinear ordinary differential equations and then solved numerically by the quasilinearization method. The fluid flow and heat and mass transfer characteristics for various parameters are analyzed in detail and shown in the form of graphs. It is observed that the concentration of the fluid decreases whereas the temperature of the fluid enhances with the increasing of chemical reaction and Soret and Dufour parameters.

## 1. Introduction

The flow through porous boundaries has many applications in science and technology such as water waves over a shallow beach, mechanics of the cochlea in the human ear, aerodynamic heating, flow of blood in the arteries, and petroleum industry. Several authors have studied theoretically the laminar flow in porous channels. Berman [1] considered the viscous fluid and analyzed the flow characteristics when it passed through the porous walls. Later the same problem for different permeability was studied by Terril and Shrestha [2]. The theory of micropolar fluids was introduced by Eringen [3] which are considered as an extension of generalized viscous fluids with microstructure. Examples for micropolar fluids include lubricants, colloidal suspensions, porous rocks, aerogels, polymer blends, and microemulsions. The same Berman problem with micropolar fluid was discussed by Sastry and Rama Mohan Rao [4]. The flow and heat transfer of micropolar fluid between two porous parallel plates was analyzed by Ojjela and Naresh Kumar [5]. Srinivasacharya

et al. [6] obtained an analytical solution for the unsteady Stokes flow of micropolar fluid between two parallel plates. The effect of buoyancy parameter on flow and heat transfer of micropolar fluid between two vertical parallel plates was investigated by Maiti [7].

The study of MHD heat and mass transfer through porous boundaries has attracted many researchers in the recent past due to applications in engineering and science, such as oil exploration, boundary layer control, and MHD power generators. The steady incompressible free convection flow and heat transfer of an electrically conducting micropolar fluid in a vertical channel was studied by Bhargava et al. [8]. The laminar incompressible magnetohydrodynamic flow and heat transfer of micropolar fluid between porous disks was analyzed numerically by Ashraf and Wehgal [9]. Islam et al. [10] obtained a numerical solution for an incompressible unsteady magnetohydrodynamic flow through vertical porous medium. Nadeem et al. [11] discussed the unsteady MHD stagnation flow of a micropolar fluid through porous media. The effects of Hall and ion slip currents on micropolar

fluid flow and heat and mass transfer in a porous medium between parallel plates with chemical reaction were considered by Ojjela and Naresh Kumar [12]. The MHD heat and mass transfer of micropolar fluid in a porous medium with chemical reaction and Hall and ion slip effects by considering variable viscosity and thermal diffusivity were investigated by Elgazery [13]. The mixed convection flow and heat transfer of an electrically conducting micropolar fluid over a vertical plate with Hall and ion slip effects was analyzed by Ayano [14].

When heat and mass transfer occurs simultaneously in a moving fluid, the energy flux caused by a concentration gradient is termed as diffusion thermoeffect, whereas mass fluxes can also be created by temperature gradients which is known as a thermal diffusion effect. These effects are studied as second-order phenomena and may have significant applications in areas like petrology, hydrology, and geosciences. The effect of thermophoresis on an unsteady natural convection flow and heat and mass transfer of micropolar fluid with Soret and Dufour effects was studied by Aurangzaib et al. [15]. Srinivasacharya and RamReddy [16] considered the problem of the steady MHD mixed convection heat and mass transfer of micropolar fluid through non-Darcy porous medium over a semi-infinite vertical plate with Soret and Dufour effects. Influence of the Soret and Dufour numbers on mixed convection flow and heat and mass transfer of non-Newtonian fluid in a porous medium over a vertical plate was analyzed by Mahdy [17]. Hayat and Nawaz [18] investigated analytically the effects of the Hall and ion slip on the mixed convection heat and mass transfer of second-grade fluid with Soret and Dufour effects. Rani and Kim [19] studied numerically the laminar flow of an incompressible viscous fluid past an isothermal vertical cylinder with Soret and Dufour effects. The effects of chemical reaction and Soret and Dufour on the mixed convection heat and mass transfer of viscous fluid over a stretching surface in the presence of thermal radiation were analyzed by Pal and Mondal [20]. Sharma et al. [21] studied the mixed convective flow, heat and mass transfer of viscous fluid in a porous medium past a radiative vertical plate with chemical reaction, and Soret and Dufour effects.

In the field of fluid mechanics many fluid flow problems are nonlinear boundary value problems. To solve these problems we can use a numerical technique, quasilinearization method which is a powerful technique having second-order convergence. Several authors (Lee and Fan [22], Hymavathi and Shanker [23], Huang [24], Motsa et al. [25], and Ojjela and Naresh Kumar [5, 12]) applied the quasilinearization method to solve the nonlinear boundary layer equations.

In the present study the effects of chemical reaction on two-dimensional mixed convection flow and heat transfer of an electrically conducting micropolar fluid in a porous medium between two parallel plates with Soret and Dufour have been considered. The reduced flow field equations are solved using the quasilinearization method. The effects of various parameters such as Hartmann number, inverse Darcy's parameter, Schmidt number, Prandtl number, chemical reaction rate, Soret and Dufour numbers on the velocity components, microrotation, temperature distribution, and

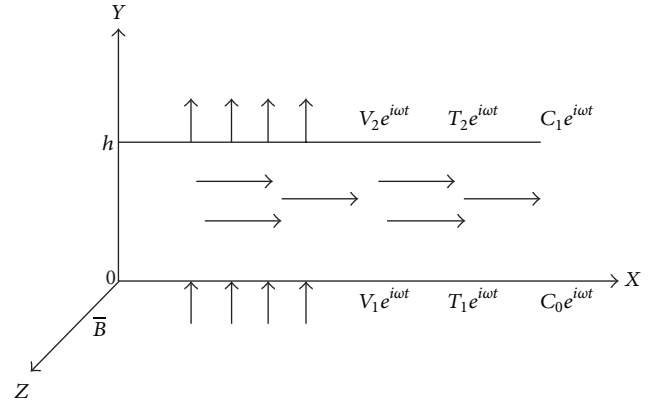


FIGURE 1: Schematic diagram of the fluid flow between parallel porous plates.

concentration are studied in detail and presented in the form of graphs.

## 2. Formulation of the Problem

Consider a two-dimensional laminar incompressible micropolar fluid flow through an elongated rectangular channel, as shown in Figure 1. Assume that the fluid is injected and aspirated periodically through the plates with injection velocity  $V_1 e^{i\omega t}$  and suction velocity  $V_2 e^{i\omega t}$ . Also the nonuniform temperature and concentration at the lower and upper plates are  $T_1 e^{i\omega t}$ ,  $C_0 e^{i\omega t}$  and  $T_2 e^{i\omega t}$ ,  $C_1 e^{i\omega t}$ , respectively. The region inside the parallel plates is subjected to porous medium and a constant external magnetic field of strength  $B_0$  perpendicular to the  $XY$ -plane is considered.

The governing equations of the micropolar fluid flow and heat and mass transfer in the presence of buoyancy forces, magnetic field and in the absence of body forces, body couples are given by

$$\nabla \cdot \bar{q} = 0, \quad (1)$$

$$\rho \left[ \frac{\partial \bar{q}}{\partial t} + (\bar{q} \cdot \nabla) \bar{q} \right] = -\text{grad} p + k_1 \text{curl } \bar{l} - (\mu + k_1) \text{curl } \text{curl} (\bar{q}) - \frac{\mu + k_1}{k_2} \bar{q} + \bar{j} \times \bar{B} + \bar{F}_b, \quad (2)$$

$$\rho j \left[ \frac{\partial \bar{l}}{\partial t} + (\bar{q} \cdot \nabla) \bar{l} \right] = -2k_1 \bar{l} + k_1 \text{curl } \bar{q} - \gamma \text{curl } \text{curl} (\bar{l}), \quad (3)$$

$$\rho c \left[ \frac{\partial T}{\partial t} + (\bar{q} \cdot \nabla) T \right] = k \nabla^2 T + 2\mu D : D + \frac{k_1}{2} (\text{curl} (\bar{q}) - 2\bar{l})^2 + \gamma \nabla \bar{l} : \nabla \bar{l} + \frac{\mu + k_1}{k_2} \bar{q}^2 + \frac{|\bar{j}|^2}{\sigma} + \frac{\rho D_1 k_T}{c_s} \nabla^2 C \quad (4)$$

$$\left[ \frac{\partial C}{\partial t} + (\bar{q} \cdot \nabla) C \right] = D_1 \nabla^2 C - k_3 (C - C_0 e^{i\omega t}) + \frac{D_1 k_T}{T_m} \nabla^2 T, \quad (5)$$

where  $\bar{F}_b$  is the buoyancy force and it is defined as  $(\rho g \beta_T (T - T_1 e^{i\omega t}) + \rho g \beta_C (C - C_0 e^{i\omega t})) \hat{i}$ .

Neglecting the displacement currents, the Maxwell equations and the generalized Ohm's law are

$$\begin{aligned} \nabla \cdot \bar{B} &= 0, \\ \nabla \times \bar{B} &= \mu' \bar{J}, \\ \nabla \times \bar{E} &= \frac{\partial \bar{B}}{\partial t}, \\ \bar{J} &= \sigma (\bar{E} + \bar{q} \times \bar{B}), \end{aligned} \quad (6)$$

where  $\bar{B} = B_0 \hat{k} + \bar{b}$ ,  $\bar{b}$  is induced magnetic field. Assume that the induced magnetic field is negligible compared to the applied magnetic field so that magnetic Reynolds number is small, the electric field is zero, and magnetic permeability is constant throughout the flow field.

The velocity and microrotation components are

$$\begin{aligned} \bar{q} &= u \hat{i} + v \hat{j}, \\ \bar{l} &= N \hat{k}. \end{aligned} \quad (7)$$

Following Ojjela and Naresh Kumar [5, 12] the velocity and microrotation components are

$$\begin{aligned} u(x, \lambda, t) &= \left( \frac{U_0}{a} - \frac{V_2 x}{h} \right) f'(\lambda) e^{i\omega t}, \\ v(x, \lambda, t) &= V_2 f(\lambda) e^{i\omega t}, \\ N(x, \lambda, t) &= \left( \frac{U_0}{a} - \frac{V_2 x}{h} \right) A(\lambda) e^{i\omega t}. \end{aligned} \quad (8)$$

The temperature and concentration distributions can be taken as

$$\begin{aligned} T(x, \lambda, t) &= \left( T_1 + \frac{\mu V_2}{\rho h c} \left[ \phi_1(\lambda) + \left( \frac{U_0}{a V_2} - \frac{x}{h} \right)^2 \phi_2(\lambda) \right] \right) e^{i\omega t}, \\ C(x, \lambda, t) &= \left( C_0 + \frac{n_A}{h v} \left[ g_1(\lambda) + \left( \frac{U_0}{a V_2} - \frac{x}{h} \right)^2 g_2(\lambda) \right] \right) e^{i\omega t}, \end{aligned} \quad (9)$$

where  $\lambda = y/h$  and  $f(\lambda)$ ,  $A(\lambda)$ ,  $\phi_1(\lambda)$ ,  $\phi_2(\lambda)$ ,  $g_1(\lambda)$ , and  $g_2(\lambda)$  are to be determined.

The boundary conditions for the velocity, microrotation, temperature, and concentration are

$$\begin{aligned} u(x, \lambda, t) &= 0, \\ v(x, \lambda, t) &= V_1 e^{i\omega t}, \\ N(x, \lambda, t) &= 0, \\ T(x, \lambda, t) &= T_1 e^{i\omega t}, \\ C(x, \lambda, t) &= C_0 e^{i\omega t} \end{aligned} \quad \text{at } \lambda = 0 \quad (10)$$

$$\begin{aligned} u(x, \lambda, t) &= 0, \\ v(x, \lambda, t) &= V_2 e^{i\omega t}, \\ N(x, \lambda, t) &= 0, \\ T(x, \lambda, t) &= T_2 e^{i\omega t}, \\ C(x, \lambda, t) &= C_1 e^{i\omega t} \end{aligned} \quad \text{at } \lambda = 1.$$

Substituting (8) and (9) in (2), (3), (4), and (5) then we get

$$\begin{aligned} f^{IV} &= \frac{-R}{1+R} A'' + \frac{\text{Re}}{1+R} (ff''' - f'f'') \cos \psi \\ &+ \frac{\text{Ha}^2}{1+R} f'' + D^{-1} f'' - \frac{\text{EcGr}}{(1+R)\zeta} (\phi_1' + \zeta^2 \phi_2') \\ &- \frac{\text{Sh Gm}}{(1+R)\zeta} (g_1' + \zeta^2 g_2'), \\ J_1 (fA' - f'A) \cos \psi &= -s_1 (2A + f'') + A'', \\ \phi_1'' &= -2\phi_2 - \text{Re} s_2 A^2 \cos \psi - \text{Re Pr} \left( (1+R) D^{-1} f^2 \right. \\ &\left. + \text{Ha}^2 f^2 + 4f'^2 - f\phi_1' \right) \cos \psi - \text{Du} (g_1'' + 2g_2), \\ \phi_2'' &= -\text{Re Pr} \left( \frac{R}{2} (f'' + 2A)^2 + \frac{s_2}{\text{Pr}} A'^2 \right. \\ &\left. + (1+R) D^{-1} f'^2 + \text{Ha}^2 f'^2 + f''^2 + 2f'\phi_2 - f\phi_2' \right) \\ &\cdot \cos \psi - \text{Du} g_2'', \\ g_1'' &= -2g_2 + \text{Krg}_1 + \text{Sc Re} f g_1' \cos \psi - \text{Sc Sr} (\phi_1'' \\ &+ 2\phi_2), \\ g_2'' &= \text{Krg}_2 + \text{Sc Re} (f g_2' - 2f'g_2) \cos \psi - \text{Sc Sr} \phi_2'', \end{aligned} \quad (11)$$

where the prime denotes the differentiation with respect to  $\lambda$ .

The dimensionless forms of temperature and concentration from (9) are

$$\begin{aligned} T^* &= \frac{T - T_1 e^{i\omega t}}{(T_2 - T_1) e^{i\omega t}} = \text{Ec} (\phi_1 + \zeta^2 \phi_2), \\ C^* &= \frac{C - C_0 e^{i\omega t}}{(C_1 - C_0) e^{i\omega t}} = \text{Sh} (g_1 + \zeta^2 g_2). \end{aligned} \quad (12)$$

The boundary conditions (10) in terms of  $f$ ,  $A$ ,  $\phi_1$ ,  $\phi_2$ ,  $g_1$ , and  $g_2$  are

$$\begin{aligned} f(0) &= 1 - a, \\ f(1) &= 1, \\ f'(0) &= 0, \\ f'(1) &= 0, \\ A(0) &= 0, \\ A(1) &= 0 \\ \phi_1(0) &= 0, \\ \phi_1(1) &= \frac{1}{\text{Ec}} \\ \phi_2(0) &= 0, \\ \phi_2(1) &= 0, \\ g_1(0) &= 0, \\ g_1(1) &= \frac{1}{\text{Sh}} \\ g_2(0) &= 0, \\ g_2(1) &= 0. \end{aligned} \quad (13)$$

For micropolar fluids the shear stress  $\tau_{kl}$  is given by

$$\tau_{kl} = (-p + \eta v_{r,r}) \delta_{kl} + 2\mu d_{kl} + 2k_1 e_{klr} (\omega_r - l_r). \quad (14)$$

Then the nondimensional shear stress at the lower and upper plates is

$$\begin{aligned} S_f &= \frac{2\tau_{kl}}{\rho V_2^2} \\ &= \left[ \frac{2}{\text{Re}} \left( \frac{U_0}{aV_2} - \frac{x}{h} \right) (R-1) f''(\lambda) \cos \psi \right]_{\lambda=0,1}. \end{aligned} \quad (15)$$

For micropolar fluids, the couple stress  $M_{ij}$  is given by

$$M_{ij} = \alpha l_{r,r} \delta_{ij} + \beta l_{i,j} + \gamma l_{j,i}. \quad (16)$$

Then the nondimensional couple stress at lower and upper plates is

$$m = \left[ \left( \frac{U_0}{aV_2} - \frac{x}{h} \right) g'(\lambda) \cos \psi \right]_{\lambda=0,1}. \quad (17)$$

### 3. Solution of the Problem

The nonlinear equations (11) are converted into the following system of first-order differential equations by the substitution

$$\begin{aligned} (f, f', f'', f''', A, A', \phi_1, \phi_1', \phi_2, \phi_2', g_1, g_1', g_2, g_2') \\ = (x_1, x_2, x_3, x_4, x_5, x_6, x_7, x_8, x_9, x_{10}, x_{11}, x_{12}, x_{13}, x_{14}) \end{aligned}$$

$$\frac{dx_1}{d\lambda} = x_2,$$

$$\frac{dx_2}{d\lambda} = x_3,$$

$$\frac{dx_3}{d\lambda} = x_4,$$

$$\begin{aligned} \frac{dx_4}{d\lambda} &= \frac{-R}{1+R} (s_1 (x_3 + 2x_5) + J_1 (x_1 x_6 - x_2 x_5)) \cos \psi \\ &+ \frac{\text{Re}}{1+R} (x_2 x_3 - x_1 x_4) \cos \psi + D^{-1} x_3 + \frac{\text{Ha}^2}{1+R} x_3 \\ &- \frac{\text{EcGr}}{(1+R)\zeta} (x_8 + \zeta^2 x_{10}) - \frac{\text{Sh Gm}}{(1+R)\zeta} (x_{12} \\ &+ \zeta^2 x_{14}), \end{aligned}$$

$$\frac{dx_5}{d\lambda} = x_6,$$

$$\frac{dx_6}{d\lambda} = s_1 (x_3 + 2x_5) + J_1 (x_1 x_6 - x_2 x_5) \cos \psi,$$

$$\frac{dx_7}{d\lambda} = x_8,$$

$$\begin{aligned} \frac{dx_8}{d\lambda} &= -2x_9 - \frac{\text{Re Pr}}{1 - \text{Du Sc Sr}} (4x_2^2 + (1+R) D^{-1} x_1^2 \\ &+ \text{Ha}^2 x_1^2 - x_1 x_8 + \frac{s_2}{\text{Pr}} x_5^2) \cos \psi - \frac{\text{Kr Du}}{1 - \text{Du Sc Sr}} x_{11} \\ &+ \frac{\text{Du Sc}}{1 - \text{Du Sc Sr}} \text{Re} x_1 x_{12} \cos \psi, \end{aligned}$$

$$\frac{dx_9}{d\lambda} = x_{10},$$

$$\begin{aligned} \frac{dx_{10}}{d\lambda} &= -\frac{\text{Re Pr}}{1 - \text{Du Sc Sr}} \left( \frac{R}{2} (x_3 + 2x_5)^2 + x_3^2 + (1+R) \right. \\ &\cdot D^{-1} x_2^2 + \text{Ha}^2 x_2^2 + 2x_2 x_9 - x_1 x_{10} \left. \right) \cos \psi \\ &- \frac{\text{Kr Du}}{1 - \text{Du Sc Sr}} x_{13} - \frac{\text{Du Sc}}{1 - \text{Du Sc Sr}} \text{Re} (x_1 x_{14} \\ &- 2x_2 x_{13}) \cos \psi \end{aligned}$$

$$\frac{dx_{11}}{d\lambda} = x_{12},$$

$$\begin{aligned} \frac{dx_{12}}{d\lambda} &= -2x_{13} + \frac{\text{Sc Sr Re Pr}}{1 - \text{Du Sc Sr}} (4x_2^2 + (1+R) D^{-1} x_1^2 \\ &+ \text{Ha}^2 x_1^2 - x_1 x_8 + \frac{s_2}{\text{Pr}} x_5^2) \cos \psi + \frac{\text{Kr}}{1 - \text{Du Sc Sr}} x_{11} \\ &+ \frac{\text{Sc}}{1 - \text{Du Sc Sr}} \text{Re} x_1 x_{12} \cos \psi, \end{aligned}$$

$$\begin{aligned}
\frac{dx_{13}}{d\lambda} &= x_{14}, \\
\frac{dx_{14}}{d\lambda} &= \frac{\text{Sc Sr Re Pr}}{1 - \text{Du Sc Sr}} \left( x_3^2 + (1 + R) D^{-1} x_2^2 + \text{Ha}^2 x_2^2 \right. \\
&\quad \left. + \frac{S_2}{\text{Pr}} x_6^2 + \frac{R}{2} (x_3 + 2x_5)^2 + 2x_2 x_9 - x_1 x_{10} \right) \cos \psi \\
&\quad + \frac{\text{Kr}}{1 - \text{Du Sc Sr}} x_{13} + \frac{\text{Sc}}{1 - \text{Du Sc Sr}} \text{Re} (x_1 x_{14} \\
&\quad - 2x_2 x_{13}) \cos \psi.
\end{aligned} \tag{18}$$

The boundary conditions in terms of  $x_1, x_2, x_3, x_4, x_5, x_6, x_7, x_8, x_9, x_{10}, x_{11}, x_{12}, x_{13}, x_{14}$  are

$$\begin{aligned}
x_1(0) &= 1 - a, \\
x_2(0) &= 0, \\
x_5(0) &= 0, \\
x_7(0) &= 0, \\
x_9(0) &= 0, \\
x_{11}(0) &= 0, \\
x_{13}(0) &= 0, \\
x_1(1) &= 1, \\
x_2(1) &= 0, \\
x_5(1) &= 0, \\
x_7(1) &= \frac{1}{\text{Ec}}, \\
x_9(1) &= 0, \\
x_{11}(1) &= \frac{1}{\text{Sh}}, \\
x_{13}(1) &= 0.
\end{aligned} \tag{19}$$

The system of (18) is solved numerically subject to boundary conditions (19) using the quasilinearization method given by Bellman and Kalaba [26].

Let  $(x_i^r, i = 1, 2, \dots, 14)$  be an approximate current solution and let  $(x_i^{r+1}, i = 1, 2, \dots, 14)$  be an improved solution of (18). Using Taylor's series expansion about the current solution by neglecting the second- and higher-order derivative terms, coupled first-order system (18) is linearized as

$$\begin{aligned}
\frac{dx_1^{r+1}}{d\lambda} &= x_2^{r+1}, \\
\frac{dx_2^{r+1}}{d\lambda} &= x_3^{r+1}, \\
\frac{dx_3^{r+1}}{d\lambda} &= x_4^{r+1}, \\
\frac{dx_4^{r+1}}{d\lambda} &= -\frac{\text{Re}}{1 + R} \left( x_1^{r+1} x_4^r + x_4^{r+1} x_1^r - x_2^{r+1} x_3^r \right.
\end{aligned}$$

$$\begin{aligned}
&\quad \left. - x_2^r x_3^{r+1} \right) \cos \psi + D^{-1} x_3^{r+1} + \frac{\text{Ha}^2}{1 + R} x_3^{r+1} \\
&\quad - \frac{R}{1 + R} \left( s_1 (x_3^{r+1} + 2x_5^{r+1}) + J_1 (x_1^{r+1} x_6^r + x_1^r x_6^{r+1} \right. \\
&\quad \left. - x_2^{r+1} x_5^r - x_5^{r+1} x_2^r \right) \cos \psi - \frac{\text{Ec Gr}}{(1 + R) \zeta} (x_8^{r+1} \\
&\quad + \zeta^2 x_{10}^{r+1}) - \frac{\text{Sh Gm}}{(1 + R) \zeta} (x_{12}^{r+1} + \zeta^2 x_{14}^{r+1}) \\
&\quad + \frac{\text{Re}}{1 + R} (-x_2^r x_3^r + x_1^r x_4^r) \cos \psi + \frac{\text{RJ}_1}{1 + R} (x_1^r x_6^r \\
&\quad - x_2^r x_5^r) \cos \psi,
\end{aligned}$$

$$\begin{aligned}
\frac{dx_5^{r+1}}{d\lambda} &= x_6^{r+1}, \\
\frac{dx_6^{r+1}}{d\lambda} &= s_1 (x_3^{r+1} + 2x_5^{r+1}) + J_1 (x_1^{r+1} x_6^r + x_1^r x_6^{r+1} \\
&\quad - x_2^{r+1} x_5^r - x_5^{r+1} x_2^r) \cos \psi - J_1 (x_1^r x_6^r - x_2^r x_5^r) \cos \psi, \\
\frac{dx_7^{r+1}}{d\lambda} &= x_8^{r+1}, \\
\frac{dx_8^{r+1}}{d\lambda} &= -2x_9^{r+1} - \frac{\text{Re Pr}}{1 - \text{Du Sc Sr}} \left( 8x_2^r x_2^{r+1} + 2(1 + R) \right. \\
&\quad \cdot D^{-1} x_1^r x_1^{r+1} + 2\text{Ha}^2 x_1^r x_1^{r+1} - x_1^r x_8^{r+1} - x_8^r x_1^{r+1} \\
&\quad \left. + \frac{2s_2}{\text{Pr}} x_5^r x_5^{r+1} \right) \cos \psi - \frac{\text{Kr Du}}{1 - \text{Du Sc Sr}} x_{11}^{r+1} \\
&\quad + \frac{\text{Du Sc}}{1 - \text{Du Sc Sr}} \text{Re} (x_1^r x_{12}^{r+1} + x_{12}^r x_1^{r+1} - x_1^r x_{12}^r) \\
&\quad \cdot \cos \psi + \frac{\text{Re Pr}}{1 - \text{Du Sc Sr}} \left( 4x_2^r x_2^r + (1 + R) D^{-1} x_1^r x_1^r \right. \\
&\quad \left. + \text{Ha}^2 x_1^r x_1^r - x_1^r x_8^r + \frac{S_2}{\text{Pr}} x_5^r x_5^r \right) \cos \psi,
\end{aligned}$$

$$\begin{aligned}
\frac{dx_9^{r+1}}{d\lambda} &= x_{10}^{r+1}, \\
\frac{dx_{10}^{r+1}}{d\lambda} &= -\frac{\text{Re Pr}}{1 - \text{Du Sc Sr}} \left( \frac{R}{2} (2x_3^r x_3^{r+1} + 8x_5^r x_5^{r+1} \right. \\
&\quad \left. + 4x_3^r x_5^{r+1} + 4x_5^r x_3^{r+1}) + 2x_3^r x_3^{r+1} + 2(1 + R) \right. \\
&\quad \cdot D^{-1} x_2^r x_2^{r+1} + 2\text{Ha}^2 x_2^r x_2^{r+1} + 2x_2^r x_9^{r+1} + 2x_2^{r+1} x_9^r \\
&\quad \left. - x_1^r x_{10}^{r+1} - x_1^{r+1} x_{10}^r \right) \cos \psi - \frac{\text{Du Sc Re}}{1 - \text{Du Sc Sr}} (x_1^r x_{14}^{r+1} \\
&\quad + x_1^{r+1} x_{14}^r - 2x_2^r x_{13}^{r+1} - 2x_2^{r+1} x_{13}^r - x_1^r x_{14}^r \\
&\quad + 2x_2^r x_{13}^r) \cos \psi + \frac{\text{Re Pr}}{1 - \text{Du Sc Sr}} \left( \frac{R}{2} (x_3^r x_3^r + 4x_5^r x_5^r \right. \\
&\quad \left. + 4x_3^r x_5^r) + x_3^r x_3^r + (1 + R) D^{-1} x_2^r x_2^r + \text{Ha}^2 x_2^r x_2^r \right. \\
&\quad \left. + 2x_2^r x_9^r - x_1^r x_{10}^r \right) \cos \psi - \frac{\text{Kr Du}}{1 - \text{Du Sc Sr}} x_{13}^{r+1},
\end{aligned}$$

$$\begin{aligned}
\frac{dx_{11}^{r+1}}{d\lambda} &= x_{12}^{r+1}, \\
\frac{dx_{12}^{r+1}}{d\lambda} &= -2x_{13}^{r+1} + \frac{Sc Sr Re Pr}{1 - Du Sc Sr} \left( 8x_2^r x_2^{r+1} + 2(1+R) \right. \\
&\quad \cdot D^{-1} x_1^r x_1^{r+1} + 2Ha^2 x_1^r x_1^{r+1} - x_1^r x_8^{r+1} - x_1^{r+1} x_8^r \\
&\quad \left. + \frac{2s_2}{Pr} x_5^r x_5^{r+1} \right) \cos \psi + \frac{Kr}{1 - Du Sc Sr} x_{11}^{r+1} \\
&\quad + \frac{Sc Re}{1 - Du Sc Sr} \left( x_1^r x_{12}^{r+1} + x_1^{r+1} x_{12}^r - x_1^r x_{12}^r \right) \cos \psi \\
&\quad - \frac{Sc Sr Re Pr}{1 - Du Sc Sr} \left( 4x_2^r x_2^r + (1+R) D^{-1} x_1^r x_1^r \right. \\
&\quad \left. + Ha^2 x_1^r x_1^r - x_1^r x_8^r + \frac{s_2}{Pr} x_5^r x_5^r \right) \cos \psi, \\
\frac{dx_{13}^{r+1}}{d\lambda} &= x_{14}^{r+1}, \\
\frac{dx_{14}^{r+1}}{d\lambda} &= \frac{Sc Sr Re Pr}{1 - Du Sc Sr} \left( 2x_3^{r+1} x_3^r + 2(1+R) \right. \\
&\quad \cdot D^{-1} x_2^r x_2^{r+1} + 2Ha^2 x_2^r x_2^{r+1} + \frac{2s_2}{Pr} x_6^r x_6^{r+1} \\
&\quad \left. + \frac{R}{2} \left( 2x_3^r x_3^{r+1} + 8x_5^r x_5^{r+1} + 4x_3^r x_5^{r+1} + 4x_5^r x_3^{r+1} \right) \right. \\
&\quad \left. + 2x_2^r x_9^{r+1} + 2x_2^{r+1} x_9^r - x_1^r x_{10}^{r+1} - x_1^{r+1} x_{10}^r \right) \cos \psi \\
&\quad + \frac{Kr}{1 - Du Sc Sr} x_{13}^{r+1} + \frac{Sc Re}{1 - Du Sc Sr} \left( x_1^r x_{14}^{r+1} \right. \\
&\quad \left. + x_1^{r+1} x_{14}^r - 2x_2^r x_{13}^{r+1} - 2x_2^{r+1} x_{13}^r - x_1^r x_{14}^r \right. \\
&\quad \left. + 2x_2^r x_{13}^r \right) \cos \psi - \frac{Sc Sr Re Pr}{1 - Du Sc Sr} \left( x_3^r x_3^r + (1+R) \right. \\
&\quad \cdot D^{-1} x_2^r x_2^r + Ha^2 x_2^r x_2^r + \frac{s_2}{Pr} x_6^r x_6^r + \frac{R}{2} \left( x_3^r x_3^r \right. \\
&\quad \left. + 4x_5^r x_5^r + 4x_3^r x_5^r \right) + 2x_2^r x_9^r - x_1^r x_{10}^r \left. \right) \cos \psi.
\end{aligned} \tag{20}$$

To solve for  $(x_i^{r+1}, i = 1, 2, \dots, 14)$ , the solutions to seven separate initial value problems, denoted by  $x_i^{h1}(\lambda)$ ,  $x_i^{h2}(\lambda)$ ,  $x_i^{h3}(\lambda)$ ,  $x_i^{h4}(\lambda)$ ,  $x_i^{h5}(\lambda)$ ,  $x_i^{h6}(\lambda)$ , and  $x_i^{h7}(\lambda)$  (which are the solutions of the homogeneous system corresponding to (20)) and  $x_i^{p1}(\lambda)$  (which is the particular solution of (20)), with the following initial conditions are obtained by using the 4th-order Runge-Kutta method:

$$\begin{aligned}
x_3^{h1}(0) &= 1, \\
x_i^{h1}(0) &= 0 \quad \text{for } i \neq 3, \\
x_4^{h2}(0) &= 1, \\
x_i^{h2}(0) &= 0 \quad \text{for } i \neq 4,
\end{aligned}$$

$$\begin{aligned}
x_6^{h3}(0) &= 1, \\
x_i^{h3}(0) &= 0 \quad \text{for } i \neq 6, \\
x_8^{h4}(0) &= 1, \\
x_i^{h4}(0) &= 0 \quad \text{for } i \neq 8, \\
x_{10}^{h5}(0) &= 1, \\
x_i^{h5}(0) &= 0 \quad \text{for } i \neq 10, \\
x_{12}^{h6}(0) &= 1, \\
x_i^{h6}(0) &= 0 \quad \text{for } i \neq 12, \\
x_{14}^{h7}(0) &= 1, \\
x_i^{h7}(0) &= 0 \quad \text{for } i \neq 14, \\
x_1^{p1}(0) &= 1 - a, \\
x_2^{p1}(0) &= x_3^{p1}(0) = x_4^{p1}(0) = x_5^{p1}(0) = 0 \\
x_6^{p1}(0) &= x_7^{p1}(0) = x_8^{p1}(0) = x_9^{p1}(0) = 0 \\
x_{10}^{p1}(0) &= x_{11}^{p1}(0) = x_{12}^{p1}(0) = 0 \\
x_{13}^{p1}(0) &= x_{14}^{p1}(0) = 0.
\end{aligned} \tag{21}$$

By using the principle of superposition, the general solution can be written as

$$\begin{aligned}
x_i^{n+1}(\lambda) &= C_1 x_i^{h1}(\lambda) + C_2 x_i^{h2}(\lambda) + C_3 x_i^{h3}(\lambda) \\
&\quad + C_4 x_i^{h4}(\lambda) + C_5 x_i^{h5}(\lambda) + C_6 x_i^{h6}(\lambda) \\
&\quad + C_7 x_i^{h7}(\lambda) + x_i^{p1}(\lambda),
\end{aligned} \tag{22}$$

where  $C_1, C_2, C_3, C_4, C_5, C_6,$  and  $C_7$  are the unknown constants and are determined by considering the boundary conditions at  $\lambda = 1$ . This solution  $(x_i^{r+1}, i = 1, 2, \dots, 14)$  is then compared with solution at the previous step  $(x_i^r, i = 1, 2, \dots, 14)$  and further iteration is performed if the convergence has not been achieved.

#### 4. Results and Discussion

The system of nonlinear differential equations (18) subject to boundary conditions (19) is solved numerically by the quasi-linearization method. The influences of various fluid and geometric parameters such as Soret number  $Sr$ , Dufour number  $Du$ , Hartmann number  $Ha$ , chemical reaction parameter  $Kr$ , Schmidt number  $Sc$ , Eckert number  $Ec$ , and Prandtl number  $Pr$  on nondimensional velocity components, microrotation, temperature distribution, and concentration are analyzed through graphs in the domain  $[0, 1]$ .

Figures 2 and 3 show the influence of  $Sr$  and  $Du$  on temperature and concentration. From these figures, it is

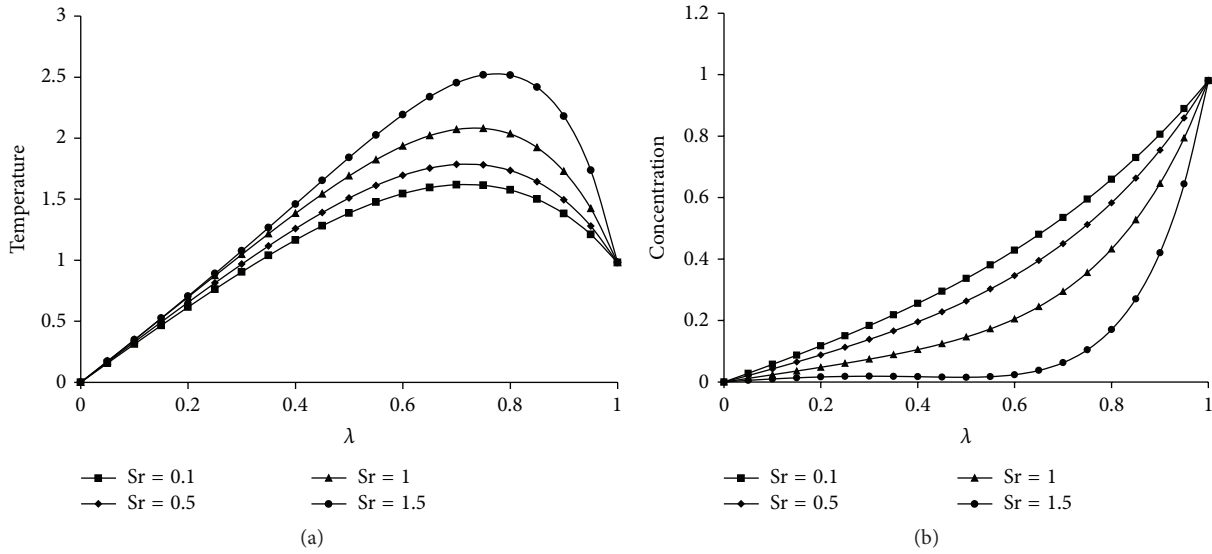


FIGURE 2: Effect of  $Sr$  on (a) temperature and (b) concentration for  $Kr = 2$ ,  $Gr = 4$ ,  $Gm = 4$ ,  $Re = 2$ ,  $Du = 2$ ,  $Sc = 0.22$ ,  $Pr = 1$ ,  $a = 0.2$ ,  $\psi = 0.2$ ,  $R = 0.2$ ,  $J_1 = 0.2$ ,  $s_1 = 2$ ,  $s_2 = 10$ ,  $Ha = 1$ ,  $D^{-1} = 2$ , and  $Ec = 1$ .

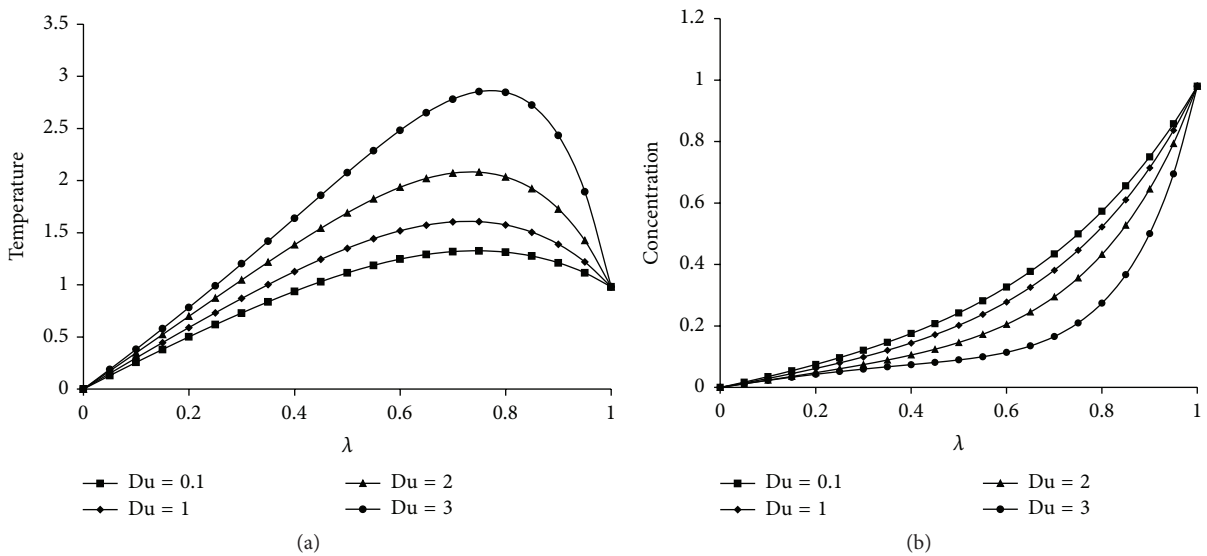


FIGURE 3: Effect of  $Du$  on (a) temperature and (b) concentration for  $Kr = 2$ ,  $Gr = 4$ ,  $Gm = 4$ ,  $Re = 2$ ,  $Sr = 1$ ,  $Sc = 0.22$ ,  $Pr = 1$ ,  $a = 0.2$ ,  $\psi = 0.2$ ,  $R = 0.2$ ,  $J_1 = 0.2$ ,  $s_1 = 2$ ,  $s_2 = 10$ ,  $Ha = 1$ ,  $D^{-1} = 2$ , and  $Ec = 1$ .

evident that the temperature of the fluid increases whereas the concentration decreases with the increasing of  $Sr$  and  $Du$ . This is because of the difference between the temperatures of the fluid and surface as well as the difference between concentrations of the fluid and surface concentrations are increased with  $Sr$  and  $Du$ . Figure 4 describes the behavior of the temperature distribution and concentration for the various values of  $Kr$ . As  $Kr$  increases the temperature distribution of the fluid also increases, whereas the concentration decreases from the lower plate to the upper plate. It is clear that the increase in the  $Kr$  produces a decrease in the species concentration. This causes the concentration buoyancy effects to decrease as  $Kr$  increases. The effect of  $Ec$  on velocity components, micro-rotation, and temperature is presented in Figure 5. As  $Ec$

increases the radial velocity, micro-rotation and temperature are decreasing towards the upper plate. However, the axial velocity decreases towards the center of the channel and then increases. Since the Eckert number is the relation between the kinetic energy and enthalpy, as enthalpy increases, the temperature distribution decreases. Figure 6 elucidates the change in velocity components, micro-rotation, temperature distribution, and concentration for different values of  $Pr$ . It is observed that the axial velocity reaches highest value near the hot plate and the radial velocity, micro-rotation, and concentration decrease whereas the temperature increases with the increasing value of  $Pr$ . Physically, if  $Pr$  increases the thermal diffusivity decreases and this leads to the decrease in the heat transfer ability at the thermal boundary layer.



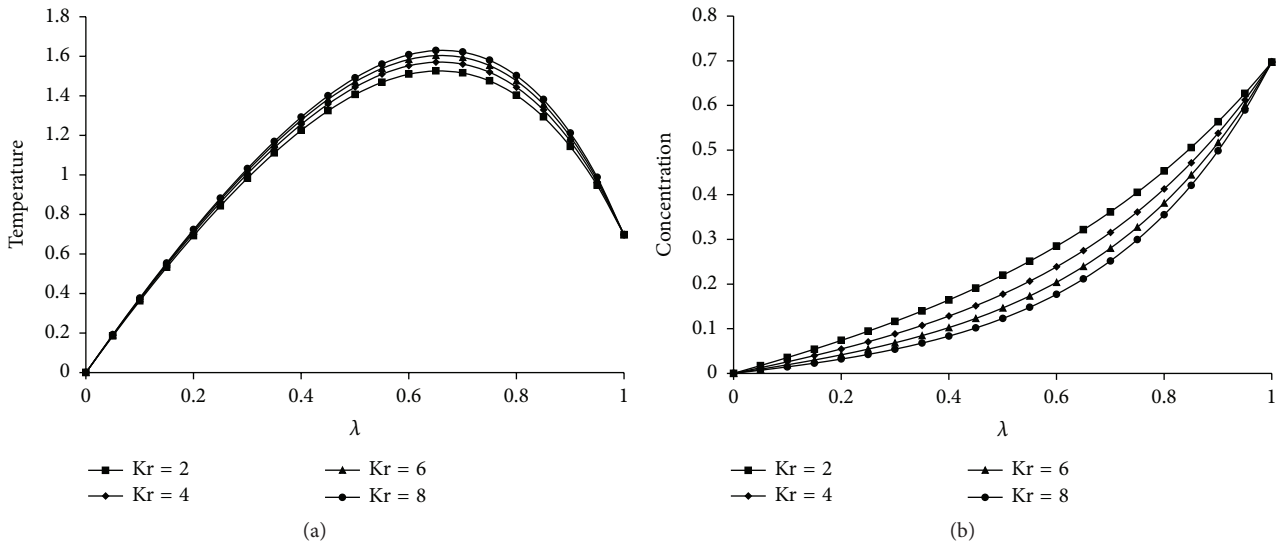


FIGURE 4: Effect of  $Du$  on (a) temperature and (b) concentration for  $Du = 1$ ,  $Gr = 4$ ,  $Gm = 4$ ,  $Re = 2$ ,  $Sr = 0.2$ ,  $Sc = 0.22$ ,  $Pr = 1$ ,  $a = 0.2$ ,  $\psi = 0.8$ ,  $R = 2$ ,  $J_1 = 0.2$ ,  $s_1 = 2$ ,  $s_2 = 10$ ,  $Ha = 2$ ,  $D^{-1} = 2$ , and  $Ec = 1$ .

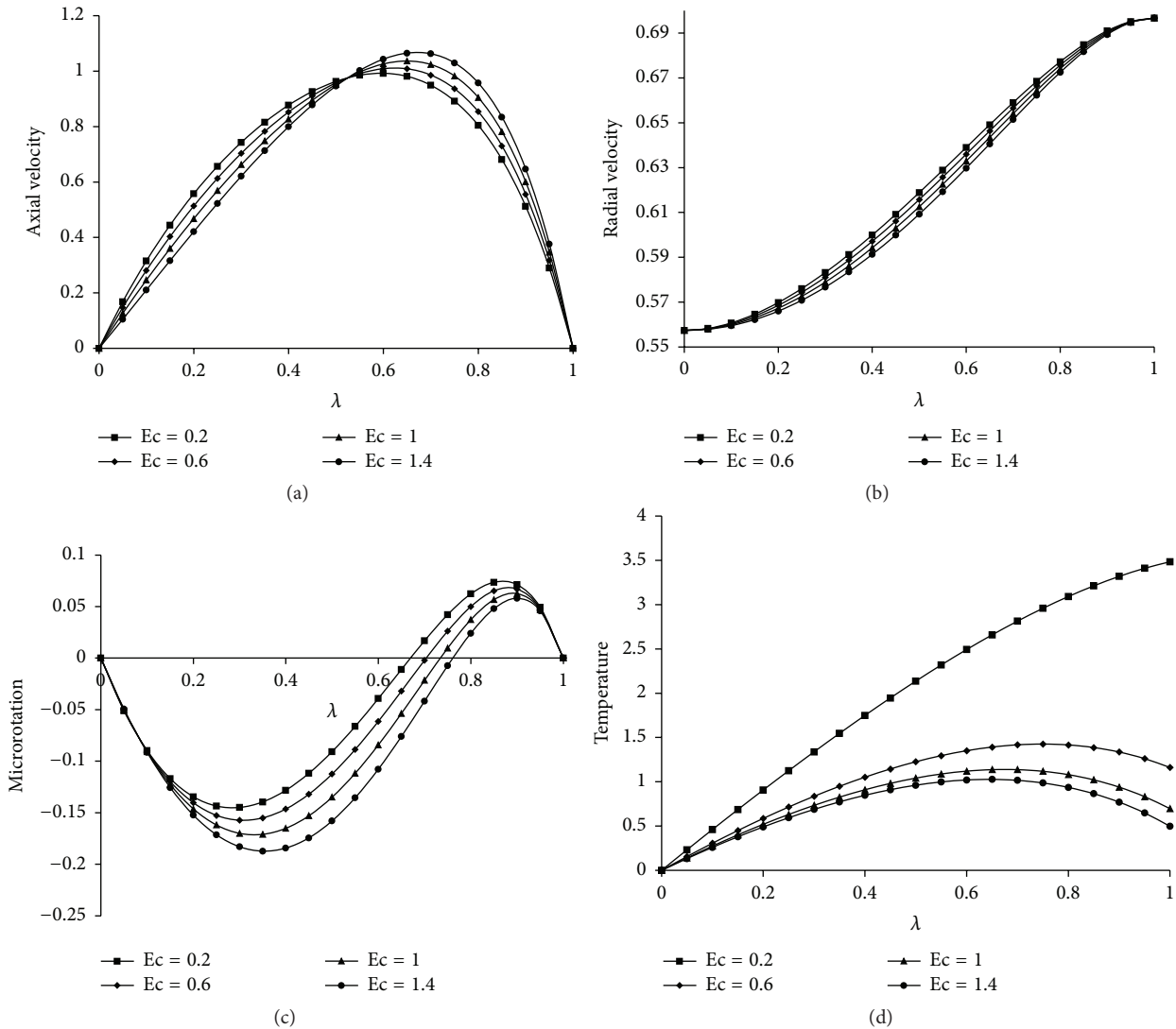


FIGURE 5: Effect of  $Ec$  on (a) axial velocity, (b) radial velocity, (c) microrotation, and (d) temperature for  $D^{-1} = 2$ ,  $Du = 0.2$ ,  $Gr = 4$ ,  $Re = 2$ ,  $Sr = 0.2$ ,  $Ha = 2$ ,  $Sc = 0.22$ ,  $a = 0.2$ ,  $\psi = 0.8$ ,  $R = 2$ ,  $J_1 = 2$ ,  $s_1 = 2$ ,  $s_2 = 1$ ,  $Gm = 4$ ,  $Kr = 2$ , and  $Pr = 0.71$ .



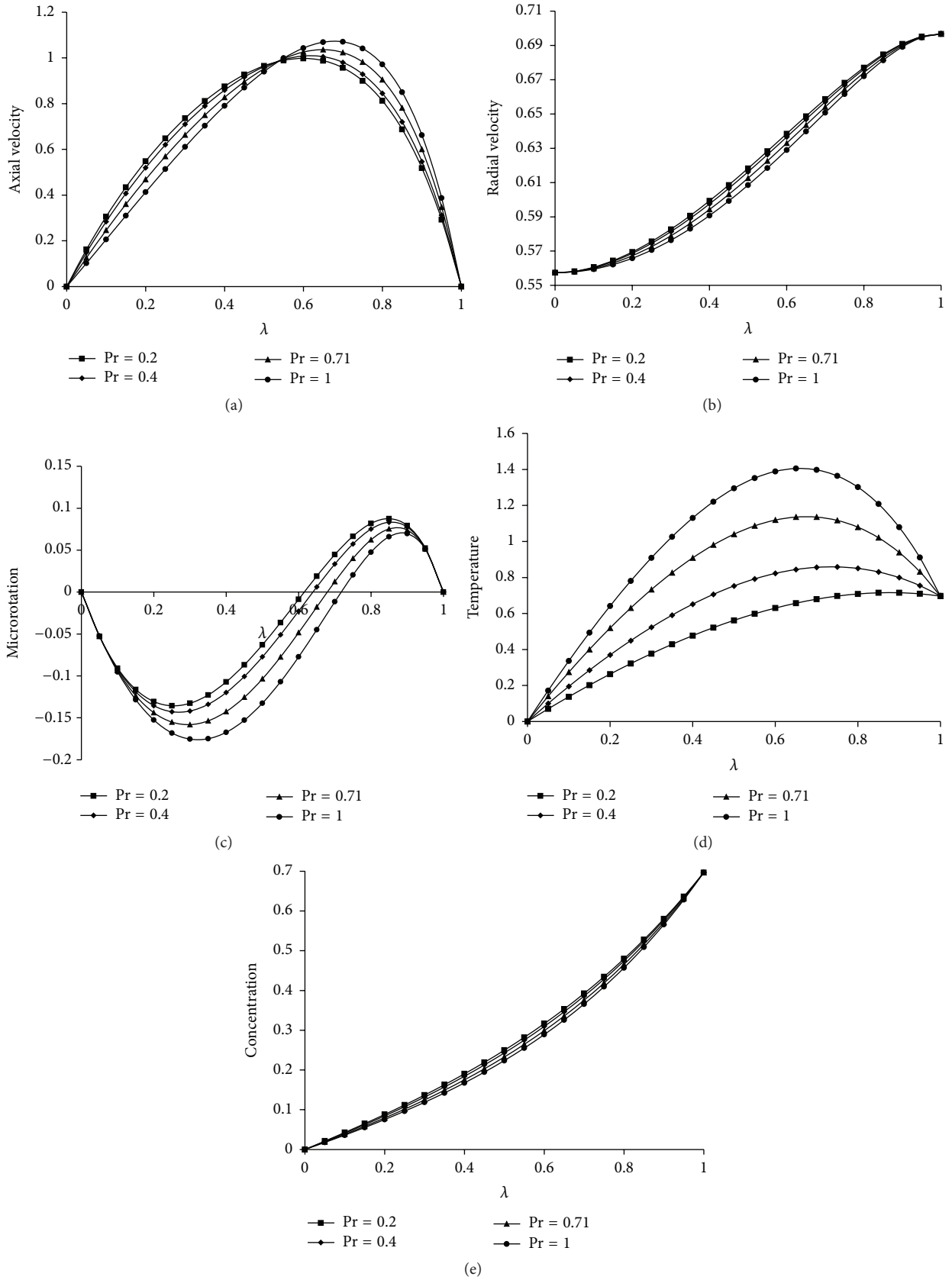


FIGURE 6: Effect of Pr on (a) axial velocity, (b) radial velocity, (c) microrotation, (d) temperature, and (e) concentration for  $D^{-1} = 2$ ,  $Du = 0.2$ ,  $Gr = 4$ ,  $Re = 2$ ,  $Sr = 0.2$ ,  $Ha = 2$ ,  $Sc = 0.22$ ,  $a = 0.2$ ,  $\psi = 0.8$ ,  $R = 2$ ,  $J_1 = 0.2$ ,  $s_1 = 2$ ,  $s_2 = 1$ ,  $Gm = 4$ ,  $Kr = 2$ , and  $Ec = 1$ .

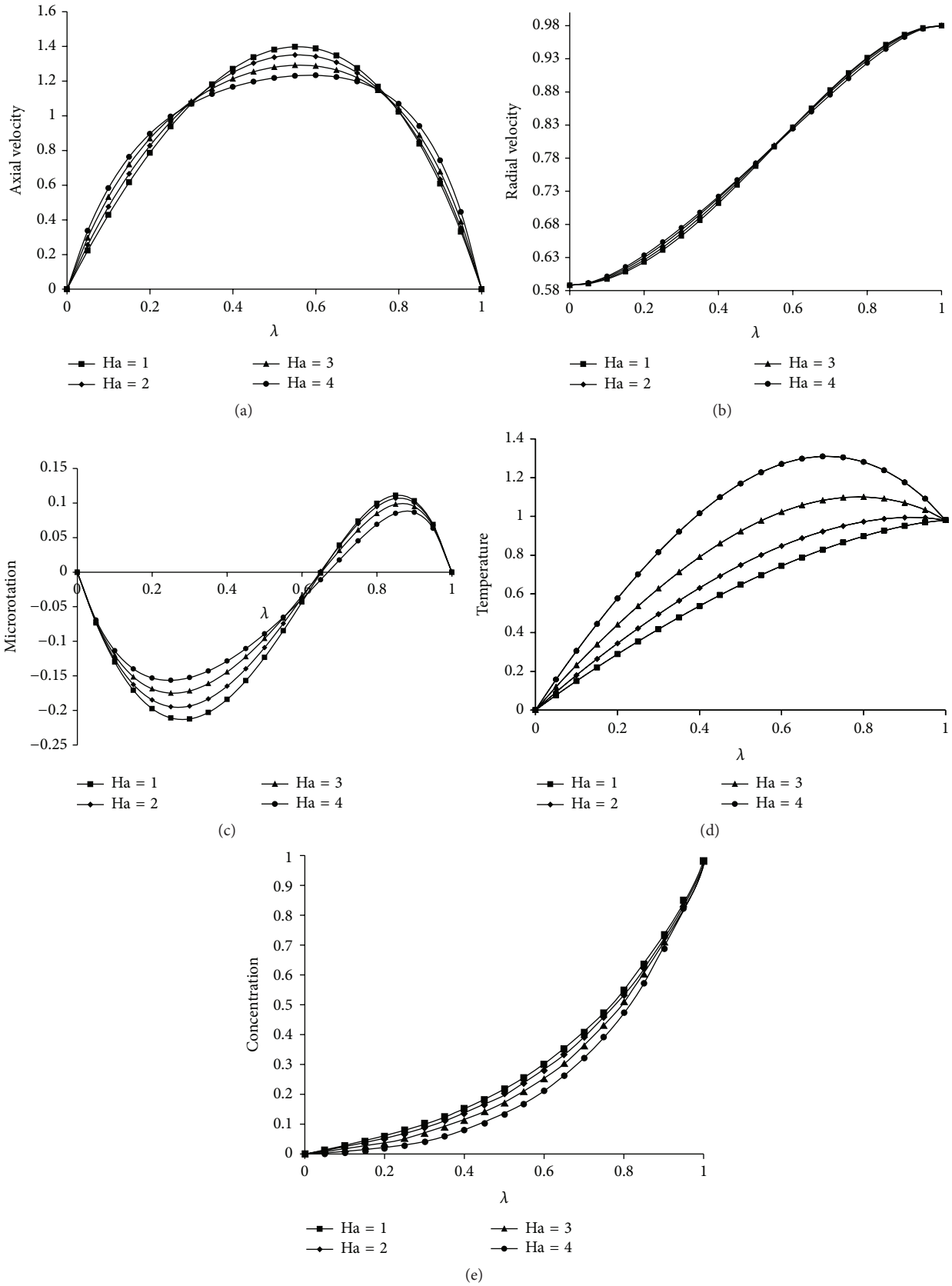


FIGURE 7: Effect of  $Ha$  on (a) axial velocity, (b) radial velocity, (c) microrotation, (d) temperature, and (e) concentration for  $Kr = 2$ ,  $Du = 0.02$ ,  $Gr = 4$ ,  $Re = 2$ ,  $Sr = 0.2$ ,  $Sc = 1$ ,  $Pr = 0.2$ ,  $a = 0.4$ ,  $\psi = 0.2$ ,  $R = 2$ ,  $J_1 = 2$ ,  $s_1 = 2$ ,  $s_2 = 2$ ,  $Gm = 4$ ,  $D^{-1} = 0.2$ , and  $Ec = 1$ .

Figure 7 displays the change in the velocity components, microrotation, temperature distribution, and concentration for several values of Ha. From this it is observed that when Ha increases, the temperature distribution also increases whereas the concentration decreases from the lower plate to upper plate and the axial velocity attains maximum value at the center of the plates. However, the radial velocity and microrotation increase towards the center of the plates and then decrease. This is due to the fact that the magnetic force retards the flow in both axial and radial directions. The variations in the velocity components, microrotation, temperature distribution, and concentration for different values of  $D^{-1}$  are shown in Figure 8. From these one can deduce that the temperature distribution is increasing with  $D^{-1}$  whereas the radial velocity, microrotation, and concentration are decreasing towards the upper plate and the axial velocity decreases towards the center of the plates and then increases because the resistance offered by the porosity of the medium is more than the resistance due to the magnetic lines of force.

## 5. Conclusions

The thermal diffusion and diffusion thermoeffects on combined free and forced convection magnetohydrodynamic flow of micropolar fluid in a porous medium between two parallel plates with chemical reaction are considered. The numerical solution of the transformed governing equations is obtained by the method of quasilinearization and the results are analyzed for various fluid and geometric parameters through graphs. From the results the following is concluded:

- (i) The influences of Sr and Du on temperature and concentration are similar.
- (ii) The temperature of the fluid is enhanced whereas the concentration of the fluid is decreased with the increasing of Ha and  $D^{-1}$ .
- (iii) Kr reduces the concentration and enhances the temperature of the fluid.
- (iv) Ec and Pr exhibit similar effects on the velocity components and microrotation whereas it is opposite in the case of temperature.

## Nomenclature

$a$ : Injection suction ratio,  $1 - V_1/V_2$   
 $t$ : Time  
 $h$ : Distance between two parallel plates  
 $V_1 e^{i\omega t}$ : Injection velocity  
 $V_2 e^{i\omega t}$ : Suction velocity  
 $p$ : Fluid pressure  
 $\bar{q}$ : Velocity vector  
 $c$ : Specific heat at constant temperature  
 $\bar{l}$ : Microrotation vector  
 $N$ : Microrotation component  
 $Ec$ : Eckert number,  $\mu V_2 / \rho h c (T_2 - T_1)$   
 $k$ : Thermal conductivity

$k_1$ : Viscosity parameter  
 $k_2$ : Permeability of the medium  
 $k_3$ : Chemical reaction rate  
 $u$ : Velocity component in  $x$ -direction  
 $v$ : Velocity component in  $y$ -direction  
 $Pr$ : Prandtl number,  $\mu c / k$   
 $Re$ : Suction Reynolds number,  $\rho V_2 h / \mu$   
 $j$ : Gyration parameter  
 $\bar{J}$ : Current density  
 $J_1$ : Nondimensional gyration parameter,  $\rho j h V_2 / \gamma$   
 $\bar{B}$ : Total magnetic field  
 $\bar{b}$ : Induced magnetic field  
 $B_0$ : Magnetic flux density  
 $D$ : Rate of deformation tensor  
 $\bar{E}$ : Electric field  
 $Ha$ : Hartmann number,  $B_0 h \sqrt{\sigma / \mu}$   
 $D^{-1}$ : Inverse Darcy parameter,  $h^2 / k_2$   
 $R$ : Nondimensional viscosity parameter,  $k_1 / \mu$   
 $s_1$ : Nondimensional micropolar parameter,  $k_1 h^2 / \gamma$   
 $s_2$ : Nondimensional micropolar parameter,  $\gamma c / h^2 k$   
 $T$ : Temperature  
 $T_1 e^{i\omega t}$ : Temperature of the lower plate  
 $T_2 e^{i\omega t}$ : Temperature of the upper plate  
 $T^*$ : Dimensionless temperature,  $(T - T_1 e^{i\omega t}) / (T_2 - T_1) e^{i\omega t}$   
 $C$ : Concentration  
 $C^*$ : Nondimensional concentration,  $(C - C_0 e^{i\omega t}) / (C_1 - C_0) e^{i\omega t}$   
 $C_0 e^{i\omega t}$ : Concentration of the lower plate  
 $C_1 e^{i\omega t}$ : Concentration of the upper plate  
 $D_1$ : Mass diffusivity  
 $Kr$ : Nondimensional chemical reaction parameter,  $k_3 h^2 / D_1$   
 $Sc$ : Schmidt number,  $v / D_1$   
 $Gr$ : Thermal Grashof number,  $\rho g \beta_T (T_2 - T_1) h^2 / \mu V_2$   
 $Gm$ : Solutal Grashof number,  $\rho g \beta_C (C_1 - C_0) h^2 / \mu V_2$   
 $Sh$ : Sherwood number,  $n_A / h v (C_1 - C_0)$   
 $n_A$ : Mass transfer rate  
 $Sr$ : Soret number,  $D_1 k_T v V_2 / c T_m n_A$   
 $Du$ : Dufour number,  $D_1 k_T n_A \rho c / v^2 V_2 c_s k$   
 $T_m$ : Mean temperature  
 $k_T$ : Thermal diffusion ratio  
 $c_s$ : Concentration susceptibility.

## Greek Letters

$\lambda$ : Dimensionless  $y$  coordinate,  $y/h$   
 $\alpha, \beta, \gamma$ : Gyro viscosity parameters  
 $\zeta$ : Dimensionless axial variable,  $(U_0/aV_2 - x/h)$   
 $\nu$ : Kinematic viscosity  
 $\rho$ : Fluid density  
 $\mu$ : Fluid viscosity

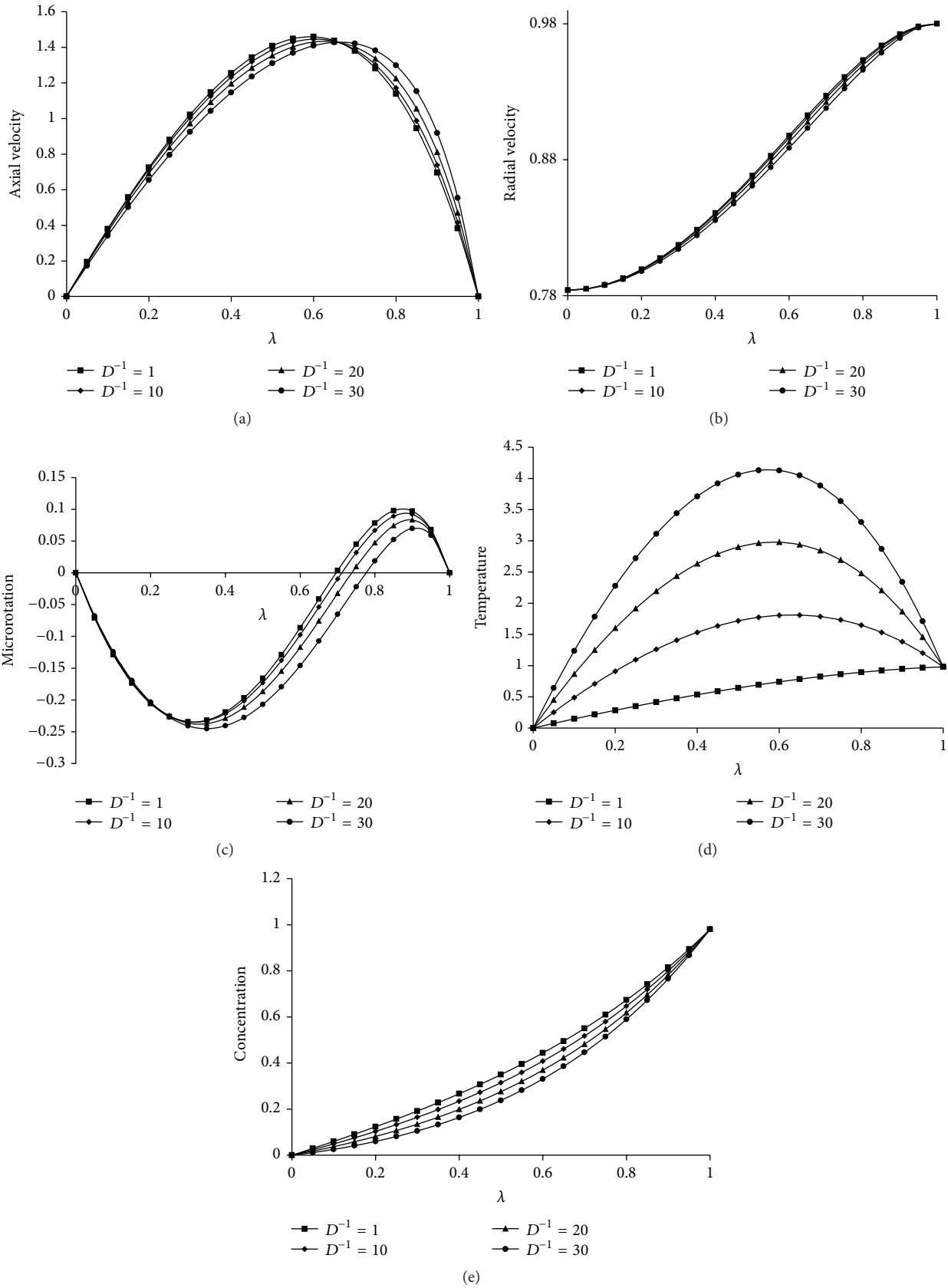


FIGURE 8: Effect of  $D^{-1}$  on (a) axial velocity, (b) radial velocity, (c) microrotation, (d) temperature, and (e) concentration for  $Kr = 2$ ,  $Du = 0.02$ ,  $Gr = 4$ ,  $Re = 2$ ,  $Sr = 0.2$ ,  $Ha = 1$ ,  $Sc = 0.2$ ,  $Pr = 0.2$ ,  $a = 0.2$ ,  $\psi = 0.2$ ,  $R = 2$ ,  $J_1 = 2$ ,  $s_1 = 2$ ,  $s_2 = 2$ ,  $Gm = 4$ , and  $Ec = 1$ .

$\mu'$ : Magnetic permeability

$\sigma$ : Electric conductivity

$\psi$ : Nondimensional frequency parameter,  $\omega t$ .

## Conflict of Interests

The authors declare that there is no conflict of interests regarding the publication of this paper.

## Acknowledgments

The authors thank referees for their suggestions which have resulted in the improvement of the paper. Also one of the authors (N. Naresh Kumar) is grateful to the Defence Research and Development Organization, Government of India, for providing senior research fellowship.

## References

- [1] A. S. Berman, "Laminar flow in channels with porous walls," *Journal of Applied Physics*, vol. 24, pp. 1232–1235, 1953.
- [2] R. M. Terril and G. M. Shrestha, "Laminar flow through parallel and uniformly porous walls of different permeability," *Zeitschrift für Angewandte Mathematik und Physik*, vol. 16, pp. 470–482, 1965.
- [3] A. C. Eringen, "Theory of micropolar fluids," *Journal of Mathematics and Mechanics*, vol. 16, pp. 1–18, 1966.
- [4] V. U. K. Sastry and V. Rama Mohan Rao, "Numerical solution of micropolar fluid flow in a channel with porous walls," *International Journal of Engineering Science*, vol. 20, no. 5, pp. 631–642, 1982.
- [5] O. Ojjela and N. Naresh Kumar, "Unsteady MHD flow and heat transfer of micropolar fluid in a porous medium between parallel plates," *Canadian Journal of Physics*, vol. 93, no. 8, pp. 880–887, 2015.
- [6] D. Srinivasacharya, J. V. Ramana Murthy, and D. Venugopalam, "Unsteady Stokes flow of micropolar fluid between two parallel porous plates," *International Journal of Engineering Science*, vol. 39, no. 14, pp. 1557–1563, 2001.
- [7] G. Maiti, "Convective heat transfer in micropolar fluid flow through a horizontal parallel plate channel," *ZAMM—Journal of Applied Mathematics and Mechanics*, vol. 55, no. 2, pp. 105–111, 1975.
- [8] R. Bhargava, L. Kumar, and H. S. Takhar, "Numerical solution of free convection MHD micropolar fluid flow between two parallel porous vertical plates," *International Journal of Engineering Science*, vol. 41, no. 2, pp. 123–136, 2003.
- [9] M. Ashraf and A. R. Wehgal, "MHD flow and heat transfer of micropolar fluid between two porous disks," *Applied Mathematics and Mechanics*, vol. 33, no. 1, pp. 51–64, 2012.
- [10] A. Islam, Md. H. A. Biswas, Md. R. Islam, and S. M. Mohiuddin, "MHD micropolar fluid flow through vertical porous medium," *Academic Research International*, vol. 1, no. 3, pp. 381–393, 2011.
- [11] S. Nadeem, M. Hussain, and M. Naz, "MHD stagnation flow of a micropolar fluid through a porous medium," *Meccanica*, vol. 45, no. 6, pp. 869–880, 2010.
- [12] O. Ojjela and N. Naresh Kumar, "Unsteady heat and mass transfer of chemically reacting micropolar fluid in a porous channel with hall and ion slip currents," *International Scholarly Research Notices*, vol. 2014, Article ID 646957, 11 pages, 2014.
- [13] N. S. Elgazery, "The effects of chemical reaction, Hall and ion-slip currents on MHD flow with temperature dependent viscosity and thermal diffusivity," *Communications in Nonlinear Science and Numerical Simulation*, vol. 14, no. 4, pp. 1267–1283, 2009.
- [14] M. S. Ayano, "Mixed convection flow micropolar fluid over a vertical plate subject to hall and ion-slip currents," *International Journal of Engineering & Applied Sciences*, vol. 5, no. 3, pp. 38–52, 2013.
- [15] A. R. M. K. Aurangzaib, N. F. Mohammad, and S. Shafie, "Soret and Dufour effects on unsteady MHD flow of a micropolar fluid in the presence of thermophoresis deposition particle," *World Applied Sciences Journal*, vol. 21, no. 5, pp. 766–773, 2013.
- [16] D. Srinivasacharya and C. RamReddy, "Soret and Dufour effects on mixed convection in a non-Darcy porous medium saturated with micropolar fluid," *Nonlinear Analysis: Modelling and Control*, vol. 16, no. 1, pp. 100–115, 2011.
- [17] A. Mahdy, "Soret and Dufour effect on double diffusion mixed convection from a vertical surface in a porous medium saturated with a non-Newtonian fluid," *Journal of Non-Newtonian Fluid Mechanics*, vol. 165, no. 11–12, pp. 568–575, 2010.
- [18] T. Hayat and M. Nawaz, "Soret and Dufour effects on the mixed convection flow of a second grade fluid subject to Hall and ion-slip currents," *International Journal for Numerical Methods in Fluids*, vol. 67, no. 9, pp. 1073–1099, 2011.
- [19] H. P. Rani and C. N. Kim, "A numerical study of the Dufour and Soret effects on unsteady natural convection flow past an isothermal vertical cylinder," *Korean Journal of Chemical Engineering*, vol. 26, no. 4, pp. 946–954, 2009.
- [20] D. Pal and H. Mondal, "Effects of Soret Dufour, chemical reaction and thermal radiation on MHD non-Darcy unsteady mixed convective heat and mass transfer over a stretching sheet," *Communications in Nonlinear Science and Numerical Simulation*, vol. 16, no. 4, pp. 1942–1958, 2011.
- [21] B. K. Sharma, K. Yadav, N. K. Mishra, and R. C. Chaudhary, "Soret and Dufour effects on unsteady MHD mixed convection flow past a radiative vertical porous plate embedded in a porous medium with chemical reaction," *Applied Mathematics*, vol. 3, no. 7, pp. 717–723, 2012.
- [22] E. S. Lee and L. T. Fan, "Quasilinearization technique for solution of boundary layer equations," *The Canadian Journal of Chemical Engineering*, vol. 46, no. 3, pp. 200–204, 1968.
- [23] T. Hymavathi and B. Shanker, "A quasilinearization approach to heat transfer in MHD visco-elastic fluid flow," *Applied Mathematics and Computation*, vol. 215, no. 6, pp. 2045–2054, 2009.
- [24] C. L. Huang, "Application of quasilinearization technique to the vertical channel flow and heat convection," *International Journal of Non-Linear Mechanics*, vol. 13, no. 2, pp. 55–60, 1978.
- [25] S. S. Motsa, P. Sibanda, and S. Shateyi, "On a new quasilinearization method for systems of nonlinear boundary value problems," *Mathematical Methods in the Applied Sciences*, vol. 34, no. 11, pp. 1406–1413, 2011.
- [26] R. E. Bellman and R. E. Kalaba, *Quasilinearization and Boundary-Value Problems*, Elsevier, New York, NY, USA, 1965.





**Hindawi**

Submit your manuscripts at  
<http://www.hindawi.com>

