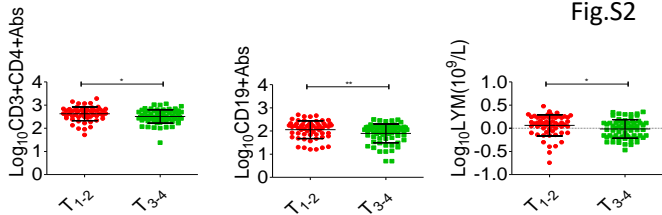
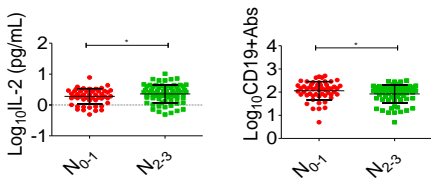


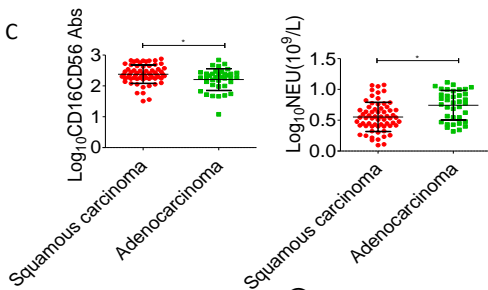
A



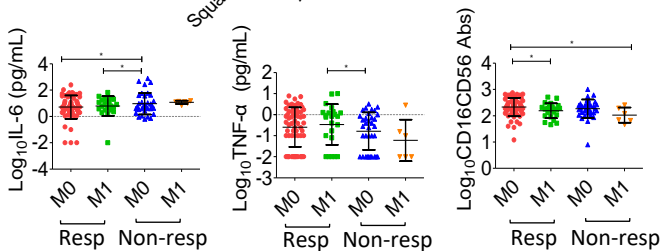
B



C



D



E

Variables	T ₁₋₂	T ₃₋₄	<i>p</i>	N ₀₋₁	N ₂₋₃	<i>p</i>	M ₀	M ₁	<i>p</i>
Male	40	53	0.146	40	51	0.845	72	22	0.124
Female	18	13		13	18		24	7	