

Synthesized compound	R_1	R_2	R_3	R_4
N-(4-methylacetanilide)iminodiacetic acid	H	H	CH ₃	H
N-(2,4-dimethylacetanilide)iminodiacetic acid	CH ₃	H	CH ₃	H
N-(2,4,6-trimethylacetanilide)iminodiacetic acid	CH ₃	H	CH ₃	CH ₃
N-(3-bromo-2,4,6-trimethylacetanilide)-iminodiacetic acid	CH ₃	Br	CH ₃	CH ₃

Figure S1. Synthesis of derivatives of *N*-(2-phenylamine-2-oxoethyl)iminodiacetic acid.

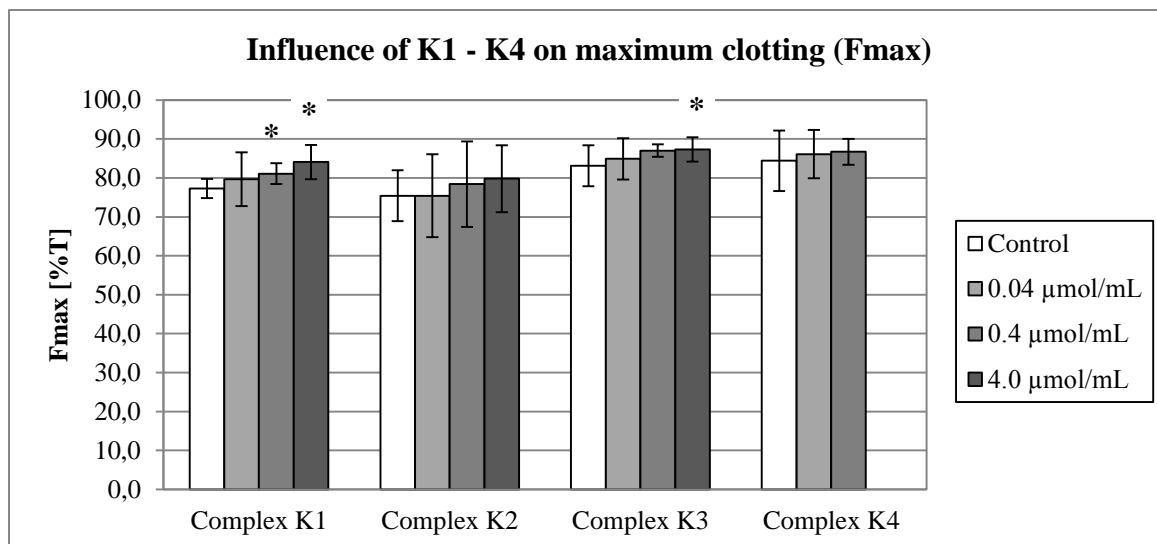


Figure S2. Influence of complexes K1 – K4 on maximum clotting (Fmax);
 $* p < 0.05$; $** p < 0.005$

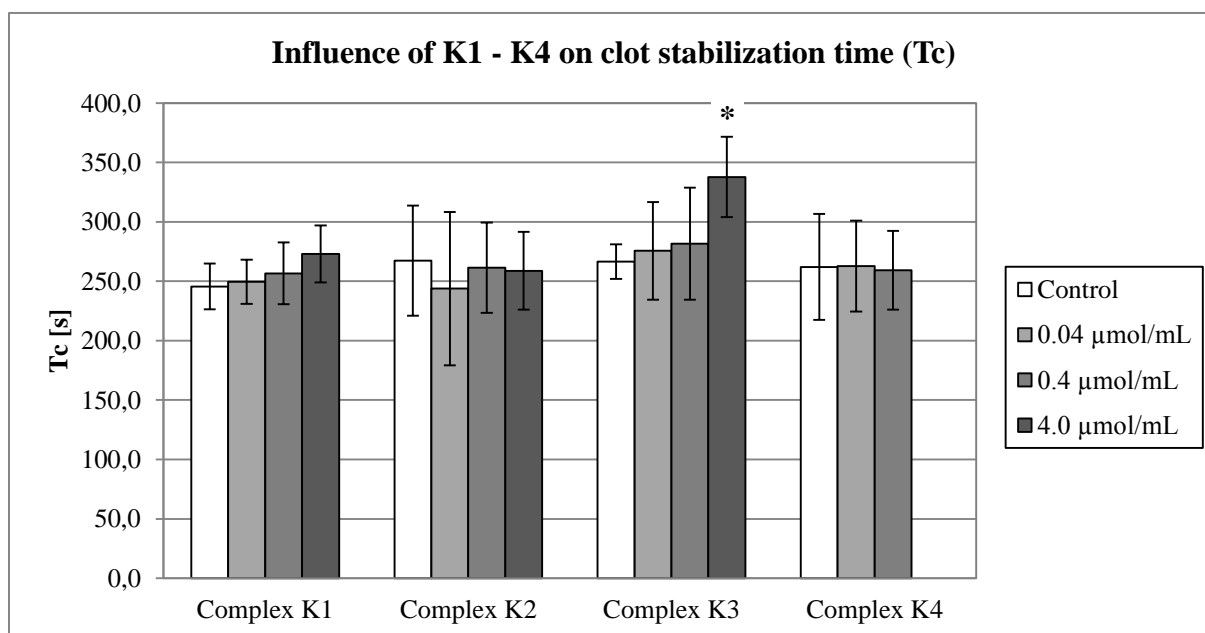


Figure S3. Influence of complexes K1 – K4 on clot stabilization time (Tc);
 $* p < 0.05$

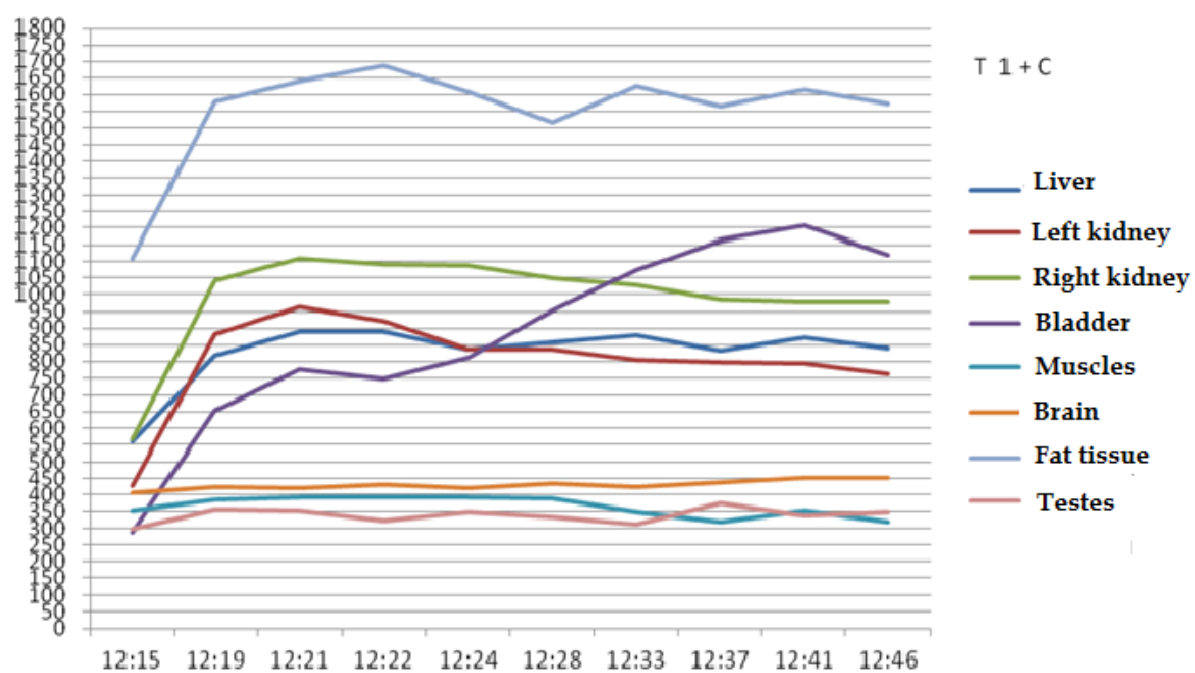


Figure S4. The changes of signal intensity in one representative rat.