

# **A Green and Facile Synthesis of Carbon-incorporated Co<sub>3</sub>O<sub>4</sub> Nanoparticles and Their Photocatalytic Activity for Hydrogen Evolution**

**Libo Gao,<sup>1,2</sup> Jiangtao Diwu,<sup>3</sup> Qiang Zhang,<sup>1,2</sup> Hongyan Xu,<sup>3</sup> Xiujian Chou,<sup>1,2</sup> Jun Tang,<sup>1,2</sup> and  
Chenyang Xue<sup>\*1,2</sup>**

*<sup>1</sup>Key Laboratory of Instrumentation Science and Dynamic Measurement of Ministry of Education,  
North University of China, Taiyuan 030051, Shanxi, China*

*<sup>2</sup>Science and Technology on Electronic Test & Measurement Laboratory, North University of  
China, Taiyuan 030051, Shanxi, China*

*<sup>3</sup>School of Materials Science and Engineering, North University of China, Taiyuan 030051,  
Shanxi, China*

*\*Corresponding Author: xuechenyang@foxmail.com*

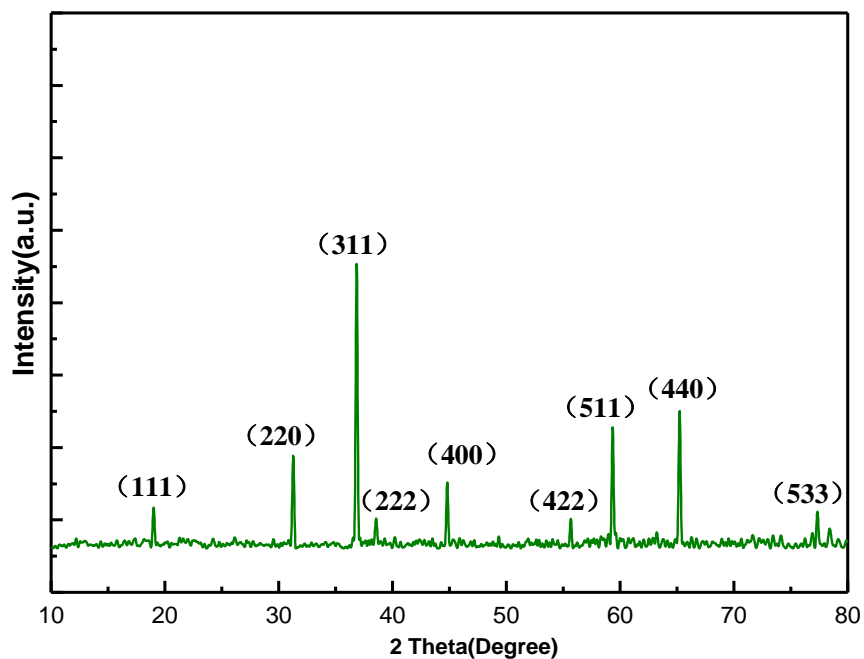
**Figure S1** XRD patterns of Co<sub>3</sub>O<sub>4</sub>-WA.

**FigureS2** Nitrogen adsorption-desorption isotherms of Co<sub>3</sub>O<sub>4</sub>-DC(The  
insert image is the BJH pore size distributions of Co<sub>3</sub>O<sub>4</sub>-DC).

**Figure S3** (a) SEM images and (b) TEM images of Co<sub>3</sub>O<sub>4</sub>-WA.

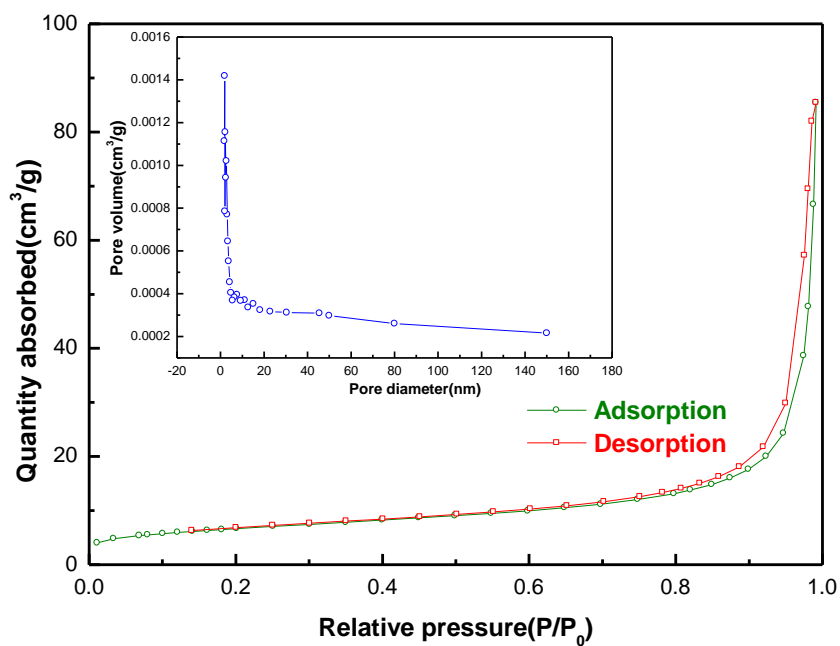
**Figure S4** High resolution XPS Co 2p<sub>3/2</sub> of Co<sub>3</sub>O<sub>4</sub>-WA.

**Figure S1. XRD patterns of  $\text{Co}_3\text{O}_4\text{-WA}$ .**




**Figure S1**

**Figure S2. Nitrogen adsorption-desorption isotherms of  $\text{Co}_3\text{O}_4\text{-DC}$ (The insert image is the BJH pore size distributions of  $\text{Co}_3\text{O}_4\text{-DC}$ ).**



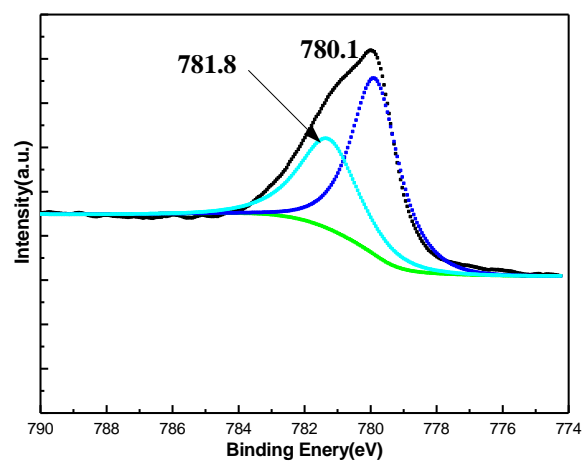
**Figure S2**

**Figure S3. (a) SEM images and (b) TEM images of  $\text{Co}_3\text{O}_4$ -WA.**



**Figure S3**

**Figure S4. High resolution XPS Co 2p<sub>3/2</sub> of  $\text{Co}_3\text{O}_4$ -WA.**



**Figure S4**