

Enhanced Thermal and Electrical Properties of Polystyrene - Graphene Nanofibers via Electrospinning

Yan Li ^{a,b}, Harshit Porwal ^a, Zhaohui Huang ^b, Han Zhang ^a, Ton Peijs ^{a,*}, Emiliano Bilotti ^{a,*}

^a School of Engineering and Materials Science, Queen Mary University of London, E1 4NS London, UK

^b School of Materials Science and Technology, China University of Geosciences (Beijing), China.

* Corresponding authors at:

School of Engineering and Materials Science,

Queen Mary University of London, Mile End Road, E1 4NS, London, UK.

E-mail addresses: e.bilotti@qmul.ac.uk (E. Bilotti), t.peijs@qmul.ac.uk (T. Peijs).

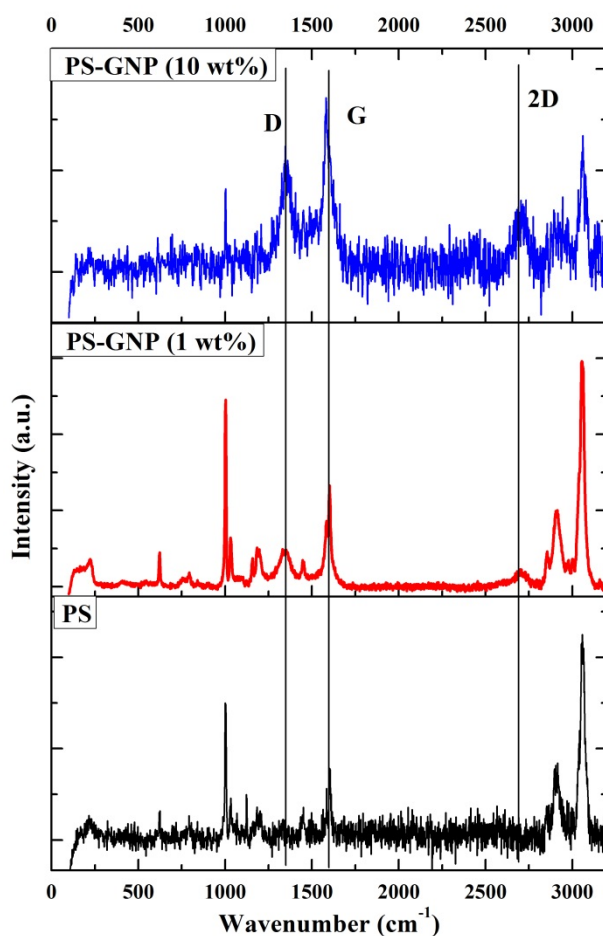


Figure S1. Raman spectra of PS only, PS-GNP (1 wt%) and PS-GNP (10 wt%) nanofibers composites.




Figure S2. SEM images of nanofibers without adding TBAB. (A-1/2) PS nanofiler, (B-1/2) PS-GNP (0.1 wt%), (C-1/2) PS-GNP (1 wt%), (D-1/2) PS-GNP (10 wt%)




Figure S3. SEM images of nanofibers with adding TBAB: (a-1/2/3) PS nanofiler, (b-1/2/3) PS-GNP (0.1 wt%), (c-1/2/3) PS-GNP (1 wt%) , (d-1/2/3) PS-GNP (10 wt%)