

# Supporting Information

## Enhanced Thermal and Electrical Properties of Polystyrene - Graphene Nanofibers via Electrospinning

Yan Li <sup>a,c</sup>, Harshit Porwal <sup>a,c</sup>, Zhaohui Huang <sup>b</sup>, Han Zhang <sup>a,c</sup>, Emiliano Bilotti <sup>a,c,\*</sup>, Ton Peijs <sup>a,c,\*</sup>

<sup>a</sup> School of Engineering and Materials Science, Queen Mary University of London, E1 4NS London, UK

<sup>b</sup> School of Materials Science and Technology, China University of Geosciences (Beijing), China.

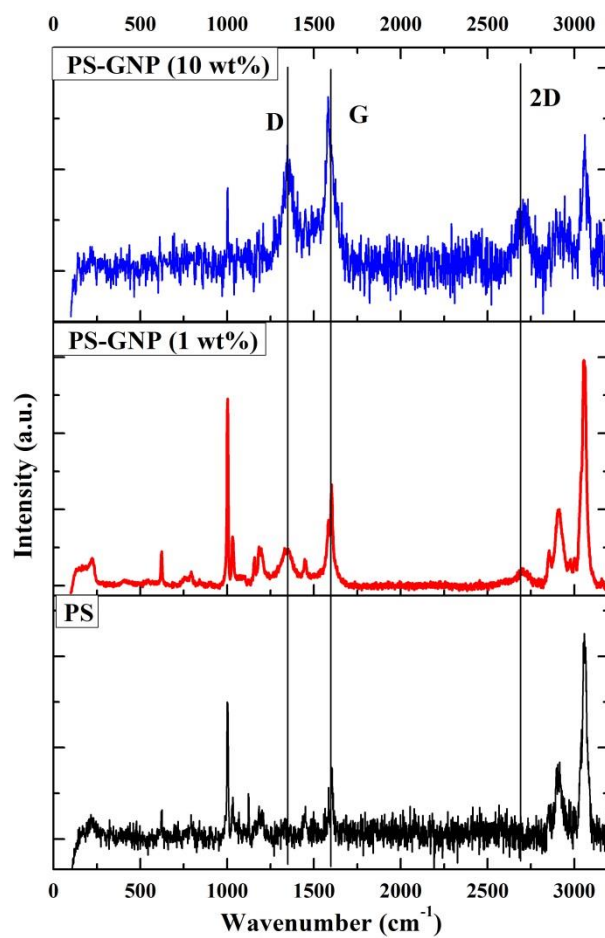
<sup>c</sup> Nanoforce Technology Ltd., Joseph Priestley Building, Mile End Road, E1 4NS London, UK

\* Corresponding authors at:


School of Engineering and Materials Science,

Queen Mary University of London, Mile End Road, E1 4NS, London, UK.


E-mail addresses: e.bilotti@qmul.ac.uk (E. Bilotti), t.peijs@qmul.ac.uk (T. Peijs).



**Figure S1.** Raman spectra of PS only, PS-GNP (1 wt%) and PS-GNP (10 wt%) nanofibers composites.



**Figure S2.** SEM images of nanofibers without adding TBAB. (A-1/2) PS nanofiler, (B-1/2) PS-GNP (0.1 wt%), (C-1/2) PS-GNP (1 wt%), (D-1/2) PS-GNP (10 wt%)



**Figure S3.** SEM images of nanofibers with adding TBAB: (a-1/2/3) PS nanofiler, (b-1/2/3) PS-GNP (0.1 wt%), (c-1/2/3) PS-GNP (1 wt%) , (d-1/2/3) PS-GNP (10 wt%)