

HUH-7




HepG2



**Uncropped original picture of Western blot in Figure 2C.**

HUH-7

Cox-2(23)



MMP2(23)



MMP9(23)



$\beta$ -actin(23)




HepG2

Cox-2(23)



MMP2(23)



MMP9(23)




$\beta$ -actin(23)



Uncropped original picture of Western blot in Figure 3C

HUH-7

MSL2(56)




$\beta$ -actin(23)



HepG2

MSL2(23)



$\beta$ -actin(12)



**Uncropped original picture of Western blot in Figure 4D**