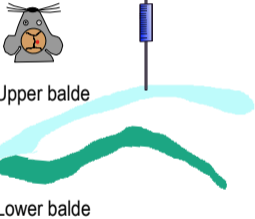


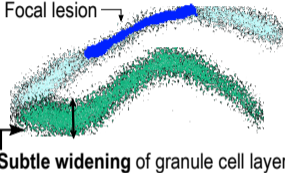
Graphical Abstrac: Progression of DG structural alterations occur along functional recovery

Focal KA injection

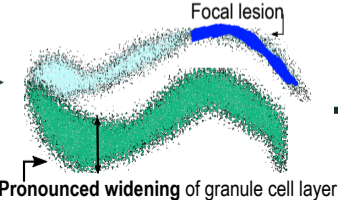


10 dpi

KA-induced alterations

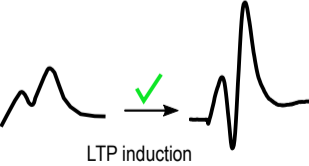
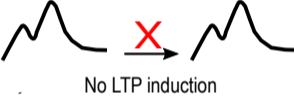


30 dpi



LTP

Perforant pathway-DG



Memory

