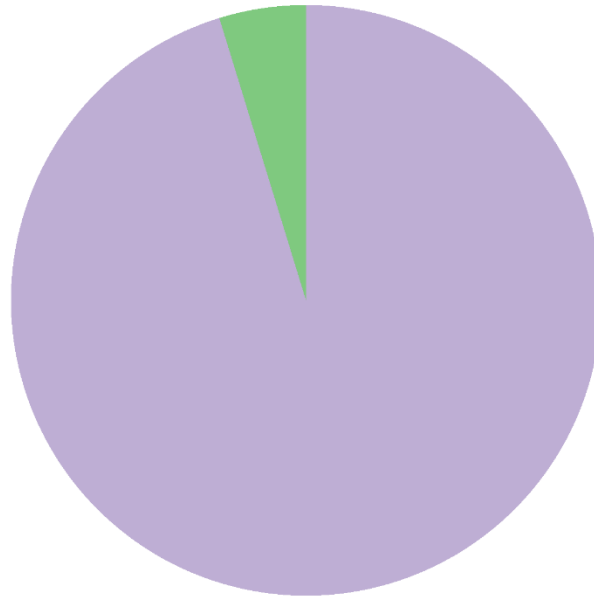
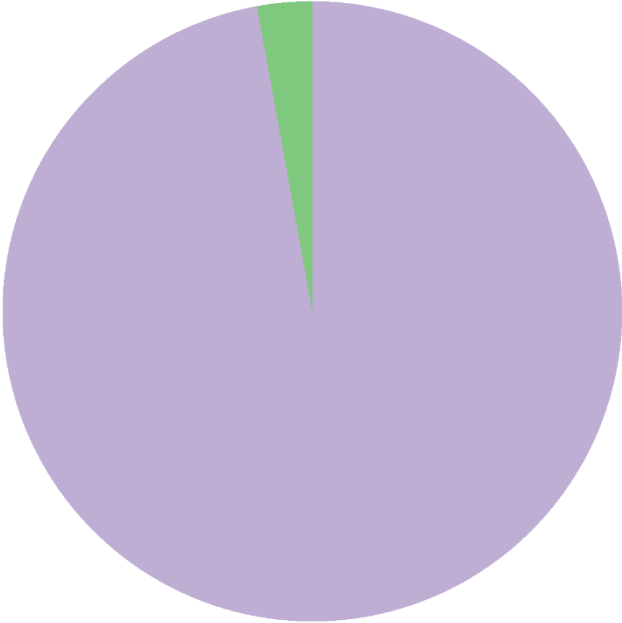


Classification of Raw Reads (M1)



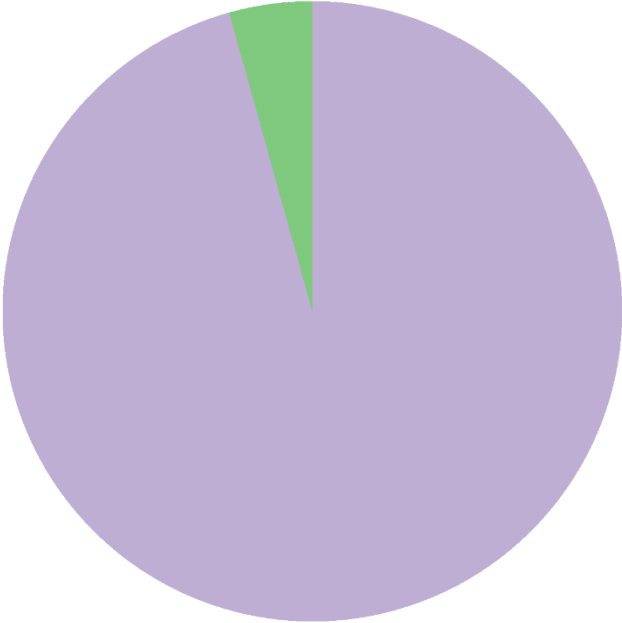
- Clean Reads (21444195, 95.25%)
- Containing N (3, 0.00%)
- Low Quality (0, 0.00%)
- Adapter Related (1068622, 4.75%)

Classification of Raw Reads (M2)



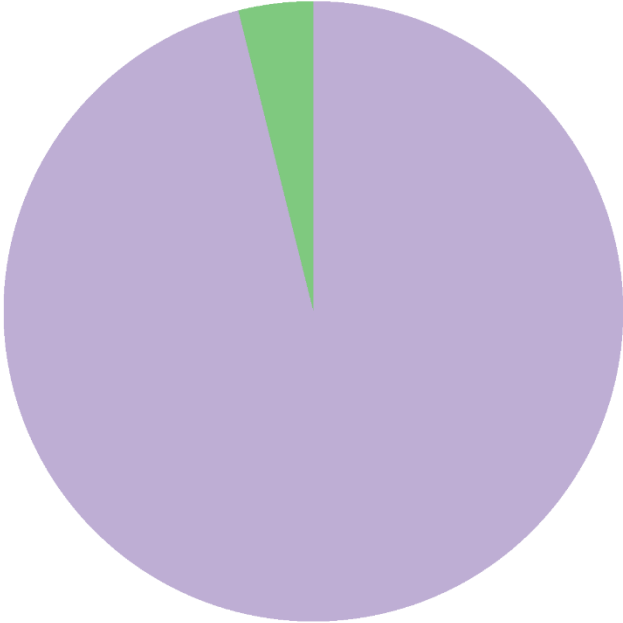
- Clean Reads (20892952, 97.14%)
- Containing N (0, 0.00%)
- Low Quality (5, 0.00%)
- Adapter Related (616000, 2.86%)

Classification of Raw Reads (M3)



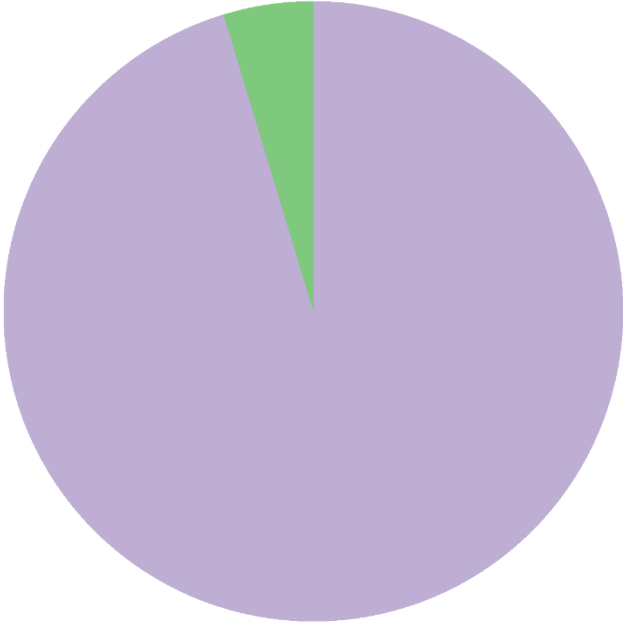
- Clean Reads (22271419, 95.68%)
- Containing N (1, 0.00%)
- Low Quality (0, 0.00%)
- Adapter Related (1006780, 4.32%)

Classification of Raw Reads (N1)



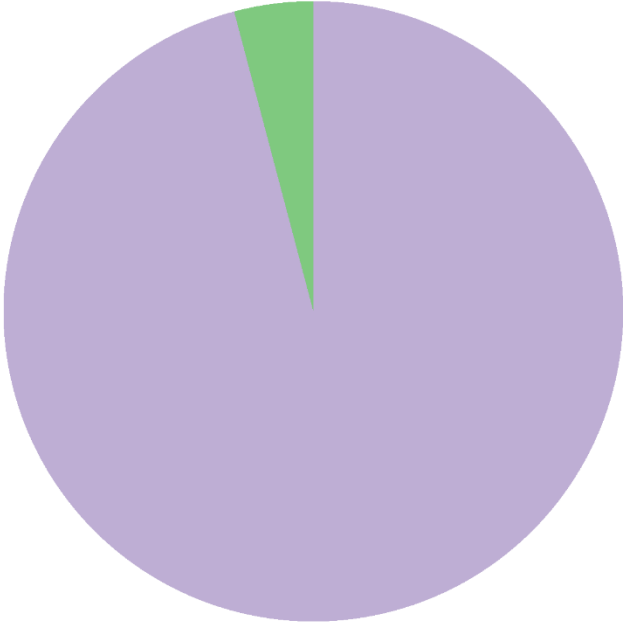
- Clean Reads (21560162, 96.10%)
- Containing N (0, 0.00%)
- Low Quality (0, 0.00%)
- Adapter Related (874944, 3.90%)

Classification of Raw Reads (N2)



- Clean Reads (20922981, 95.32%)
- Containing N (0, 0.00%)
- Low Quality (0, 0.00%)
- Adapter Related (1028200, 4.68%)

Classification of Raw Reads (N3)



- Clean Reads (22847618, 95.88%)
- Containing N (0, 0.00%)
- Low Quality (0, 0.00%)
- Adapter Related (980743, 4.12%)