

Retraction

Retracted: Research on Embroidery Feature Recognition Algorithm of Traditional National Costumes Based on Double-Layer Model

Security and Communication Networks

Received 26 December 2023; Accepted 26 December 2023; Published 29 December 2023

Copyright © 2023 Security and Communication Networks. This is an open access article distributed under the Creative Commons Attribution License, which permits unrestricted use, distribution, and reproduction in any medium, provided the original work is properly cited.

This article has been retracted by Hindawi, as publisher, following an investigation undertaken by the publisher [1]. This investigation has uncovered evidence of systematic manipulation of the publication and peer-review process. We cannot, therefore, vouch for the reliability or integrity of this article.

Please note that this notice is intended solely to alert readers that the peer-review process of this article has been compromised.

Wiley and Hindawi regret that the usual quality checks did not identify these issues before publication and have since put additional measures in place to safeguard research integrity.

We wish to credit our Research Integrity and Research Publishing teams and anonymous and named external researchers and research integrity experts for contributing to this investigation.

The corresponding author, as the representative of all authors, has been given the opportunity to register their agreement or disagreement to this retraction. We have kept a record of any response received.

References

- [1] H. Juan, "Research on Embroidery Feature Recognition Algorithm of Traditional National Costumes Based on Double-Layer Model," *Security and Communication Networks*, vol. 2021, Article ID 4620814, 10 pages, 2021.

Research Article

Research on Embroidery Feature Recognition Algorithm of Traditional National Costumes Based on Double-Layer Model

Hu Juan 

West Anhui University, Lu'an 237012, China

Correspondence should be addressed to Hu Juan; 631418020431@mails.cqjtu.edu.cn

Received 6 September 2021; Revised 17 October 2021; Accepted 28 October 2021; Published 12 November 2021

Academic Editor: Jian Su

Copyright © 2021 Hu Juan. This is an open access article distributed under the Creative Commons Attribution License, which permits unrestricted use, distribution, and reproduction in any medium, provided the original work is properly cited.

In order to improve the visual communication ability of traditional national costume patterns, it is necessary to carry out image texture intelligent matching processing. A traditional national costume embroidery feature recognition algorithm based on a double-layer model is proposed. The traditional national costume pattern texture intelligent information acquisition model under the double-layer model is constructed to carry out texture imaging and feature segmentation of traditional national costume patterns, extract the texture histogram of traditional national clothing pattern and national design language, carry out texture segmentation and automatic matching under the two-layer model according to the histogram distribution, enhance and optimize the texture information of traditional national clothing pattern, extract the edge contour feature points of traditional national clothing pattern, and complete the embroidery feature recognition of traditional national clothing. The experimental results show that the designed recognition algorithm has high integrity and accuracy.

1. Introduction

With the development of modern traditional national costume design technology, the embroidery design of the traditional national costume is carried out under the computer vision environment. The composition and color of the traditional national costume are designed by using the creative idea of modern traditional national costume embroidery design so as to improve the color expression ability of traditional national costume and promote the balance, harmony, and unity of traditional national costume [1]. Traditional national costume design through visual communication makes the form of traditional national costume embroidery more in line with human visual experience and improves the aesthetic value of traditional national costume. The research on the visual communication optimization design technology of traditional national costume is based on the intelligent texture matching of traditional national costume embroidery [2, 3]; the double-layer model is used for the optimal design of traditional national clothing and the intelligent matching of pattern texture, so as to realize the perfect combination of pattern texture and traditional national clothing. The research

on the embroidery feature recognition algorithm of traditional national clothing is of great significance in optimizing the embroidery design of clothing.

Reference [4] transformed the traditional “Canta” embroidery into modern fashion design through “Cardi fabric.” For the garment industry, the existence of traditional elements in the design increases its demand and acceptance. Nowadays, technology plays a vital role in the development of fashion, but it has never been a substitute for the traditional elements applied to modern fashion design. Firstly, this paper studies the Kadi structure of Bangladesh from the perspective of its unique regional background and sociocultural environment. In addition to the traditional technology, the application of traditional fabrics in fashion design will enhance its sense of morality and beauty. The purpose of this study is to explore the traditional Kangda embroidery and revitalize it through the design process so as to preserve its characteristics, heritage, and practice. Through the analysis of mind map, emotion board, color board, style board, accessories board, fabric samples, and final sketches, the results of this study show a process from traditional art to modern fashion design. The results of this study will show the transformation of

traditional Kanta embroidery, which will be adopted by Kadi fabric to produce a new trend in the design process in Bangladesh. The author also finishes the design by decorating the surface. Finally, the results of this study will have an impact on the upcoming new fashion industry and garment industry. Reference [5] puts forward the significance of national embroidery in the formation of modern clothing and studies the capsule method in the formation of modern clothing on the basis of Ukrainian basic embroidery. It is proved theoretically that the composition of geometric decoration is composed of decorative tunes. According to the use area, the “cross” technology is used to study isomorphic filling in “modern” style decoration. According to the traditional national costumes, a representative costume capsule was developed. Using the decoration setting scheme, the decoration scaling algorithm is established. Based on the above research, this paper proposes a feature recognition algorithm of traditional national clothing embroidery based on a double-layer model. The innovation of the research is to enhance and optimize the texture information of traditional national clothing patterns, extract the edge contour feature points of traditional national clothing patterns, and realize the embroidery feature recognition of traditional national clothing. Finally, simulation experiments are carried out to draw effective conclusions. Convolutional neural network (CNN) can extract high-dimensional features of images and has gray level invariance but does not have rotation invariance. Local binary model (LBP) is a feature extraction algorithm with rotation invariance, which can solve the rotation problem to some extent. To solve the above problems, reference [6] proposed a facial expression recognition algorithm based on CNN and LBP and compared it with other algorithms. In order to improve the computational efficiency of face recognition using feature vectors to describe facial images on photos and videos, reference [7] proposed the method of processing video sequence to aggregate the features generated by each video frame. A new hierarchical recognition algorithm is proposed.

The remainder of this paper is organized as follows. Section 2 introduces the embroidery feature recognition algorithm of traditional national costumes based on a double-layer model. Section 3 discusses intelligent matching optimization of embroidery characteristics of traditional national costumes. Section 4 discusses the experiment and analysis. Section 5 presents the conclusions of the study.

2. Embroidery Feature Recognition

Algorithm of Traditional National Costumes Based on Double-Layer Model

2.1. Color Matching Principle of Embroidery Patterns of Traditional National Costumes. In the process of color matching of embroidery patterns of traditional national costumes, the set of pattern color feature points is extracted, the corresponding concentric coordinate system is constructed, respectively, the principal curvature of color feature points is calculated, the color description value is constructed, and the color invariants of embroidery patterns

of traditional national costumes are extracted. Based on this, the color matching of embroidery patterns of traditional national costumes under the double-layer model is completed [8]. The double-layer model is shown in Figure 1.

Based on the double-layer model, the specific steps of color matching of embroidery patterns of traditional national costumes are as follows.

It is assumed that x'_z represents the color feature point set of traditional national clothing embroidery pattern [9, 10], l'_s represents the n color feature, h'_f represents the color space scale of the pattern, g'_s represents the category number of color features, sg'_g represents the vector of each color feature, k'_x represents the distribution probability of each color in the pattern, and g'_d represents the maximum observed value of each color distribution state in the pattern. Then, x'_z is calculated using formula (1):

$$x'_z = \frac{\{g'_d \mp l'_s\}^n \{sg'_g \mp k'_x\}}{h'_f \times g'_s \mp g'_d}. \quad (1)$$

Assuming that f'_{cgv} represents the center of l'_{sduj} and σ_n represents the scale corresponding to the feature point, the corresponding concentric coordinate system is constructed by formula (2):

$$E'_{aer}(x, y) = \frac{\sigma_n * g'_{sgj}}{f'_{cgv} \times l'_{sduj}}. \quad (2)$$

In the formula, g'_{sgj} represents the subring area in the concentric circle.

Assuming that σ'_{shpp} represents the initial embroidery color pattern of traditional national clothing [11, 12], l'_{tip} and k'_{shpp} represent the second-order partial derivative of Gaussian function, respectively, and g'_{dh} , g'_{yy} , and g'_{xy} represent convolution function, the principal curvature of color feature points is calculated by formula (3):

$$H'_{opi}(x, y) = \frac{\sigma'_{shpp} \times k'_{shpp}}{l'_{tip}} \times \{g'_{dh}, g'_{yy}, g'_{xy}\}. \quad (3)$$

Assuming that $|e(x, y)|$ represents the coordinates of the maximum color feature points and k'_{dho} represents the J_i feature points contained in the i ring, the color descriptor is constructed by formula (4):

$$E'_{asu} = \frac{J_i \otimes k'_{dho}}{|e(x, y)|} \otimes \frac{k'_{du} \times H'_{opi}(x, y)}{E'_{aer}(x, y)}. \quad (4)$$

Assuming that μ'_{opp} represents the approximate relationship between the color RGB component of the embroidery pattern of traditional national costumes and its Gaussian distance weighting and $l'(dg)$ represents the color invariant of the j feature point in the i ring, the color invariant of the pattern is extracted by formula (5):

$$E'_{tyi} = \frac{\mu'_{opp}}{l'(dg)} \oplus \frac{E'_{asu} \mp H'_{opi}(x, y)}{x'_{zvh}} \odot E'_{aer}(x, y). \quad (5)$$

Assuming that d_s represents the Euclidean distance using the feature descriptor [13, 14], u'_{djp} represents the

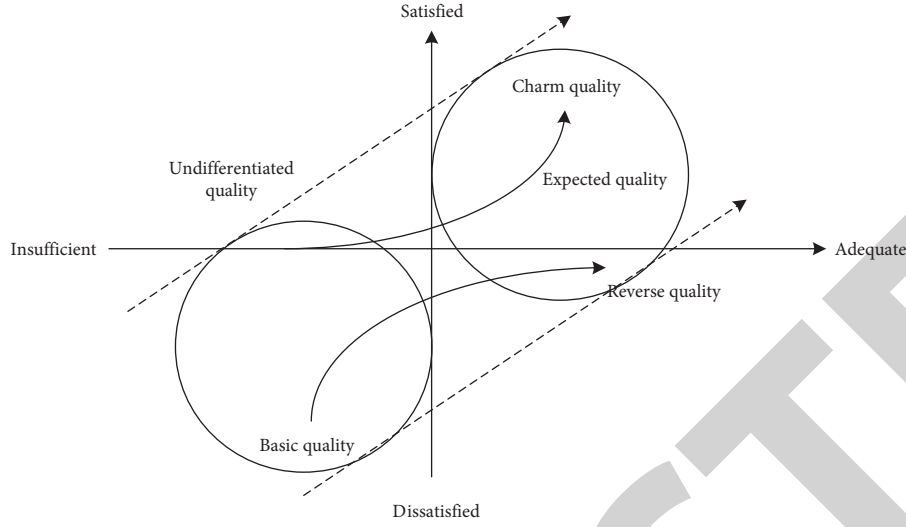


FIGURE 1: Double-layer model.

32-dimensional color information descriptor, and l'_{djp} represents the weight parameters of the descriptor, the color matching of the embroidery pattern of traditional national clothing under the double-layer model is completed by using formula (6):

$$El'_{wer} = \frac{l'_{djp} \oplus d_s}{l'_{djp}} \oplus u'_{djo}. \quad (6)$$

To sum up, we can explain the color matching principle of the traditional national clothing embroidery pattern and use this principle to extract and segment the embroidery features of traditional national clothing under the double-layer model.

2.2. Feature Extraction and Segmentation of Traditional National Clothing Embroidery

2.2.1. Embroidery Feature Extraction of Traditional Ethnic Costumes.

In order to realize the intelligent matching of the embroidery features of traditional national costumes based on the double-layer model, according to the above embroidery pattern color matching principle, first collect the visual information of the embroidery features of traditional national costumes [15], intelligently match the embroidery features of traditional national costumes and sample the visual features, intelligently match the embroidery features of traditional national costumes in the texture distribution area of the image, read the three-dimensional data feature of the embroidery features of traditional national costumes, form the raw file of the embroidery features of traditional national costumes [16], store the image in device memory, read the texture information of traditional national costume patterns, and match the texture of traditional national costume patterns according to the data information of traditional national costume patterns in device memory. The common geometric pattern characteristics of embroidery of traditional national costumes are shown in Table 1.

According to the above geometric pattern characteristics of traditional national clothing embroidery, assuming that the pixel set distribution of traditional national clothing embroidery features is n and the feature amount of label category information of the output traditional national clothing embroidery features is $P(n)$, the traditional national clothing texture point pair is matched according to the size and texture complexity of traditional national clothing patterns, and the texture distribution of embroidery characteristics of traditional national costumes is obtained:















$$E_m^{ij} = \sum_{k=0}^{255} e_{mk}^{ij}. \quad (7)$$

In the formula, E_m^{ij} represents the color information of row I and column J in the m -th image in the three-dimensional traditional national clothing embroidery feature data sampling sequence, and e_{mk}^{ij} represents the edge information of traditional national clothing pattern, carries out texture registration in combination with pixel frame distribution, and uses k -order moment feature statistics to fuse the traditional national clothing embroidery feature information for the pixels on each scale I_x . Take a sampling point in each subinterval to obtain the gray histogram I_y of the embroidery features of traditional national costumes. For n traditional national costume pattern labels, the information fusion expression of the color, texture, shape, and other features of the embroidery features of traditional national costumes is as follows:

$$c((x, y)) = \begin{bmatrix} \Delta x & \Delta y \end{bmatrix} \begin{bmatrix} \sum_w I_x^2 & \sum_w I_x I_y \\ \sum_w I_x I_y & \sum_w I_y^2 \end{bmatrix} \begin{bmatrix} \Delta x \\ \Delta y \end{bmatrix}. \quad (8)$$

Build an intelligent information acquisition model of embroidery features of traditional national costumes under the double-layer model [17], use the image automatic imaging technology for texture imaging and feature

TABLE 1: Common geometric pattern characteristics of embroidery of traditional national costumes.

Geometric pattern name	Geometric pattern sample	Geometric pattern features
Sharp ripple		
Loop pattern		
E-pattern		
Big swallow pattern		
Longan pattern		
Vase pattern		
Water drop pattern		

segmentation of traditional national costumes, and investigate the average energy of the window. In the spatial scale of embroidery features of traditional national costumes, it is (x, y, σ) . The neighborhood frame strength is as follows:

$$H = \begin{bmatrix} L_{xx}(x, \sigma) & L_{xy}(x, \sigma) \\ L_{xy}(x, \sigma) & L_{yy}(x, \sigma) \end{bmatrix}. \quad (9)$$

In the formula, $L_{xx}(x, \sigma)$ is the embroidery feature of traditional national costumes, and L_{xy} and L_{yy} have similar meanings. According to the fusion results of the edge pixel set of the traditional national dress pattern, the multidimensional feature space reconstruction algorithm is realized, the traditional national dress embroidery feature information is collected, and the edge energy value of the regional distribution pixel $P(i, j)$ of the traditional national dress pattern is obtained. Based on this data input, the traditional national dress embroidery feature intelligent matching is carried out to realize feature extraction.

2.2.2. Segmentation of Embroidery Characteristics of Traditional National Costumes. Image automatic imaging technology is used for texture imaging and feature segmentation of traditional national costume patterns, and the texture histogram of traditional national costume patterns is extracted. According to the known pixel x of the embroidery characteristics of traditional ethnic costumes, it is obtained that the maximum texture distribution intensity of the embroidery characteristics of traditional ethnic costumes meets $I(x) = 1$ and the regional template matching value of the image of traditional ethnic costumes is determined as

$$I_{\text{total}} = \frac{L_{\text{total}}}{I(x) \times S_{SR}}. \quad (10)$$

In the formula, L_{total} represents the distribution coefficient of clothing embroidery feature texture, and S_{SR} represents the edge feature coefficient of clothing embroidery feature texture. The priority coefficient of embroidery feature output of traditional national costumes is determined by formula (10).

Through the expression of two-dimensional function, the embroidery features of traditional national costumes are segmented, and the implementation process is shown in Figure 2.

3. Intelligent Matching Optimization of Embroidery Characteristics of Traditional National Costumes

3.1. Texture Histogram Extraction of Embroidery Patterns of Traditional National Costumes. Based on the intelligent information collection of traditional national clothing embroidery features under the above two-tier model, the intelligent matching of traditional national clothing embroidery features is carried out, and an intelligent matching algorithm of traditional national clothing embroidery features based on a two-tier model is proposed. Taking the feature points of edge texture distribution as the center, the fuzzy feature distribution function of traditional national clothing embroidery features is calculated in the irregular texture distribution triangle region. In the gray neighborhood of traditional national clothing patterns, the spatial distribution of texture matching is obtained, and the length of clustering center is as follows:

$$d_{nm}^{ij}(x, y) = \begin{cases} \frac{\sum_{k=-s}^{+s} |\theta_m^{ij}(x+k, y+k) - \theta_n^{ij}(x+k, y+k)|}{(2s+1)^2}, & m \neq n, \\ 0, & m = n. \end{cases} \quad (11)$$

In the formula, m and n are the three-dimensional image projection numbers of the embroidery features of traditional national costumes, i and j are the feature matching points of the embroidery features of traditional national costumes, and θ is the regional rotation angle of the embroidery features of traditional national costumes. The three-dimensional reconstruction of the embroidery features of traditional national costumes is carried out by using Taubin smoothing operator, and the main direction feature component of the edge contour of the embroidery features of

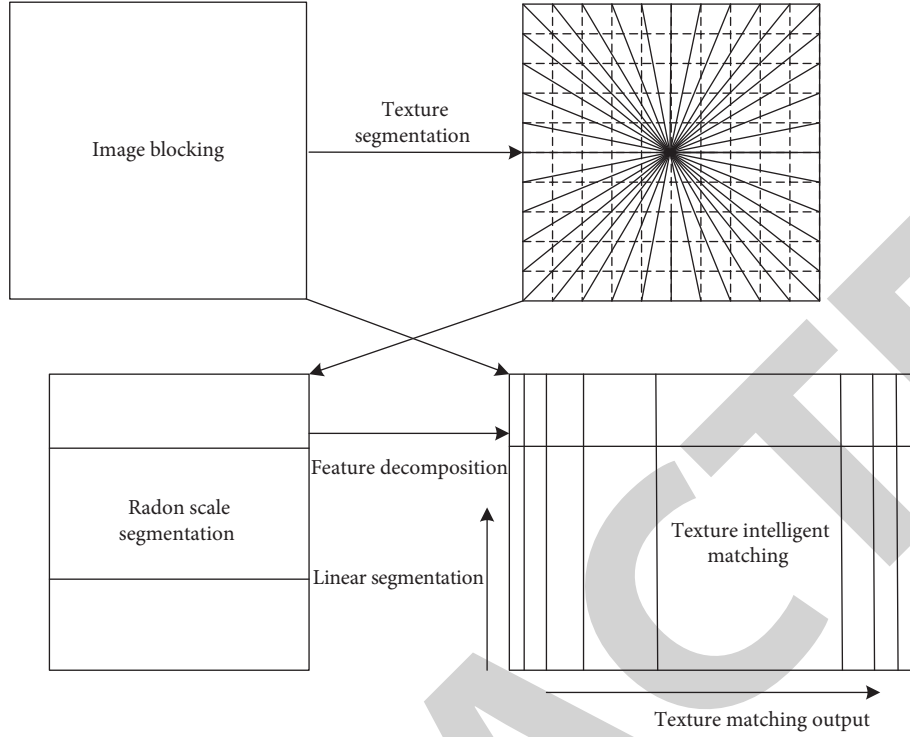


FIGURE 2: Schematic diagram of the implementation process of embroidery feature segmentation of traditional national costumes.

traditional national costumes is obtained, which is recorded as

$$D_{mn}^{ij}(x, y) = \begin{cases} 1, & d_{mn}^{ij}(x, y) \geq \text{median}(d_{mn}^{ij}(x, y)), \\ 0, & \text{else.} \end{cases} \quad (12)$$

In the formula, median is the expression of median operation. According to the sparsity of boundary pixels of traditional national costume patterns, the texture matching value W_{mD}^{ij} is

$$W_{mD}^{ij} = \begin{cases} 1, & n_{mD}^{ij} < \alpha, \\ 0, & \text{else.} \end{cases} \quad (13)$$

In the formula, n_{mD}^{ij} represents the edge pixel set of traditional national costume patterns, and α is the number ratio of all pixel points, which is set to 5%. The automatic image imaging technology is used for texture imaging and feature segmentation of traditional national costume patterns, the texture histogram of traditional national costume patterns is extracted, and the texture segmentation and automatic matching are carried out under the double-layer model according to the histogram distribution.

3.2. Intelligent Matching of Embroidery Characteristics of Traditional Ethnic Costumes. For the active contour component of the embroidery feature of traditional national clothing in the subgrid area, h is set as the edge pixel set of traditional national clothing pattern, and the adaptive block feature matching algorithm is used for window template

matching. In the $N \times N$ window, with w_i as the weighting vector, the center pixel set and edge pixel set of traditional national clothing pattern are obtained, which are expressed as follows:

$$I_{if}(x, y) = I \times G(x, y, \sigma_i). \quad (14)$$

In the formula, $G(x, y, \sigma_i)$ represents the polychromatic spectrum set of traditional national costume patterns. The feature segmentation is carried out according to the edge contour feature points of the image, and the fusion feature distribution of decorative patterns is obtained as follows:

$$f_R(z) = \begin{pmatrix} f_x(z) \\ f_y(z) \end{pmatrix} = \begin{pmatrix} h_x * f(z) \\ h_y * f(z) \end{pmatrix}. \quad (15)$$

In the formula, $f(z)$ is the texture feature component of traditional national costume pattern, and $*$ is convolution operation. Calculate the edge information feature quantity of traditional national costume pattern, and get the optimized embroidery feature extraction output of traditional national costume as follows:

$$S_i = \sum_j^{W \times W} I_x^j. \quad (16)$$

In the formula, I_x^j is the texture feature component of traditional national costume pattern, and W is convolution operation. Calculate the edge information feature quantity of traditional national costume pattern, and get the optimized embroidery feature extraction output of traditional national costume as follows:

$$w(i, j) = \frac{1}{Z(i)}. \quad (17)$$

In the formula, $Z(i)$ represents the symbolic distance function of embroidery feature extraction of traditional national costumes, so that H_x, H_y is the small baud eigensolution of multiresolution traditional national costume patterns, and the chromatographic distribution matrix of the image is obtained as follows:

$$C = O^T O \begin{bmatrix} \sum H_x(t)H_x(t) & \sum H_x(t)H_y(t) \\ \sum H_y(t)H_x(t) & \sum H_y(t)H_y(t) \end{bmatrix}. \quad (18)$$

The extracted feature points of the edge contour of the decorative pattern are used as the input statistical information for texture matching, and the texture matching output is

$$O = USV^T. \quad (19)$$

In the formula, U is an $N \times N$ dimensional pixel training sample set matrix of traditional national costume patterns. To sum up, the intelligent matching of traditional national costume embroidery features based on the double-layer model is realized.

3.3. Color Optimization and Matching of Embroidery Patterns of Traditional National Costumes under the Double-Layer Model

3.3.1. Color Invariant Feature Extraction of Embroidery Patterns of Traditional National Costumes. Color is a very important core factor in the embroidery design of traditional national costumes and plays a very core role in visual art. Color is the visual sensory effect of the eye stimulated by external light. At present, most traditional national costumes are too single in color matching and pay too much attention to unity and coordination in embroidery decoration design, so they cannot give the visual pleasure function that color should have. Therefore, in the process of color matching of traditional national costume embroidery pattern under the double-layer model, the affine invariant region of the pattern is constructed by Harris operator, the autocorrelation matrix of each pixel in the pattern is obtained, the response function of each pixel is given, the relevant affine invariant parameters are calculated, and all colors in the color space are clustered. The specific steps are detailed as follows:

Assuming that M represents the Gaussian window, F_{df}^{\prime} represents the convolution symbol, and M_{drg}^{\prime} represents the autocorrelation matrix of each pixel (x, y) in the embroidery pattern of traditional national costumes, the affine invariant region of the pattern is constructed by

$$R_{sdo}^{\prime} = \frac{(x, y) \oplus F_{dfp}^{\prime}}{M_{drg}^{\prime} \times j_{dg}^{\prime} \times M} \oplus E_{sdg}^{\prime}. \quad (20)$$

In the above formula, j_{dg}^{\prime} represents the response function of the corner and E_{sdg}^{\prime} represents the measure of the corner.

Assuming that $C(x, y)$ represents the nonmaximum value of corner response function, M_{drg}^{\prime} is calculated by

$$M_{drg}^{\prime} = \frac{C(x, y) \times K_{dfg}^{\prime}}{Y_{sdk}^{\prime} \times R_{sdo}^{\prime}} * o_{koj}^{\prime}. \quad (21)$$

In the formula, Y_{sdk}^{\prime} represents a constant and o_{koj}^{\prime} represents a given measurement threshold.

Assuming that s_t^{\prime} represents the arbitrary curvature parameter in the color edge direction of the embroidery pattern of traditional national costumes and p_{xb1}^{\prime} and p_{xb2}^{\prime} represent the two line segments derived from the p^{\prime} edge direction of the corner, the relevant affine invariant parameters are calculated by

$$p_i^{\prime} = \frac{f \mp (p + q) \otimes \{p_{gyhik}^{\prime}\}}{[\{p_{sg}^{\prime} \mp d_{sfh}^{\prime}\} * s_t^{\prime}]} \times \frac{\{p_{xb1}^{\prime} \times p_{xb2}^{\prime}\}}{p^{\prime}}. \quad (22)$$

In the formula, f_{sgu}^{\prime} represents the p^{\prime} adjacent edge of the corner, $(p + q)$ represents the geometric matrix of feature extraction, p_{gyhik}^{\prime} represents the center of gravity of the region, p_{sg}^{\prime} represents the intersection of two straight lines, and d_{sfh}^{\prime} represents the order of the affine invariant region.

HSV color space has the consistency of visual perception. Assuming that f_{sg}^{\prime} represents the number of all colors in the HSV color space of traditional national clothing embroidery patterns, all colors are clustered into N_{asd}^{\prime} species, and Q_{wey}^{\prime} represents the clustering process, then equation (10) is used to cluster all colors in the color space:

$$S_{se}^{\prime} = \frac{Q_{wey}^{\prime} \times N_{asd}^{\prime}}{f_{sg}^{\prime} \times f_{sfg}^{\prime}} \times \{d_{afg}^{\prime} \pm l_i^{\prime}\} \times R_{sdo}^{\prime}. \quad (23)$$

In the formula, f_{sfg}^{\prime} stands for the color book. Assuming that E_{asy}^{\prime} represents the given division unit, k_{sgj}^{\prime} represents the color c_i^{\prime} set closest to the color, and d_d^{af} represents the distance between colors, the optimal color division quantization unit is obtained by

$$L_R^{\prime} = \frac{d_{afj}^{\prime} \times c_i^{\prime}}{E_{afy}^{\prime}} \times \frac{\{k_{sgj}^{\prime}\}}{l_i^{\prime} * S_{se}^{\prime}} * M_{drg}^{\prime}. \quad (24)$$

To sum up, it can be explained that, in the process of color matching of traditional national clothing embroidery pattern under the double-layer model, the pixel weight in the neighborhood window is obtained by using the basic visual elements, the visual characteristics of HSV color component distribution of pixel points of traditional national clothing embroidery pattern are obtained, and the invariant visual characteristics of traditional national clothing embroidery pattern color are extracted. The color clustering of landscape decorative patterns is carried out according to the distance between different types of colors, which lays a foundation for the optimal color matching of traditional national clothing embroidery patterns under the double-layer model.

3.3.2. Identification of Embroidery Features of Traditional Ethnic Costumes. In order to better improve the color matching effect of traditional national clothing embroidery

pattern under the double-layer model, based on the optimal division quantization unit L'_R of traditional national clothing embroidery pattern color clustering, the sad algorithm is used to obtain the color difference between the pattern center pixel and the neighborhood pixel, obtain the distance information between the center pixel and the neighborhood pixel, and weight the color difference. The color matching cost function is obtained, and the color matching of traditional national clothing embroidery pattern under the double-layer model is completed based on the calculation results. The specific steps are detailed as follows.

Assuming that I'_{sdp} represents the gray value of pixels and $r'_p, k'_p, n'_p, r_p, k_p, n_p$ represent the color components of central pixels and neighborhood pixels, respectively, based on the optimal division and quantization unit of color clustering of traditional national clothing embroidery patterns, the color difference between central pixels and neighborhood pixels of traditional national clothing embroidery patterns is obtained by sad algorithm, which is expressed by

$$W''_{rty} = \frac{\{r'_p, k'_p, n'_p\} \mp \{r_p, k_p, n_p\} \oplus \{x_p, y_p\}}{L'_R \oplus I'_{sdp} \oplus \{x_q, y_q\}}. \quad (25)$$

In the formula, $\{x_p, y_p\}$ and $\{x_q, y_q\}$ represent the coordinates of the central pixel and the neighborhood pixel, respectively. Assuming that df'_{sg} represents the number of pixels of each component of the pattern color, l'_{ji} represents the value domain of the component, and k'_{fjl} represents the value domain of the sum of squares of the corresponding component differences, the distance information between the center pixel and the neighborhood pixel is expressed by

$$D_C = \frac{k'_{fjl} \otimes l'_{fj}}{df'_{sg}} * W''_{rty}. \quad (26)$$

Assuming that k'_{fjl} represents the color component weight type, k''_{dhk} represents the parallax position with the lowest matching cost, and H''_{sdo} represents the neighborhood window weight of each color pixel, the color difference is weighted by

$$W'_{sdp} = \frac{H''_{sdo} \oplus l''_{dhk}}{k'_{fik} \times D_C} * p'_{dh}. \quad (27)$$

In the formula, p'_{dh} represents the cumulative error to the pixel. Based on the calculation results of formula (27), the research on the embroidery feature recognition algorithm of traditional national clothing based on the double-layer model is completed.

4. Analysis of Experimental Results

In order to verify the overall effectiveness of the traditional national clothing embroidery feature recognition algorithm based on the double-layer model, it is necessary to test the traditional national clothing embroidery features. The experimental platform for this test is Simulink, and the operating system is windows. On the MATLAB simulation platform, Turbo C++ 3.0 is used to develop software programming, and the proposed algorithm is used to detect

the effectiveness of pattern geometric pattern recognition. In order to visually present the recognition effect of the proposed algorithm, the proposed algorithm is compared with the algorithm in [4] and the algorithm in [5]. By identifying a pattern with a large number of geometric pattern features, the effectiveness of the proposed algorithm is detected. The pattern with a large number of geometric pattern features is shown in Figure 3.

Figure 3 shows the pattern drawn with a large number of geometric patterns. The image pattern has distinct geometric pattern characteristics, including a large number of geometric patterns such as circle, triangle, and square, so it is of great research significance. Three algorithms are used to identify the geometric patterns in the image, respectively. The comparison results of different algorithms to identify the geometric patterns in the pattern in Figure 3 are shown in Table 2.

Through the comparison results of pattern geometric patterns identified by different algorithms in Table 2, it can be seen that the three algorithms can effectively identify the geometric patterns in the pattern in Figure 3, but the geometric patterns identified by the proposed algorithm have high integrity. The geometric patterns identified are the complete geometric patterns constituting the pattern and have a high definition. Although the geometric patterns in the pattern can be effectively identified by using the algorithm in [4] and the algorithm in [5], the integrity of the identified geometric pattern is low, and some solid patterns cannot be effectively identified. The proposed algorithm can accurately identify the color features of geometric patterns, while the other two algorithms cannot recognize the color of geometric patterns and the color errors of geometric patterns. The comparison results of pattern geometric pattern recognition effectively verify the recognition performance of the proposed algorithm, which shows that the proposed algorithm can effectively recognize pattern geometric pattern features and has high recognition accuracy. In order to further verify the recognition effectiveness of the proposed algorithm, another ten patterns with different numbers of geometric patterns and distinct geometric pattern characteristics are selected to detect the pattern geometric pattern recognition effects of the three algorithms. The comparison results of pattern geometric pattern recognition are shown in Table 3.

Table 3 experimental results show that the number of geometric patterns accurately recognized by the proposed algorithm is higher than that of the other two algorithms, and the other two algorithms have more multirecognition problems. The parameter $\beta^{acc}_{i,j}$ represents the activation intensity. The activation intensity is constant. The more accurate the activation intensity calculation is, the higher the accuracy of the feature recognition result is. The proposed recognition algorithm, the algorithm in [4], and the algorithm in [5] are used to calculate the parameter $\beta^{acc}_{i,j}$, respectively, and the calculated results are compared with the actual results. The comparison results are shown in Table 4. In addition, in order to more clearly understand the recognition results of geometric patterns of different patterns, we give the histogram of the results, as shown in Figure 4.

By analyzing Table 4, it can be seen that the activation intensity obtained by the proposed recognition algorithm is



FIGURE 3: Pattern with a large number of geometric pattern features.

TABLE 2: Comparison of geometric pattern recognition results of different algorithms.

Identification feature serial number	Proposed algorithm	Reference [4] algorithm	Reference [5] algorithm
1			
2			
3			
4			
5			
6			
7			
8			
9			
10			

TABLE 3: Recognition results of geometric patterns of different patterns.

Pattern serial number	Proposed algorithm	Reference [4] algorithm	Reference [5] algorithm	Morphological algorithm
1	35	36	33	34
2	51	52	54	50
3	62	61	65	63
4	82	82	86	80
5	75	76	73	78
6	59	59	61	62
7	104	105	107	106
8	120	121	124	122
9	116	117	121	119
10	90	89	92	91

TABLE 4: Test results of three different algorithms.

Number of iterations	Activation intensity			Actual activation intensity
	Proposed algorithm	Reference [4] algorithm	Reference [5] algorithm	
1	45	50	40	45
2	60	60	65	60
3	70	75	70	70
4	85	70	85	85
5	90	80	75	90

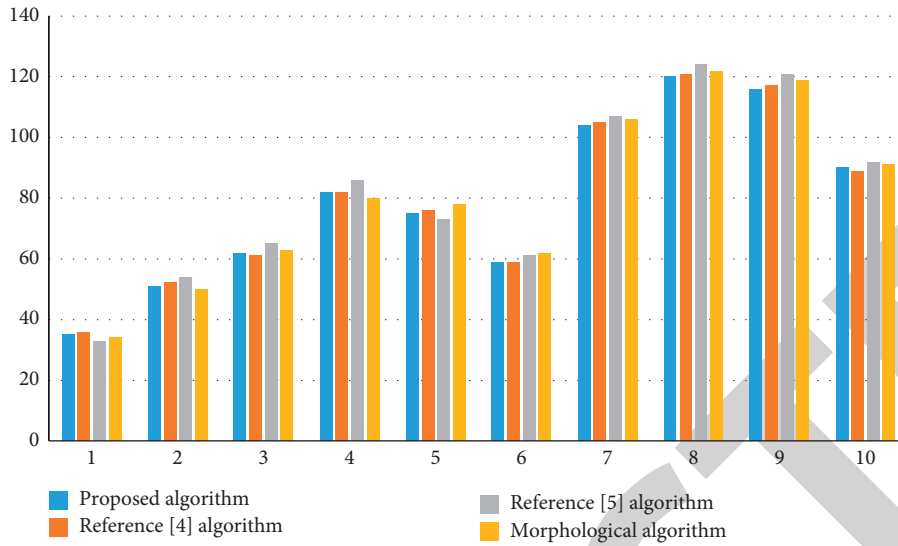


FIGURE 4: Recognition results of geometric patterns of different patterns.

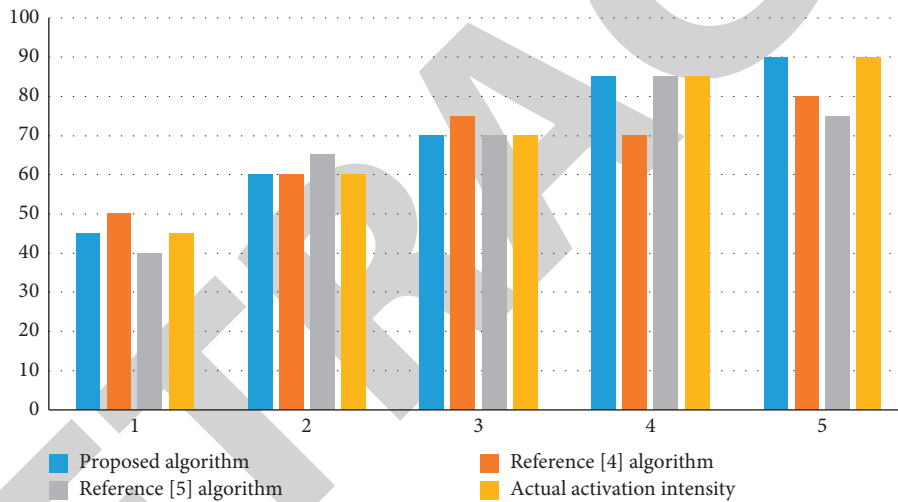


FIGURE 5: Test results of three different algorithms.

consistent with the actual results, and the accuracy is 100%. Using the algorithm in reference [4], only the activation intensity obtained in the second of the five iterations is consistent with the actual results, and the accuracy is 20%. The activation intensity obtained by the algorithm in [5] in the third and fourth iterations is the same as the actual results, and the accuracy is 40%. Comparing the test results of three different algorithms, it can be seen that the recognition accuracy of traditional national clothing embroidery feature recognition algorithm based on the double-layer model is high. In addition, in order to more clearly understand the test results of three different algorithms, we give the histogram of the results, as shown in Figure 5.

5. Conclusions and Prospects

5.1. Conclusion. The three algorithms can effectively recognize the geometric patterns in the pattern, but the geometric patterns recognized by the proposed algorithm have

high integrity. The geometric patterns of the recognized pattern are the complete geometric patterns of the pattern and have a high definition. The number of geometric patterns accurately recognized by the proposed algorithm is higher than that of the other two algorithms, and the other two algorithms have more multirecognition problems. The recognition accuracy of traditional national clothing embroidery feature recognition algorithm based on the double-layer model is high.

5.2. Prospects. The following aspects can be further studied in the future:

- (1) Aiming at the overall internal and external shape of traditional national costume embroidery, this paper analyzes other influencing factors of traditional national costume embroidery and deeply discusses the different cognitive results and matching degrees caused by different influencing factors. Therefore,

different traditional national costume embroidery feature recognition factors need to be further compared and studied.

- (2) In the process of data processing, it is determined that the influence of environmental factors can be completely eliminated, the influence can be reduced to a certain extent, and the experiment can be further studied and improved.
- (3) During the experiment, the lines with the embroidery characteristics of traditional national costumes can be used. The design elements of the research object can be single-dimensional contour elements, removing the early elements such as color, material, and expression techniques. In future research, the most important design elements should be selected for analysis, and the most important single-dimensional elements should be found from a multidimensional perspective so as to improve the transformation of the design characteristics of traditional national clothing embroidery.

Data Availability

The data used to support the findings of this study are available from the corresponding author upon request.

Conflicts of Interest

The author declares that he has no conflicts of interest.

Acknowledgments

This paper was supported by the Key Project of Humanities and Social Sciences of the Department of Education of Anhui Province, "Research on the Inheritance and Innovation of Chinese Traditional Costume Culture under the Background of Cultural Creative Industry" (SK2014A424).

References

- [1] M. B. A. K. Grigoreva and N. M. Hurina-Muftieva, "Modern Crimean Tatar national costume: succession and novelties (based on the example of Crimean dress designers)," *Культура и искусство*, vol. 2, no. 12, pp. 1–13, 2020.
- [2] S. Ma, "Study of the Chinese national costume cultures: essential value and methodological construction," *Art & Design Research*, vol. 2, no. 2, pp. 15–18, 2019.
- [3] A. N. Lizhe, "The symbolic function of national costume and the construction of ethical order: a case study of miao nationality's costumes," *Journal of Guizhou University*, vol. 33, no. 05, pp. 56–61, 2019.
- [4] A. Karim, E. H. Nizam, M. A. Shammi, T. Hasan, and M. Moniruzzaman, "Transformative adoption of traditional 'kantha' embroidery to modern fashion design through 'khadi' fabric," *American Journal of Art and Design*, vol. 6, no. 1, pp. 6–12, 2021.
- [5] A. Slavinska, O. Syrotenko, I. Zasornova, and O. Zasornov, "Capsul approach to significance of ethnic embroidery in formation of modern wardrobe," *International Conference on Technics Technologies and Education*, vol. 1, pp. 396–404, 2019.
- [6] Q. Xu and N. Zhao, "A facial expression recognition algorithm based on CNN and LBP feature," in *Proceedings of the 2020 IEEE 4th information technology, networking, electronic and automation control conference (ITNEC)*, vol. 1, pp. 2304–2308, IEEE, Chongqing, China, June 2020.
- [7] A. D. Sokolova and A. V. Savchenko, "Computation-efficient face recognition algorithm using a sequential analysis of high dimensional neural-net features," *Optical Memory & Neural Networks*, vol. 29, no. 1, pp. 19–29, 2020.
- [8] H. Wei, C. Xu, and Z. Jin, "Binocular matching based on V1/V2 hierarchical receptive field responding pattern, color and orientation," *IEEE Transactions on Biomedical Engineering*, vol. 12, no. 99, pp. 1–10, 2020.
- [9] S. Rousseau and D. Helbert, "Compressive color pattern detection using partial orthogonal circulant sensing matrix," *IEEE Transactions on Image Processing*, vol. 17, no. 7, pp. 670–678, 2019.
- [10] A. Fondren, L. Swierk, and B. J. Putman, "Clothing color mediates lizard responses to humans in a tropical forest," *Biotropica*, vol. 52, no. 1, pp. 172–181, 2020.
- [11] H. Liang, Y. Zhao, and Z. Wang, "Analysis on Shanxi embroidery pattern art of modern folk clothing accessories: case study of the related collections in Folk Costumes Museum of Jiangnan University," *Journal of Silk*, vol. 56, no. 8, pp. 75–84, 2019.
- [12] K. O. Jimoh, D. J. Djibi, S. A. Flàrànmí, and S. Aina, "Handmade embroidery pattern recognition: a new validated database," *Malaysian journal of computing*, vol. 5, no. 1, pp. 374–380, 2020.
- [13] M. Abedi, "Non-Euclidean distance measures in spatial data decision analysis: investigations for mineral potential mapping," *Annals of Operations Research*, vol. 303, no. 1, pp. 29–50, 2020.
- [14] L. G. Maxim, J. I. Rodriguez, and B. Wang, "Defect of Euclidean distance degree," *Advances in Applied Mathematics*, vol. 121, no. 10, Article ID 102101, 2020.
- [15] B. Dexheimer and R. Sainburg, "When the non-dominant arm dominates: the effects of visual information and task experience on speed-accuracy advantages," *Experimental Brain Research*, vol. 239, no. 2, pp. 1–11, 2021.
- [16] N. Hulstaert, J. Shofstahl, T. Sachsenberg, M. Walzer, and Y. Perez-Riverol, "ThermoRawFileParser: modular, scalable, and cross-platform RAW file conversion," *Journal of Proteome Research*, vol. 19, no. 1, pp. 537–542, 2019.
- [17] Z. Q. Luan and D. Liang, "Research on intelligent picking-up simulation of digital multimedia video target area," *Computer Simulation*, vol. 37, no. 5, pp. 129–132+201, 2020.