

Research Article

Fault Tolerance of Optical Hypercube Interconnection Networks with r -Communication Pattern

Xianyong Li , Yajun Du, and Yongquan Fan

School of Computer and Software Engineering, Xihua University, Chengdu 610039, China

Correspondence should be addressed to Xianyong Li; lixymail@xhu.edu.cn

Received 18 October 2021; Accepted 2 December 2021; Published 20 December 2021

Academic Editor: Wei Sun

Copyright © 2021 Xianyong Li et al. This is an open access article distributed under the Creative Commons Attribution License, which permits unrestricted use, distribution, and reproduction in any medium, provided the original work is properly cited.

As power grids and optical interconnection networks are interdependent, the reliabilities of the optical networks are critical issues in power systems. The optical networks hold prominent performance including wide bandwidth, low loss, strong anti-interference capability, high fidelity, and reliable performance. They are regarded as promising alternatives to electrical networks for parallel processing. This paper is aimed at taking the first step in understanding the communication efficiencies of optical networks. For that purpose, on optical networks, we propose a series of novel notions including communication pattern, r -communication graph, reduced diameter, enhanced connectivity, r -diameter, and r -connectivity. Using these notions, we determine that the r -diameter and r -connectivity of the optical n -dimensional hypercube network are $\lceil n/r \rceil$ and $\binom{n}{1} + \binom{n}{2} + \dots + \binom{n}{r}$, respectively. Since the parameter r is variable, we can adjust different values of r on the basis of the wavelength resources and load of the optical networks, achieving enhanced communication efficiencies of these networks. Compared with the electric n -dimensional hypercube network, the proposed communication pattern on the optical hypercube network not only reduces the maximum communication delay of the conventional electrical hypercube significantly but also improves its fault tolerance remarkably.

1. Introduction

With information explosion in power systems, power grids need to keep reliability requirement to rapidly handle fault information from these systems. The fault tolerance of power grids is an efficient measure to assess the reliabilities of the corresponding power systems. Habib et al. [1] considered the problem on the power grid-optical network interconnection to avoid or reduce cascading failures in power systems. Chai et al. [2] summarized the health monitoring of power grids based on the fiber optic sensing technology. They also discussed the intelligent fault diagnosis of power grids by fiber optic sensing technology. Corrêa et al. [3] proposed a heuristic algorithm to improve the reliability of optical links in the power grid. Sun et al. [4] divided the signal-to-noise ratio into the feedback signal and compensating signal based on confidence interval. They further creatively proposed confidence interval-based model predictive control

of the transmit power. Their model ensured the reliability requirements in real-world industrial environment. Sun et al. [5] proposed an end-to-end data delivery reliability model to assess the reliability performance of wireless sensor networks. In smart grids, Sun et al. [6] proposed a novel link quality prediction method based on the long short-term memory (LSTM) network and confidence interval lower boundary. In real-world experiments, their method is superior to existing link quality prediction methods for reliability requirements. Sripetch and Saengudomlert [7] designed an optimal optical network including backbone and access networks on the basis of existing power grids. Thus, the reliability and topology structure design of optical interconnection networks are important research issues in power systems.

Due to a variety of appealing properties, ranging from extremely high bandwidth to extremely low power consumption and latency, optical networks are widely regarded as promising alternatives to conventional electrical networks

for parallel processing [8, 9]. By establishing dedicated light paths for a selected set of transmitter-receiver pairs employed a standard optical technique (wavelength division multiplexing (WDM) technique [10], say), every processor in an optically connected multicomputer can send multiple data packets simultaneously to different processors, greatly enhancing the network throughput; this is especially the case for multiprocessor systems-on-chip, leading to the emergence of optical networks-on-chip (ONOCs). As thus, multifarious optical networks, such as hypercube [11], hypermeshes [12–17], k -ary n -cube [18], and multimesh hypercubes [11, 19–21], had been massively studied and demonstrated in practice. In particular, hypercubes have excellent graph-theoretic properties including regularity, symmetry, small diameter, strong connectivity, and relatively small link complexity, as well as simple yet efficient routing strategies. They have been taken as popular interconnection networks for multicomputer systems [22–25] and have been nominated as optical networks [11, 19, 21]. Researchers also proposed and studied a lot of variations with lower diameters on the hypercube by changing or adding the links in the hypercubes, such as the Möbius cubes [26], enhanced hypercube [27], locally twisted cubes [25], shuffle cube [28], and spined cube [29]. These abundant graph structural models have provided rich theoretical fundamentals for the designs of the optical network structures and communication patterns. As optical networks possess enhanced communicating capability as compared to their electrical counterparts, it is of practical importance to investigate the communication efficiencies of optical networks. To our knowledge, however, no work on this issue has been reported in the literature.

This paper is aimed at taking the first step in understanding the communication efficiencies of optical networks. To capture a communication pattern for an optical network, the notion of communication graph is introduced. Furthermore, the reduced diameter and enhanced connectivity of an optical network with a communication pattern are defined. Under a natural communication pattern, known as the r -communication pattern, the reduced diameter and enhanced connectivity of an optical hypercube network are determined. The obtained results show that this enhanced pattern not only reduces the maximum communication delay of the conventional hypercube network significantly but also improves its fault tolerance remarkably.

The subsequent materials are organized as follows. Section 2 introduces new notions and terminologies. Section 3 formulates and proves the main results in this work. This work is closed by Section 4.

2. New Notations and Terminologies

For a graph G , let $d(G)$ and $\kappa(G)$ denote its diameter and connectivity, respectively, see Ref. [30] for fundamental graph-theoretic notions and terminologies.

An optical network can be represented as a graph $G = (V, E)$, where every node stands for the unity of a processor, the local memory owned by the processor, and the optical router to which the local memory is

connected. There is an edge between two nodes if and only if a direct light path can be set up between the two optical routers associated to them. A light path can be established between a pair of nonadjacent nodes by properly setting the states of a set of optical routers on the path, leading to an enhanced communicating capability. For example, a linear array graph [31] contains N processors and $N - 1$ communication edges (see Figure 1). The wavelength resource is restricted. By the WDM technology [10], about sixty wavelengths per fiber can be achieved. Then, any two processors can be established an optical path of length one to communicate data each other by a wavelength in a fiber. Figure 2 shows the new optical paths (complementary edges, see the dashed lines) that the processor 1 communicates with other processors in linear array graph in Figure 1. In the following, we will consider r optical paths of length one between any two nodes in the optical hypercube. Adding this type of optical paths in the optical hypercube, we call the graph by r -communication graph for the optical hypercube. To capture the communicating capability of an optical network, we first introduce the notion of *communication pattern* as follows.

Definition 1. A communication pattern on an optical network $G = (V, E)$, denoted C , is defined as the set of all node pairs for which light paths are allowed to be established. The communication graph for the communication pattern is defined as the graph $G_C = (V, C)$.

In the design of parallel algorithms for an optical network, it is infeasible to set up light paths between all of its node pairs because of the limited wavelength resources. Rather, it is desired that light paths are set up only between node pairs that are relatively close to each other. To capture this feature of optical networks, let us introduce a new notion as follows.

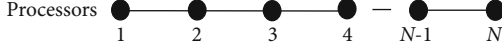
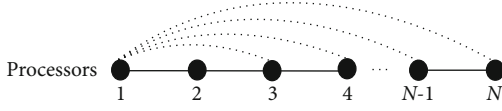
Definition 2. The r -communication pattern on an optical network $G = (V, E)$, denoted C^r , is defined as the set of all node pairs where their distances are at least r . The r -communication graph is denoted by $G^r = (V, C^r)$.

The diameter of a network is a measure of the maximum communication delay between a pair of nodes. For an optical network, the establishment of light paths between nonadjacent node pairs is conducive to the reduction of its diameter, leading to the notion of *reduced diameter*, which is formulated as follows.

Definition 3. The reduced diameter of an optical network $G = (V, E)$ endowed with a communication pattern C , denoted by $d_C(G)$, is defined as $d_C(G) = d(G_C)$.

Obviously, for the graph G with the communication pattern C^r , we have $d_{C^r}(G) = d(G_{C^r})$.

Definition 4. The r -diameter of an optical network $G = (V, E)$, denoted by $d_r(G)$, is defined as $d_r(G) = d(G^r)$.


 FIGURE 1: Linear array graph with N processors.

 FIGURE 2: Linear array graph with N processors established some new optical paths from processor 1. The dashed lines express new optical paths that the processor 1 communicates with other processors.

The connectivity of a network is a gauge of its fault tolerance, i.e., its capability of working properly in the presence of faulty elements. For an optical network, the establishment of light paths between nonadjacent node pairs contributes to the enhancement of its connectivity, leading to the notion of *enhanced connectivity*, which is formulated as follows.

Definition 5. The enhanced connectivity of an optical network $G = (V, E)$ endowed with a communication pattern C , denoted by $\kappa_C(G)$, is defined as $\kappa_C(G) = \kappa(G_C)$.

Definition 6. The r -connectivity of an optical network $G = (V, E)$, denoted by $\kappa_r(G)$, is defined as $\kappa_r(G) = \kappa(G^r)$.

An n -dimensional hypercube network (n -cube, for short), denoted Q_n , is a graph with 2^n nodes, where the nodes can be one-to-one labeled as n -length 0-1 string so that two nodes are adjacent if and only if their labels differ in exactly one bit position.

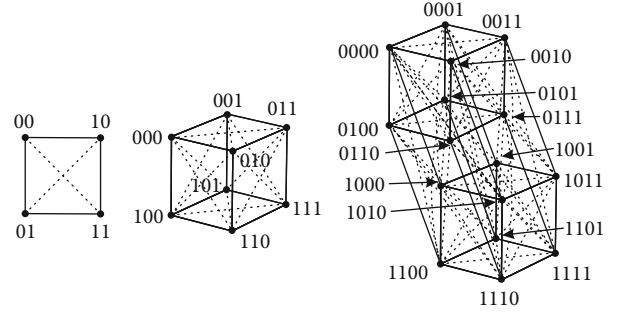
Definition 7. The r -communication graph for an optical n -cube network, denoted Q_n^r , can be constructed recursively as follows. For $n = 1$, Q_1^r is simply Q_1 . For $n \geq 2$, Q_n^r is formed from two disjoint copies of Q_{n-1}^r by performing the following operations: adding prefix 0 to the labels of all nodes of one copy to get a graph $0Q_{n-1}^r$, adding prefix 1 to the labels of all nodes of the other copy to get a graph $1Q_{n-1}^r$, and adding an edge between a node $u = 0a_1a_2 \cdots a_{n-1}$ of $0Q_{n-1}^r$ and a node $v = 1b_1b_2 \cdots b_{n-1}$ of $1Q_{n-1}^r$ if and only if $a_1a_2 \cdots a_{n-1}$ and $b_1b_2 \cdots b_{n-1}$ differ in at most $r - 1$ bit positions. We shall call the edge as a cube edge or a non-cube edge depending on whether $a_1a_2 \cdots a_{n-1}$ and $b_1b_2 \cdots b_{n-1}$ are identical or not.

Figure 3 presents the 2-communication graphs of the optical 2-cube, 3-cube, and 4-cube networks, respectively.

3. The Abilities of the Fault Tolerance and Communication of the Optical n -Cube Network

This section is intended to determine the r -diameter and r -connectivity of Q_n , reflecting the abilities of the fault tolerance and communication of this network.

By Definition 7, we can easily obtain the following result.


 FIGURE 3: Q_2^2 , Q_3^2 , and Q_4^2 , where the complementary edges are shown with dashed edges.

Lemma 8. Q_n^r has 2^n nodes and is $\left(\binom{n}{1} + \binom{n}{2} + \cdots + \binom{n}{r}\right)$ -regular.

In the next, we will discuss the r -diameter and r -connectivity of Q_n .

Theorem 9. $d_r(Q_n) = \lceil n/r \rceil$.

Proof. For a pair of nodes of Q_n^r whose labels differ in exactly k bit positions, it is easy to construct a $\lceil k/r \rceil$ -length path connecting them. Thus, we have

$$d_r(Q_n) = d(Q_n^r) \leq \max_{1 \leq k \leq n} \left\lceil \frac{k}{r} \right\rceil = \left\lceil \frac{n}{r} \right\rceil. \quad (1)$$

For the two vertices $u = 0^n$ and $v = 1^n$ of Q_n^r , on the other hand, it can be seen that every path connecting them has the length at least $\lceil n/r \rceil$, implying that $d_r(Q_n) = d(Q_n^r) \geq \lceil n/r \rceil$. The proof is completed. \square

Lemma 10. $\kappa_n(Q_n) = 2^n - 1$.

Proof. $\kappa_n(Q_n) = \kappa(Q_n^n) = \kappa(K_n) = 2^n - 1$. \square

Lemma 11. For $r < n$, we have $\kappa_r(Q_n) = \binom{n}{1} + \binom{n}{2} + \cdots + \binom{n}{r}$.

Proof. By induction on n . The assertion is obviously true for $n \leq 3$. Suppose the assertion is true for $n = k \geq 3$. Let S be a node subset of $G = Q_{k+1}^r$, $|S| = \binom{k+1}{1} + \binom{k+1}{2} + \cdots + \binom{k+1}{r} - 1$. Then, it suffices to show that $G \setminus S$ is connected. For that purpose, let $G_0 = 0Q_k^r$, $G_1 = 1Q_k^r$, $S_0 = S \cap V(G_0)$, $S_1 = S \cap V(G_1)$. Without loss of generality, assume $|S_0|$

$| \leq |S_1|$. Then, it is easily verified that

$$|S_0| \leq \frac{|S|}{2} = \frac{\binom{k+1}{1} + \binom{k+1}{2} + \dots + \binom{k+1}{r} - 1}{2} \quad (2)$$

$$< \binom{k}{1} + \binom{k}{2} + \dots + \binom{k}{r}.$$

It follows from the inductive hypothesis that $G_0 \setminus S_0$ is connected. Now, let us distinguish between two possibilities. \square

Case 1. $|S_0| \leq \binom{k}{1} + \binom{k}{2} + \dots + \binom{k}{r-1}$. As every node of G_1 has $1 + \binom{k}{1} + \binom{k}{2} + \dots + \binom{k}{r-1}$ neighbors in G_0 , it follows that every node of $G_1 \setminus S_1$ has a neighbor in $G_0 \setminus S_0$, implying that $G \setminus S$ is connected.

Case 2. $|S_0| > \binom{k}{1} + \binom{k}{2} + \dots + \binom{k}{r-1}$. Then,

$$|S_1| = |S| - |S_0| < \binom{k+1}{1} + \binom{k+1}{2} + \dots + \binom{k+1}{r} - 1 - \left[\binom{k}{1} + \binom{k}{2} + \dots + \binom{k}{r-1} \right] \quad (3)$$

$$= \binom{k}{1} + \binom{k}{2} + \dots + \binom{k}{r}.$$

It follows from the inductive hypothesis that $G_1 \setminus S_1$ is also connected. We proceed by treating two subcases, respectively.

Case 1. $r < (k+1)/2$. Then,

$$|V(G_0)| = 2^k = \frac{\binom{k+1}{0} + \binom{k+1}{1} + \dots + \binom{k+1}{k+1}}{2}$$

$$\geq \binom{k+1}{0} + \binom{k+1}{1} + \dots + \binom{k+1}{r} > |S|. \quad (4)$$

So, there is an edge between $G_0 \setminus S_0$ and $G_1 \setminus S_1$, and thus, $G \setminus S$ is connected.

Case 2. $r \geq (k+1)/2$. If either $G_1 \setminus S_1$ is empty or there is an edge between $G_0 \setminus S_0$ and $G_1 \setminus S_1$, $G \setminus S$ is already connected. Now, suppose that $G_1 \setminus S_1$ is not empty and there is no edge between $G_0 \setminus S_0$ and $G_1 \setminus S_1$. Then, the label of every node of $G_1 \setminus S_1$ differs from the label of any node of $G_0 \setminus S_0$ in at least

r bit positions, leading to that

$$1 \leq |V(G_1) \setminus S_1| \leq \binom{k}{2r-1} + \binom{k}{2r} + \dots + \binom{k}{k}. \quad (5)$$

So, $r = k+1/2$ and $|S_1| = 2^k - 1$. Let u denote the node in graph $G_1 \setminus S_1$. As u has $\binom{k}{0} + \binom{k}{1} + \dots + \binom{k}{(k-1)/2}$ neighbors in $G_0 \setminus S_0$, we have

$$|S_0| = |S| - |S_1| = \binom{k+1}{1} + \binom{k+1}{2} + \dots + \binom{k+1}{(k+1)/2} - 2^k = \binom{k+1}{1} + \binom{k+1}{2} + \dots + \binom{k+1}{(k+1)/2} - \left[\binom{k}{0} + \binom{k}{1} + \dots + \binom{k}{k} \right] \geq \binom{k}{0} + \binom{k}{1} + \dots + \binom{k+1}{(k-1)/2}. \quad (6)$$

That is,

$$\binom{k}{1} + \binom{k}{2} + \dots + \binom{k+1}{(k+1)/2} \geq 2^k, \quad (7)$$

contradicting the fact that

$$\binom{k}{1} + \binom{k}{2} + \dots + \binom{k}{(k+1)/2} < \binom{k}{0} + \binom{k}{1} + \dots + \binom{k}{k} = 2^k. \quad (8)$$

It follows by combining the above discussions that the assertion holds for $n = k+1$. By the inductive principle, the assertion holds for all n .

By combining Lemmas 10 and 11, we get the following.

Theorem 12. For arbitrary r , $\kappa_r(Q_n) = \binom{n}{1} + \binom{n}{2} + \dots + \binom{n}{r}$.

In particular, by Theorem 12, let $r = 1$, we obtain the 1-connectivity of Q_n as follows.

Corollary 13 (see [19]).

$$\kappa_1(Q_n) = \kappa(Q_n) = n. \quad (9)$$

It follows that the 1-connectivity is just the traditional connectivity. Therefore, r -connectivity is an extension of the traditional connectivity. Because the value r is variable, we can choose different values of r on the basis of the wavelength resources and load of the optical networks, achieving enhanced communication efficiencies. For optical hypercube network $Q_n (r > 1)$, its r -connectivity (r -diameter) is obviously more (lower) than the traditional connectivity (diameter), and thus compared with the electrical hypercube, this communication pattern not only reduces the maximum communication delay dramatically but also improves its fault tolerance markedly. In the optical hypercube network with r -communication pattern, when the number of fault

nodes is no more than $\binom{n}{1} + \binom{n}{2} + \dots + \binom{n}{r}$, the net-

work still works properly; when the dimension n is a fixed, the larger the value of r is, the stronger the reliability and availability of the network are.

4. Concluding Remarks

For the purpose of understanding the enhanced communication efficiencies of optical networks, the notion of communication graph has been introduced. Furthermore, the r -diameter and r -connectivity of an optical network have been defined. Next, the r -diameter and r -connectivity of an optical hypercube network have been figured out. The obtained results show that this communication pattern not only reduces the maximum communication delay of the conventional electrical hypercube network dramatically but also improves its fault tolerance markedly.

Towards this direction, numerous works have yet to be done. First, it is worthwhile to calculate the r -diameter and r -connectivity of other kinds of optical networks. Second, it is necessary to introduce some other standards that can measure the performance of optical networks. Third, novel optical networks that are especially suited to multiprocessor systems-on-chip should be designed and analyzed. Last, but not least, conventional parallel algorithms, ranging from parallel sorting to parallel matrix multiplication, to parallel discrete Fourier transform, and to parallel solution of linear systems, must be adapted to optical networks. In the future, the optical hypercube interconnection networks with r -communication pattern may be used in power grids of power systems to improve the performance of communication networks.

Data Availability

The data used to support the findings of this study are available from the corresponding author upon request.

Conflicts of Interest

All authors declare no conflicts of interest.

Acknowledgments

This work is partially supported by the National Natural Science Foundation of China (Nos. 61802316, 61872298, and 61902324), the Chunhui Plan Cooperation and Research Project, Ministry of Education of China (Nos. Z2015109 and Z2015100), the “Young Scholars Reserve Talents” program of Xihua University, the Science and Technology Department of Sichuan Province (Nos. 22ZDYF3157 and 2021YFQ0008), the Key Scientific Research Fund of Xihua University (No. z1422615), and the Discipline Construction Project of Guangdong Medical University (No. 4SG21018G).

References

- [1] M. F. Habib, F. Musumeci, and B. Mukherjee, “Cascading-failure-resilient interconnection for interdependent power grid - optical network,” *Optical Switching and Networking*, vol. 42, 2021.
- [2] Q. Chai, Y. Luo, J. Ren et al., “Review on fiber-optic sensing in health monitoring of power grids,” *Optical Engineering*, vol. 58, no. 7, article 072007, 2019.
- [3] H. Pires Corrêa, R. Ribeiro de Carvalho Vaz, F. Henrique Teles Vieira, and S. Granato de Araújo, “Reliability based genetic algorithm applied to allocation of fiber optics links for power grid automation,” *Energies*, vol. 12, no. 11, p. 2039, 2019.
- [4] W. Sun, H. Yu, Y. Yang, Q. Li, D. Mu, and X. Xu, “Confidence interval based model predictive control of transmit power with reliability constraint,” *Wireless Networks*, vol. 26, no. 5, pp. 3245–3256, 2020.
- [5] W. Sun, X. Yuan, J. Wang, Q. Li, L. Chen, and D. Mu, “End-to-end data delivery reliability model for estimating and optimizing the link quality of industrial WSNs,” *IEEE Transactions on Automation Science and Engineering*, vol. 15, no. 3, pp. 1127–1137, 2018.
- [6] W. Sun, P. Li, Z. Liu et al., “LSTM based link quality confidence interval boundary prediction for wireless communication in smart grid,” *Computing*, vol. 103, no. 2, pp. 251–269, 2021.
- [7] A. Sripetch and P. Saengudomlert, “Optimization for optical network designs based on existing power grids,” *IEICE transactions on communications*, vol. 91, no. B3, pp. 689–699, 2008.
- [8] J. W. Goodman, F. J. Leonberger, S. Y. Kung, and R. A. Athale, “Optical interconnections for VLSI systems,” *Proceedings of the IEEE*, vol. 72, no. 7, pp. 850–866, 1984.
- [9] B. Webb and A. Louri, “A class of highly scalable optical crossbar-connected interconnection networks (SOCNs) for parallel computing systems,” *IEEE Transactions on Parallel and Distributed Systems*, vol. 11, no. 5, pp. 444–458, 2000.
- [10] Y. Chen and H. Shen, “Routing and wavelength assignment for hypercube in arraybased WDM optical networks,” *Journal of Parallel and Distributed Computing*, vol. 70, no. 1, pp. 59–68, 2010.
- [11] A. Louri and H. Sung, “Scalable optical hypercube-based interconnection network for massively-parallel computing,” *Applied Optics*, vol. 33, no. 32, pp. 7588–7598, 1994.
- [12] A. Al-Ayyoub, M. Ould-Khaoua, and K. Day, “On the performance of parallel matrix factorisation on the hypermesh,” *The Journal of Supercomputing*, vol. 20, no. 1, pp. 37–53, 2001.

- [13] S. Loucif, M. Ould-Khaoua, and A. Al-Ayyoub, "Hypermeshes: implementation and performance," *Journal of Systems Architecture*, vol. 48, no. 1-3, pp. 37-47, 2002.
- [14] R. Moraveji, H. Sarbazi-Azad, A. Nayebi, and K. Navi, "Modeling the effects of hot-spot traffic load on the performance of wormhole-switched hypermeshes," *Computers and Electrical Engineering*, vol. 37, no. 1, pp. 1-23, 2011.
- [15] M. Ould-Khaoua and L. M. Mackenzie, "On the design of hypermesh interconnection networks for multicomputers," *Journal of Systems Architecture*, vol. 46, no. 9, pp. 779-792, 2000.
- [16] F. Rodriguez-Salazar and J. R. Barker, "Hamming hypermeshes: high performance interconnection networks for pin-out limited systems," *Performance Evaluation*, vol. 63, no. 8, pp. 759-775, 2006.
- [17] T. Szymanski, "'Hypermeshes': optical interconnection networks for parallel computing," *Journal of Parallel and Distributed Computing*, vol. 26, no. 1, pp. 1-23, 1995.
- [18] K. Day, "Optical transpose k -ary n -cube networks," *Journal of Systems Architecture*, vol. 50, no. 11, pp. 697-705, 2004.
- [19] A. Louri, S. Furlonge, and C. Neocleous, "Experimental demonstration of the optical multi-mesh hypercube: scaleable interconnection network for multiprocessors and multicomputers," *Applied Optics*, vol. 35, no. 35, pp. 6909-6919, 1996.
- [20] A. Louri and S. Furlonge, "Feasibility study of a scalable optical interconnection network for massively parallel processing systems," *Applied Optics*, vol. 35, no. 8, pp. 1296-1308, 1996.
- [21] A. Louri and H. Sung, "An optical multi-mesh hypercube: a scalable optical interconnection network for massively parallel computing," *Journal of Lightwave Technology*, vol. 12, no. 4, pp. 704-716, 1994.
- [22] Y. Saad and M. H. Schultz, "Topological properties of hypercubes," *IEEE Transactions on Computers*, vol. 37, no. 7, pp. 867-872, 1988.
- [23] X. Yang, D. J. Evans, B. Chen, G. M. Megson, and H. Lai, "On the maximal connected component of hypercube with faulty vertices," *International Journal of Computer Mathematics*, vol. 81, no. 5, pp. 515-525, 2004.
- [24] X. Yang, D. J. Evans, and G. M. Megson, "On the maximal connected component of hypercube with faulty vertices (II)," *International Journal of Computer Mathematics*, vol. 81, no. 10, pp. 1175-1185, 2004.
- [25] X. Yang, D. J. Evans, and G. M. Megson, "The locally twisted cubes," *International Journal of Computer Mathematics*, vol. 82, no. 4, pp. 401-413, 2005.
- [26] P. Cull and S. M. Larson, "The Mobius cubes," *IEEE Transactions on Computers*, vol. 44, no. 5, pp. 647-659, 1995.
- [27] N. F. Tzeng and S. Wei, "Enhanced hypercubes," *IEEE Transactions on Computers*, vol. 40, no. 3, pp. 284-294, 1991.
- [28] T. K. Li, J. J. M. Tan, L. H. Hsu, and T. Y. Sung, "The shufflecubes and their generalization," *Information Processing Letters*, vol. 77, no. 1, pp. 35-41, 2001.
- [29] W. Zhou, J. Fan, X. Jia, and S. Zhang, "The spined cube: a new hypercube variant with smaller diameter," *Information Processing Letters*, vol. 111, no. 12, pp. 561-567, 2011.
- [30] D. B. West, *Introduction to Graph Theory*, Prentice-Hall, Inc, 2001.
- [31] C. Batten, A. Joshi, V. Stojanovic, and K. Asanovic, "Designing chip-level nanophotonic interconnection networks," *The IEEE Journal on Emerging and Selected Topics in Circuits and Systems*, vol. 2, no. 2, pp. 137-153, 2012.
- [32] X. Yang, D. J. Evans, and G. M. Megson, "On the maximal connected component of a hypercube with faulty vertices III," *International Journal of Computer Mathematics*, vol. 83, no. 1, pp. 27-37, 2006.